

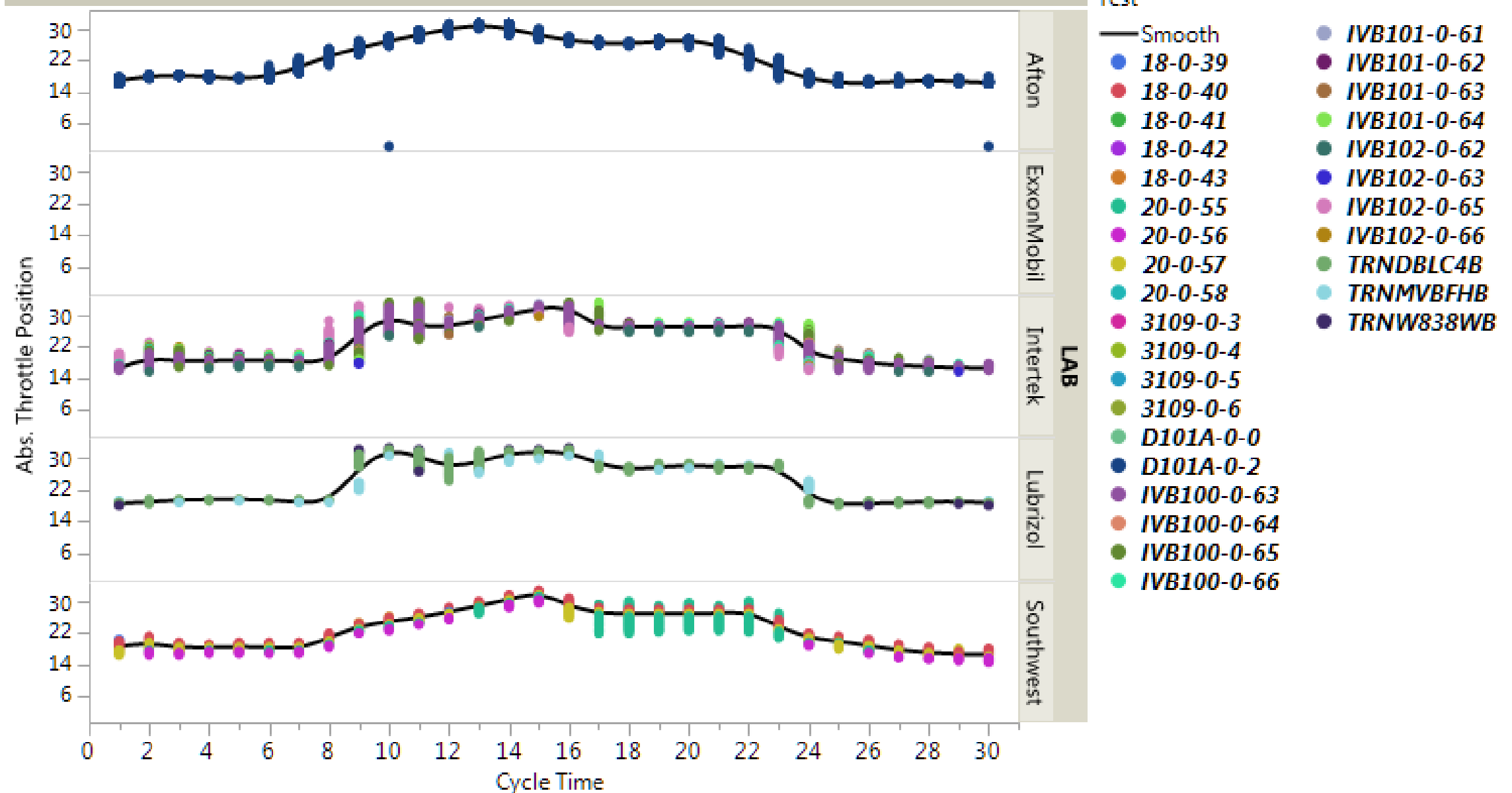
Operational Plots for All Labs Hrs 10-11, Exclusively

By: Stats Group

02-28-18

Abs. Throttle Position vs. Cycle Time

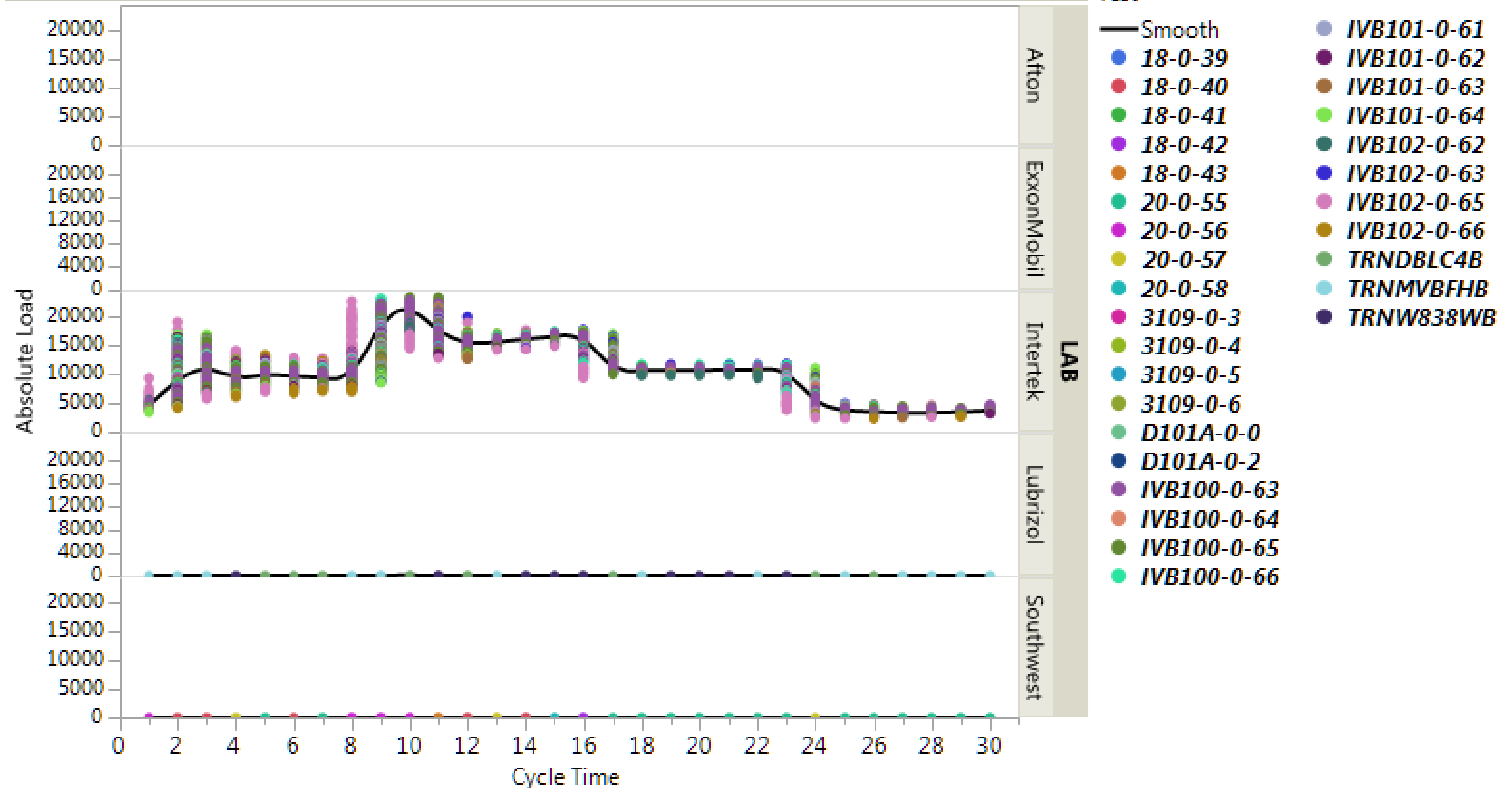
TestHr = Hr10-11



Where((TestHr = Hr10-11) and (LAB = Afton, ExxonMobil, Intertek, Lubrizol, Southwest))

Absolute Load vs. Cycle Time

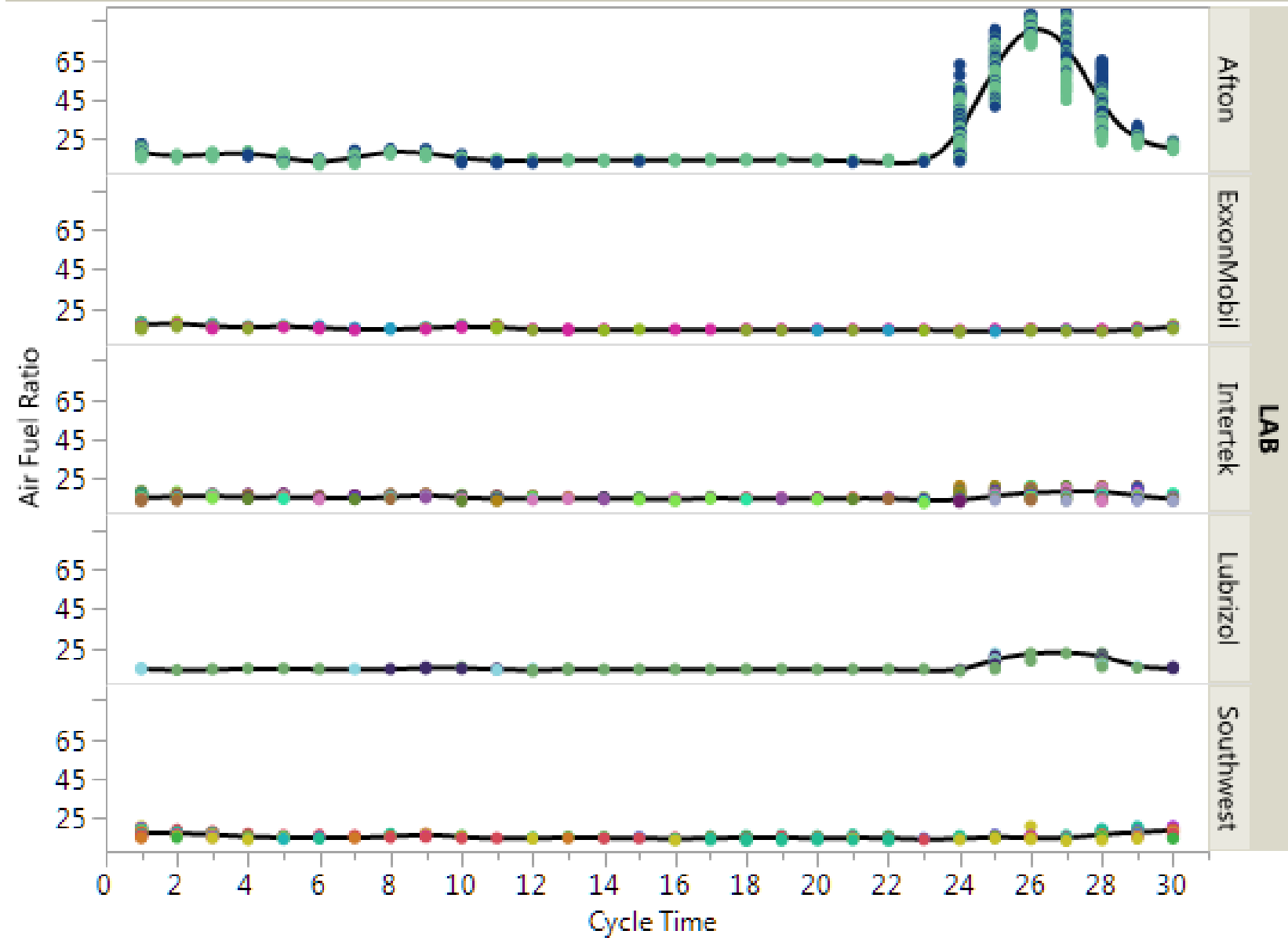
TestHr = Hr10-11



Where((TestHr = Hr10-11) and (LAB = Afton, ExxonMobil, Intertek, Lubrizol, Southwest))

Air Fuel Ratio vs. Cycle Time

TestHr = Hr10-11

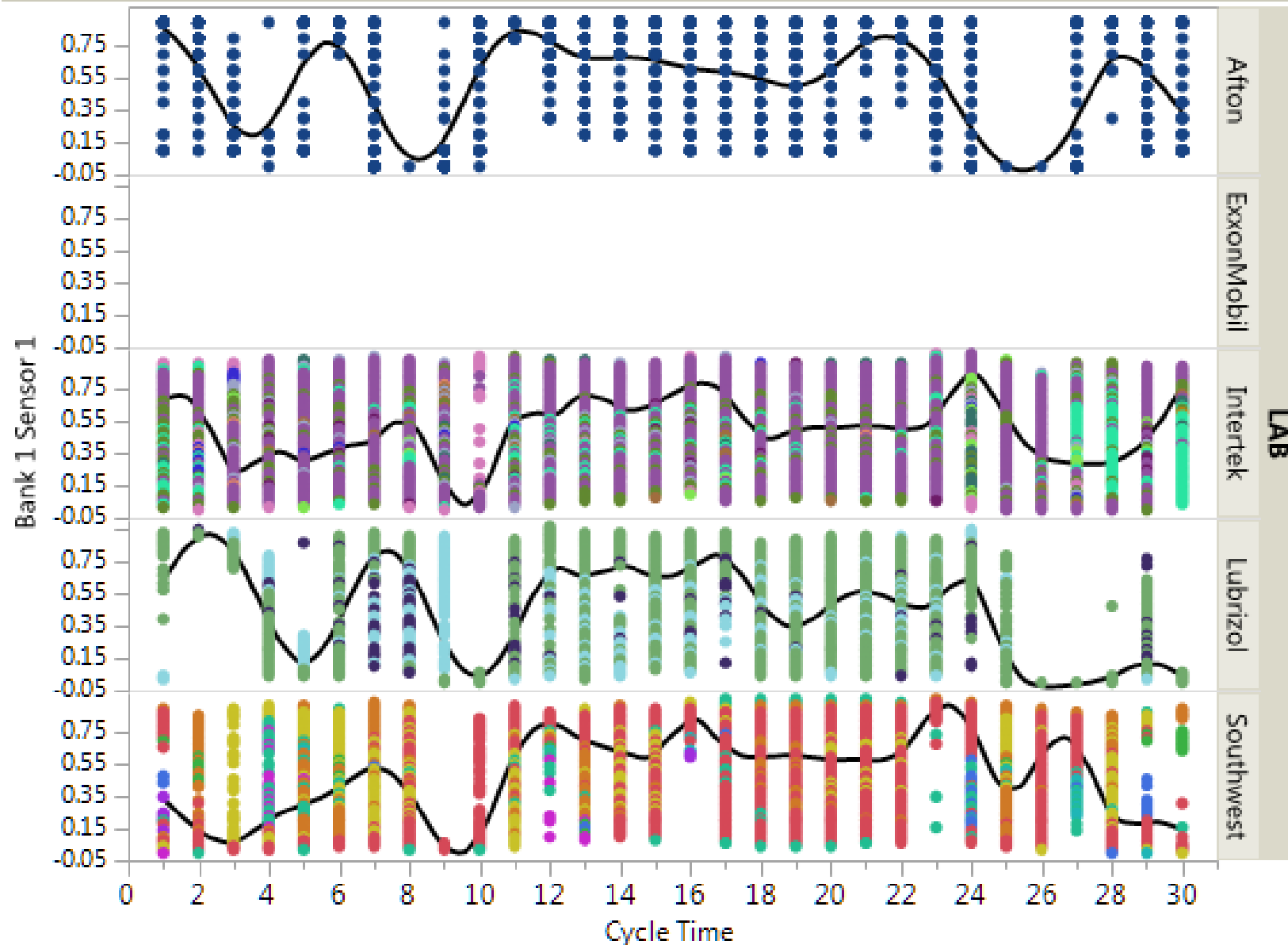


- Test
- Smooth
 - 18-0-39
 - 18-0-40
 - 18-0-41
 - 18-0-42
 - 18-0-43
 - 20-0-55
 - 20-0-56
 - 20-0-57
 - 20-0-58
 - 3109-0-3
 - 3109-0-4
 - 3109-0-5
 - 3109-0-6
 - D101A-0-0
 - D101A-0-2
 - IVB100-0-63
 - IVB100-0-64
 - IVB100-0-65
 - IVB100-0-66
 - IVB101-0-61
 - IVB101-0-62
 - IVB101-0-63
 - IVB101-0-64
 - IVB102-0-62
 - IVB102-0-63
 - IVB102-0-65
 - IVB102-0-66
 - TRNDBLC4B
 - TRNMVBFHB
 - TRNW838WB

Where((TestHr = Hr10-11) and (LAB = Afton, ExxonMobil, Intertek, Lubrizol, Southwest))

Bank 1 Sensor 1 vs. Cycle Time

TestHr = Hr10-11



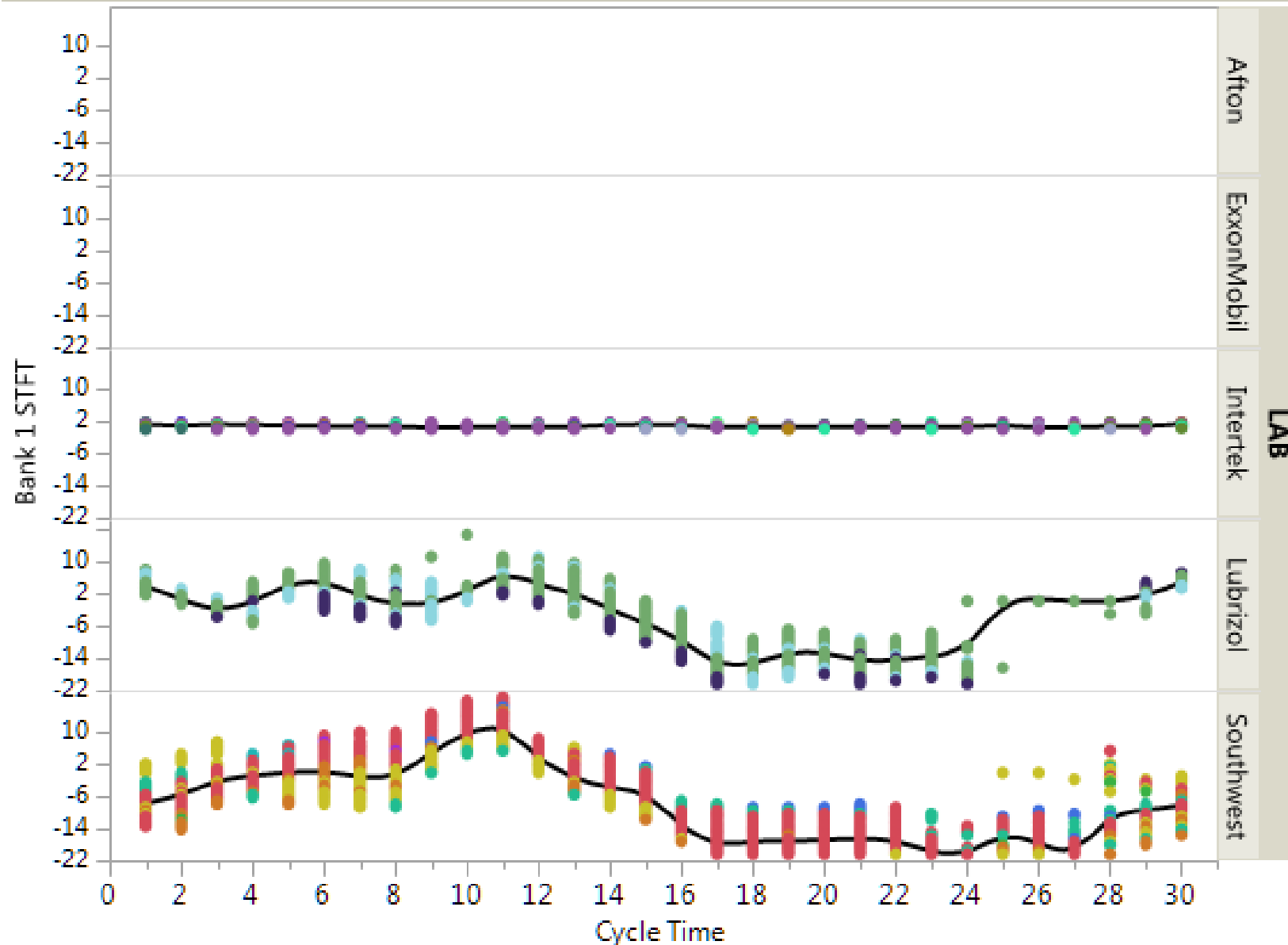
Test

- Smooth
- 18-0-39
- 18-0-40
- 18-0-41
- 18-0-42
- 18-0-43
- 20-0-55
- 20-0-56
- 20-0-57
- 20-0-58
- 3109-0-3
- 3109-0-4
- 3109-0-5
- 3109-0-6
- D101A-0-0
- D101A-0-2
- IVB100-0-63
- IVB100-0-64
- IVB100-0-65
- IVB100-0-66
- IVB101-0-61
- IVB101-0-62
- IVB101-0-63
- IVB101-0-64
- IVB102-0-62
- IVB102-0-63
- IVB102-0-65
- IVB102-0-66
- TRNDBLC4B
- TRNMVBFHB
- TRNW838WB

Where((TestHr = Hr10-11) and (LAB = Afton, ExxonMobil, Intertek, Lubrizol, Southwest))

Bank 1 STFT vs. Cycle Time

TestHr = Hr10-11



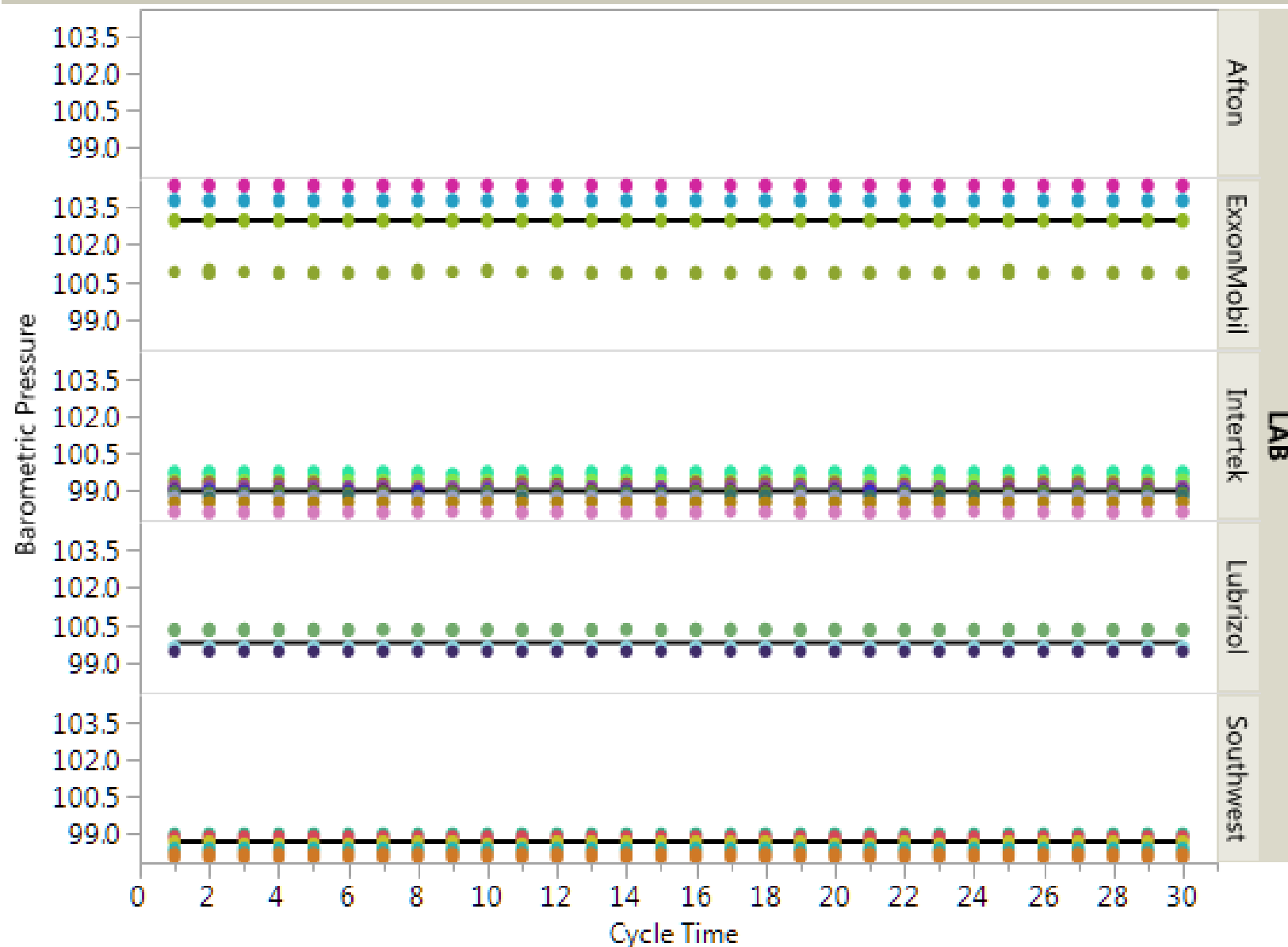
Test

- Smooth
- 18-0-39
- 18-0-40
- 18-0-41
- 18-0-42
- 18-0-43
- 20-0-55
- 20-0-56
- 20-0-57
- 20-0-58
- 3109-0-3
- 3109-0-4
- 3109-0-5
- 3109-0-6
- D101A-0-0
- D101A-0-2
- IVB100-0-63
- IVB100-0-64
- IVB100-0-65
- IVB100-0-66
- IVB101-0-61
- IVB101-0-62
- IVB101-0-63
- IVB101-0-64
- IVB102-0-62
- IVB102-0-63
- IVB102-0-65
- IVB102-0-66
- TRNDBLC4B
- TRNMVBFHB
- TRNW838WB

Where((TestHr = Hr10-11) and (LAB = Afton, ExxonMobil, Intertek, Lubrizol, Southwest))

Barometric Pressure vs. Cycle Time

TestHr = Hr10-11



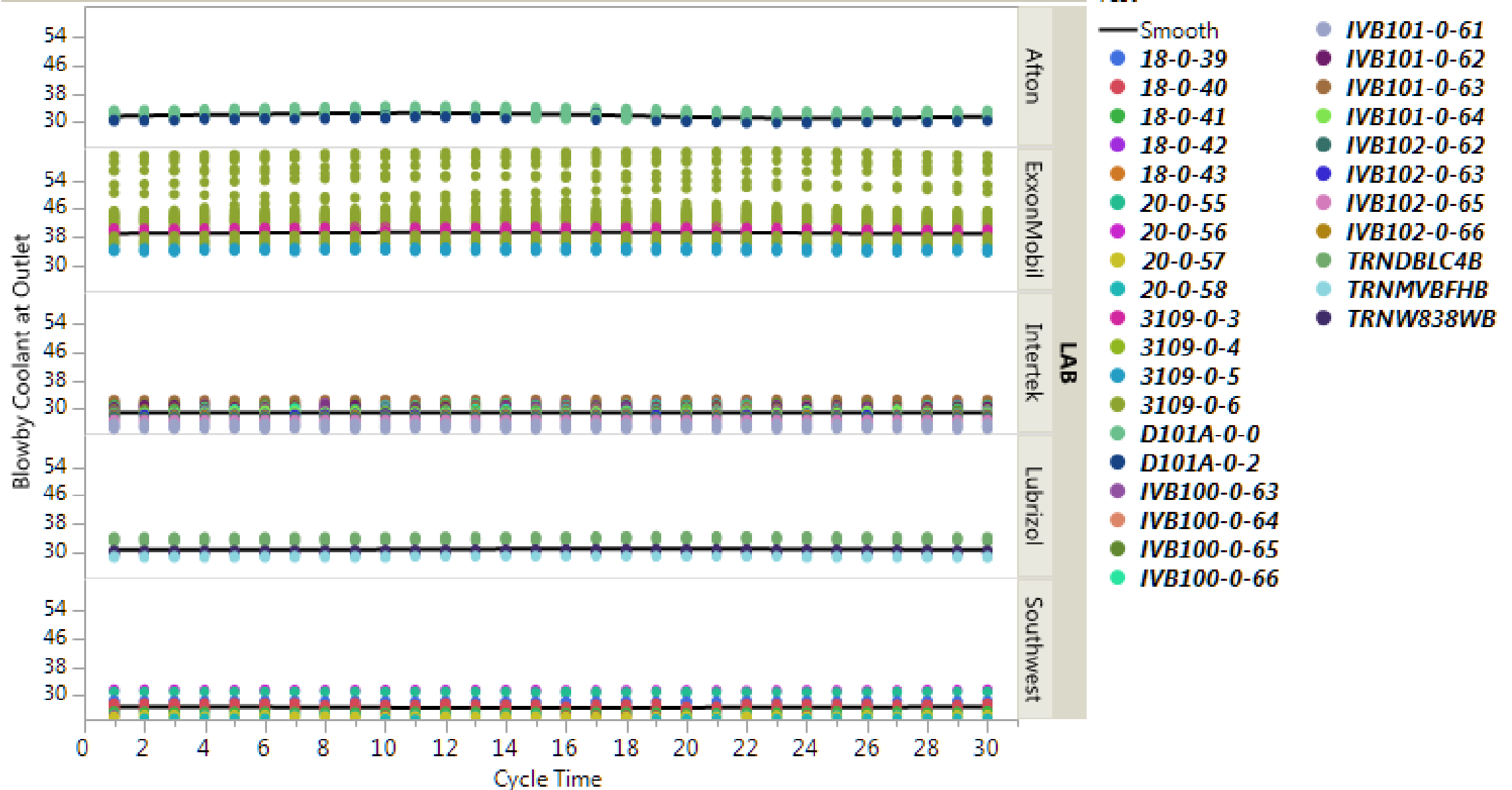
Test

- Smooth
- 18-0-39
- 18-0-40
- 18-0-41
- 18-0-42
- 18-0-43
- 20-0-55
- 20-0-56
- 20-0-57
- 20-0-58
- 3109-0-3
- 3109-0-4
- 3109-0-5
- 3109-0-6
- D101A-0-0
- D101A-0-2
- IVB100-0-63
- IVB100-0-64
- IVB100-0-65
- IVB100-0-66
- IVB101-0-61
- IVB101-0-62
- IVB101-0-63
- IVB101-0-64
- IVB102-0-62
- IVB102-0-63
- IVB102-0-65
- IVB102-0-66
- TRNDBLC4B
- TRNMVBFHB
- TRNW838WB

Where((TestHr = Hr10-11) and (LAB = Afton, ExxonMobil, Intertek, Lubrizol, Southwest))

Blowby Coolant at Outlet vs. Cycle Time

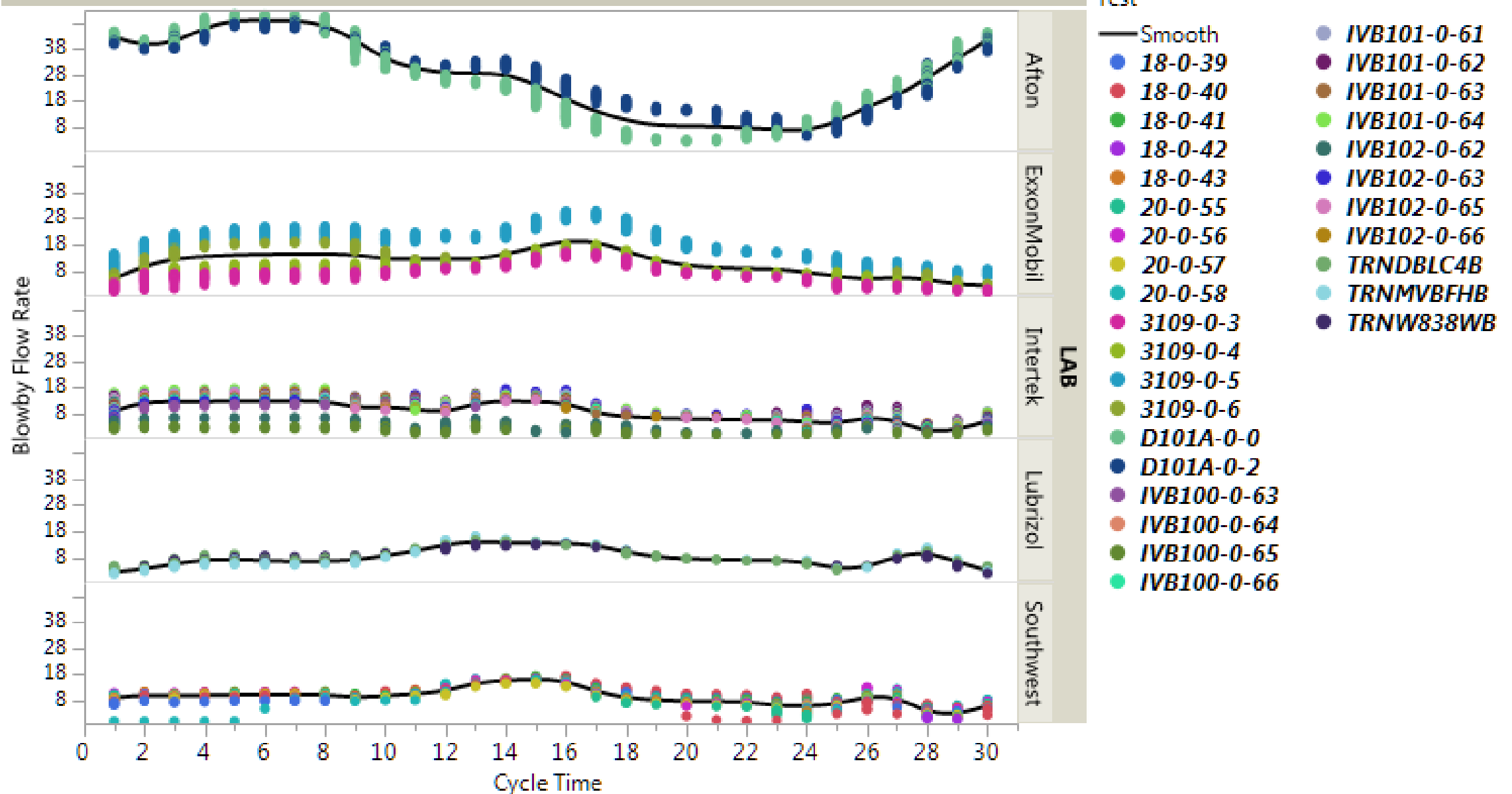
TestHr = Hr10-11



Where((TestHr = Hr10-11) and (LAB = Afton, ExxonMobil, Intertek, Lubrizol, Southwest))

Blowby Flow Rate vs. Cycle Time

TestHr = Hr10-11

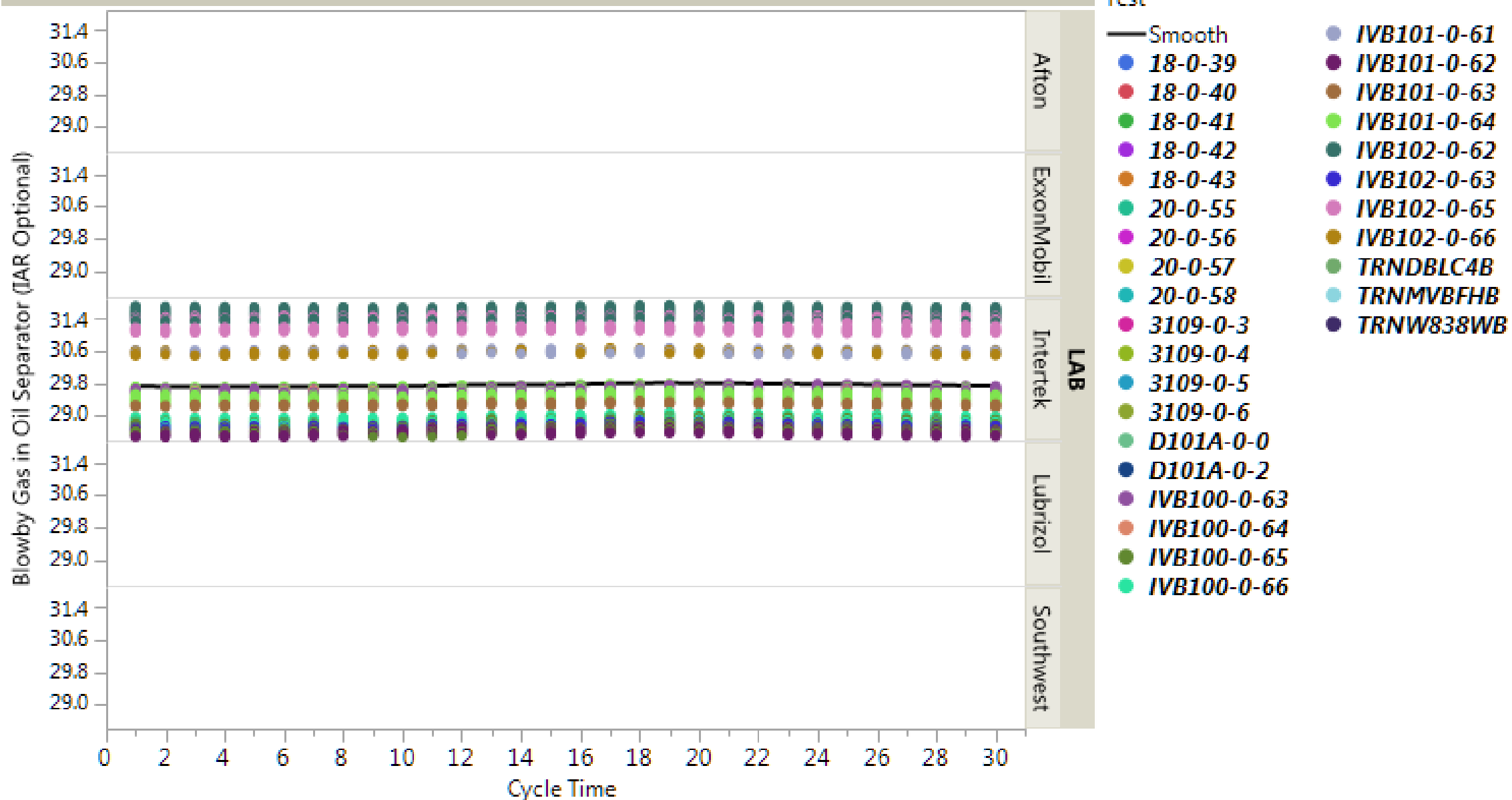


Where((TestHr = Hr10-11) and (LAB = Afton, ExxonMobil, Intertek, Lubrizol, Southwest))

Graph Builder

Blowby Gas in Oil Separator (IAR Optional) vs. Cycle Time

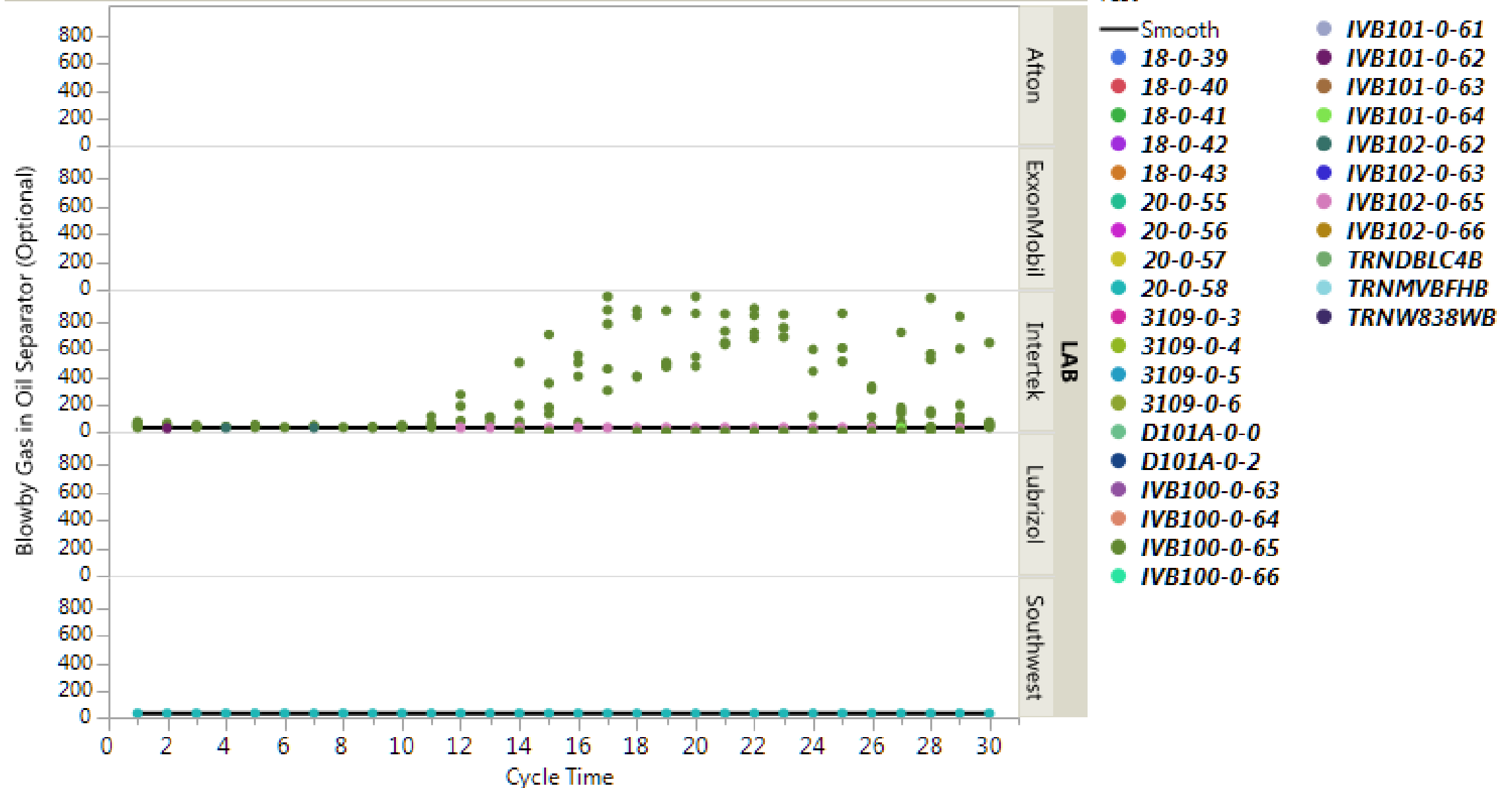
TestHr = Hr10-11



Where((TestHr = Hr10-11) and (LAB = Afton, ExxonMobil, Intertek, Lubrizol, Southwest))

Blowby Gas in Oil Separator (Optional) vs. Cycle Time

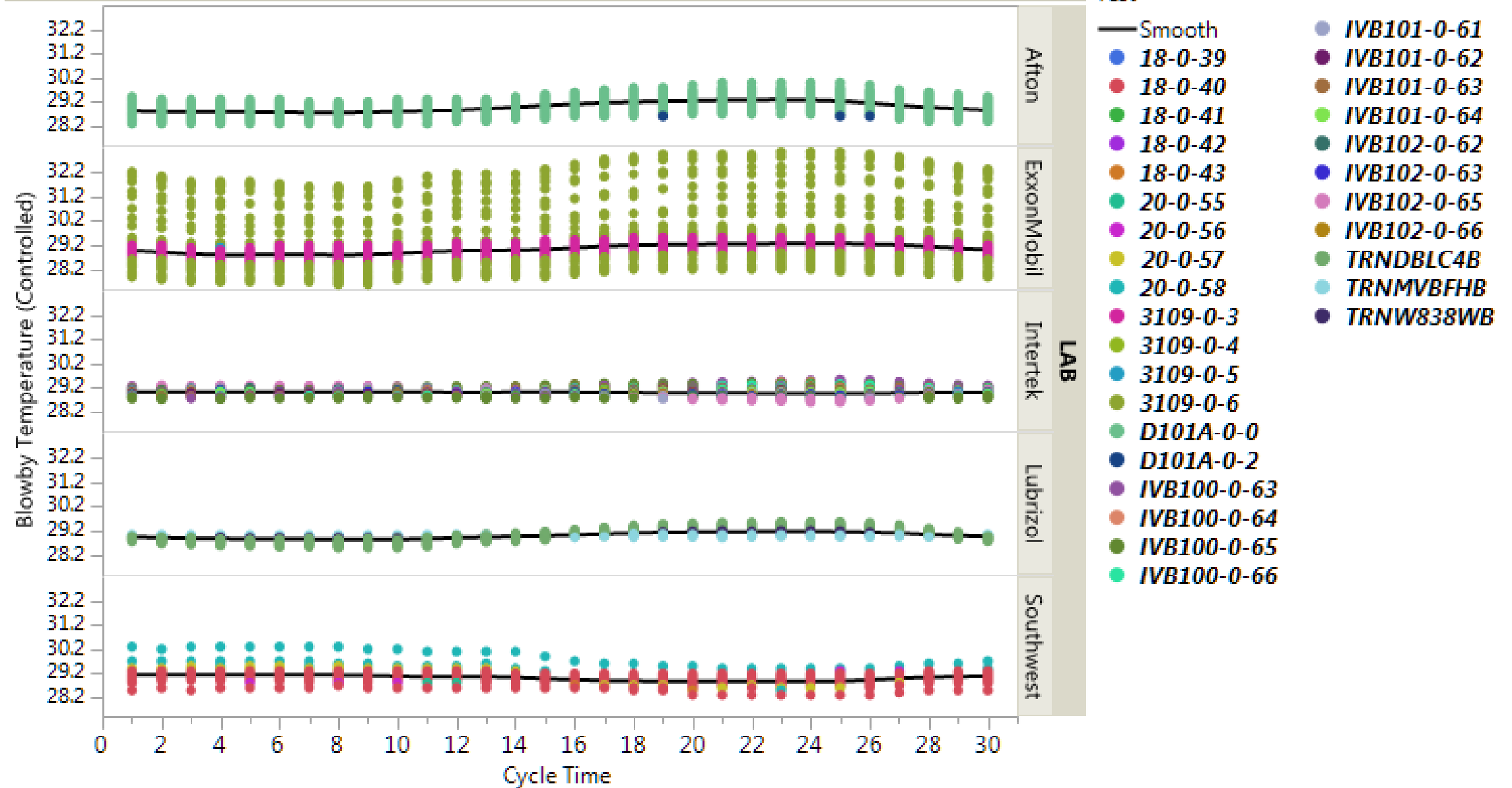
TestHr = Hr10-11



Where((TestHr = Hr10-11) and (LAB = Afton, ExxonMobil, Intertek, Lubrizol, Southwest))

Blowby Temperature (Controlled) vs. Cycle Time

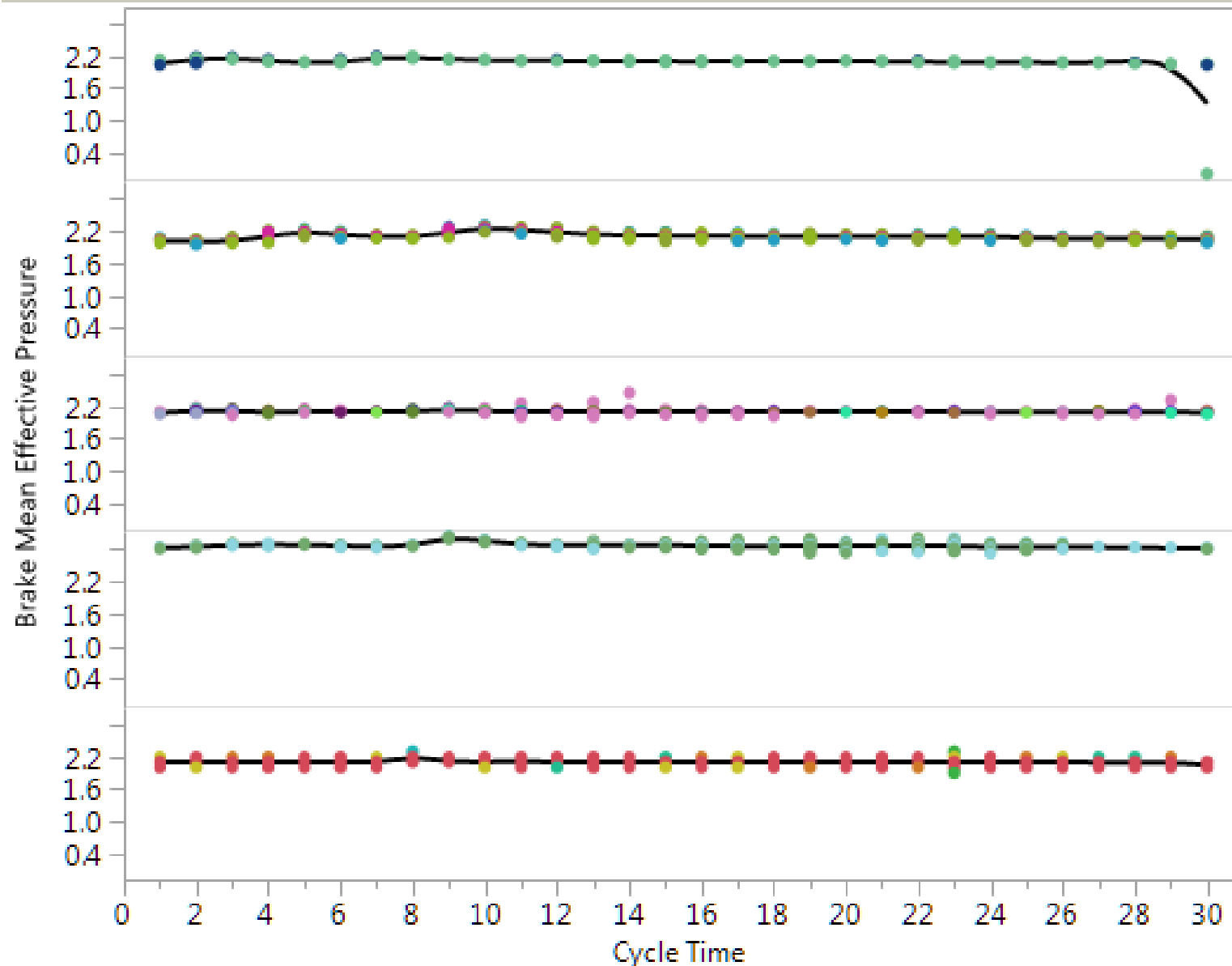
TestHr = Hr10-11



Where((TestHr = Hr10-11) and (LAB = Afton, ExxonMobil, Intertek, Lubrizol, Southwest))

Brake Mean Effective Pressure vs. Cycle Time

TestHr = Hr10-11



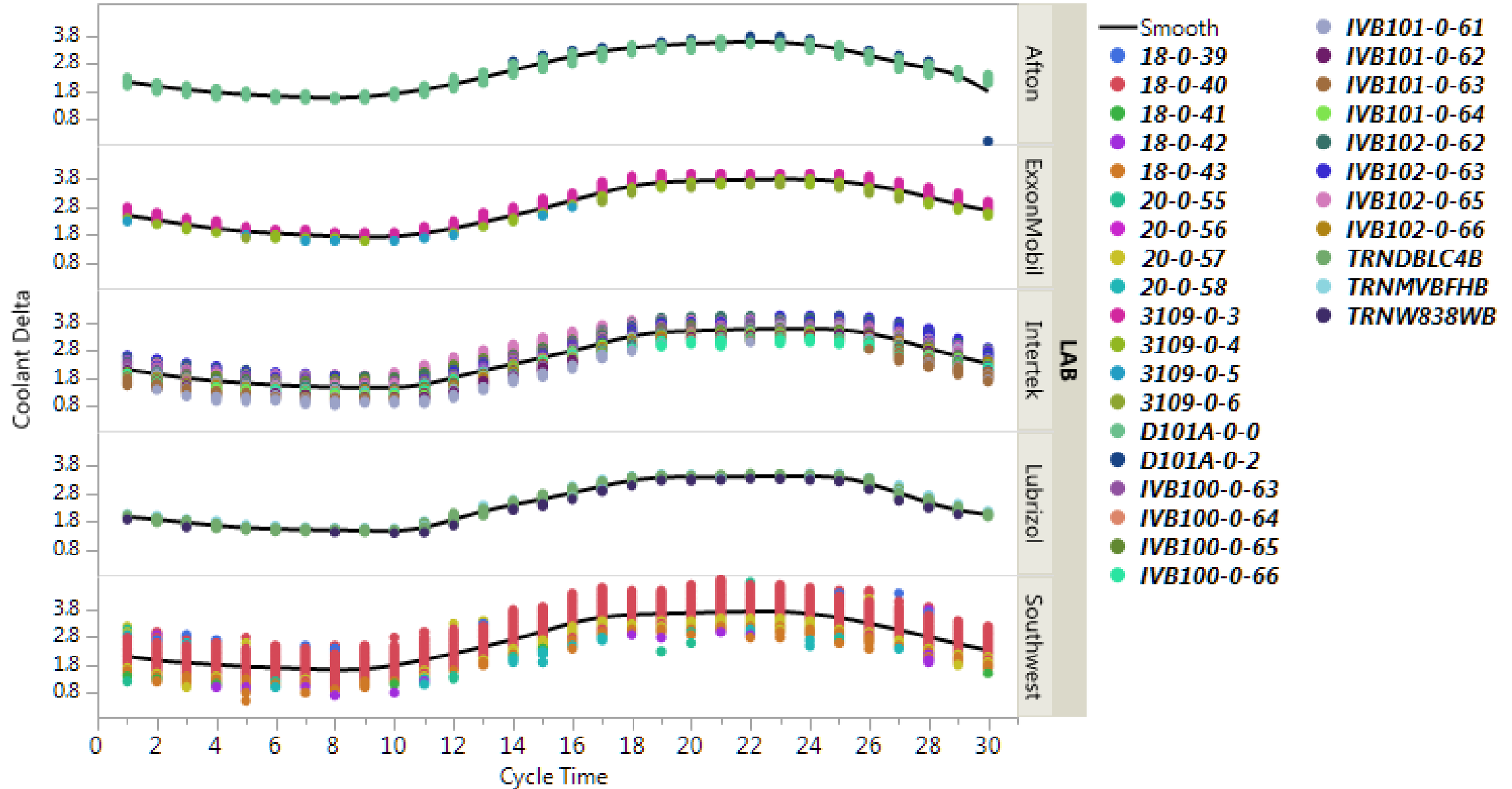
Test

- Smooth
- 18-0-39
- 18-0-40
- 18-0-41
- 18-0-42
- 18-0-43
- 20-0-55
- 20-0-56
- 20-0-57
- 20-0-58
- 3109-0-3
- 3109-0-4
- 3109-0-5
- 3109-0-6
- D101A-0-0
- D101A-0-2
- IVB100-0-63
- IVB100-0-64
- IVB100-0-65
- IVB100-0-66
- IVB101-0-61
- IVB101-0-62
- IVB101-0-63
- IVB101-0-64
- IVB102-0-62
- IVB102-0-63
- IVB102-0-65
- IVB102-0-66
- TRNDBLC4B
- TRNMVBFHB
- TRNW838WB

Where((TestHr = Hr10-11) and (LAB = Afton, ExxonMobil, Intertek, Lubrizol, Southwest))

Coolant Delta vs. Cycle Time

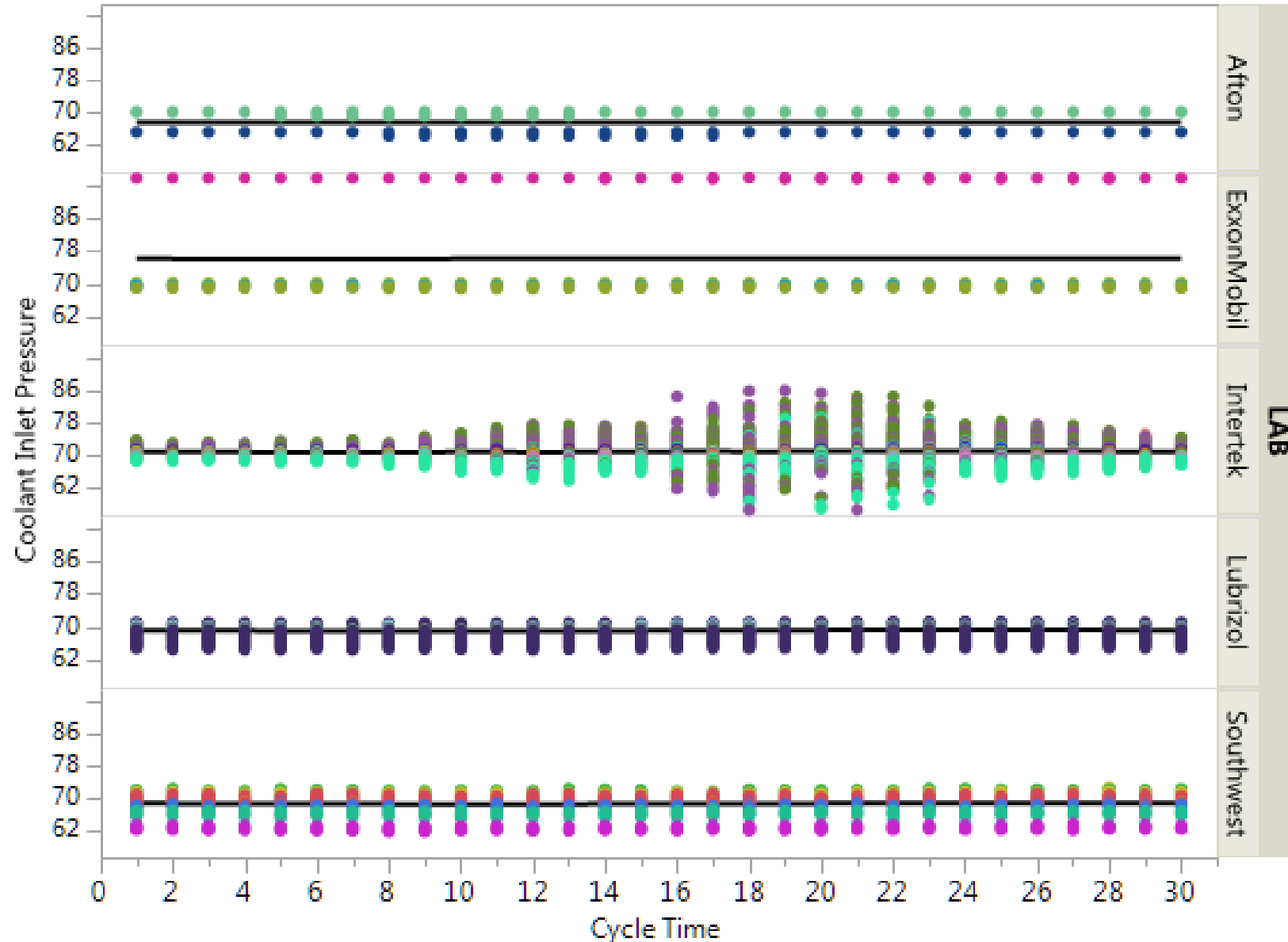
TestHr = Hr10-11



Where((TestHr = Hr10-11) and (LAB = Afton, ExxonMobil, Intertek, Lubrizol, Southwest))

Coolant Inlet Pressure vs. Cycle Time

TestHr = Hr10-11



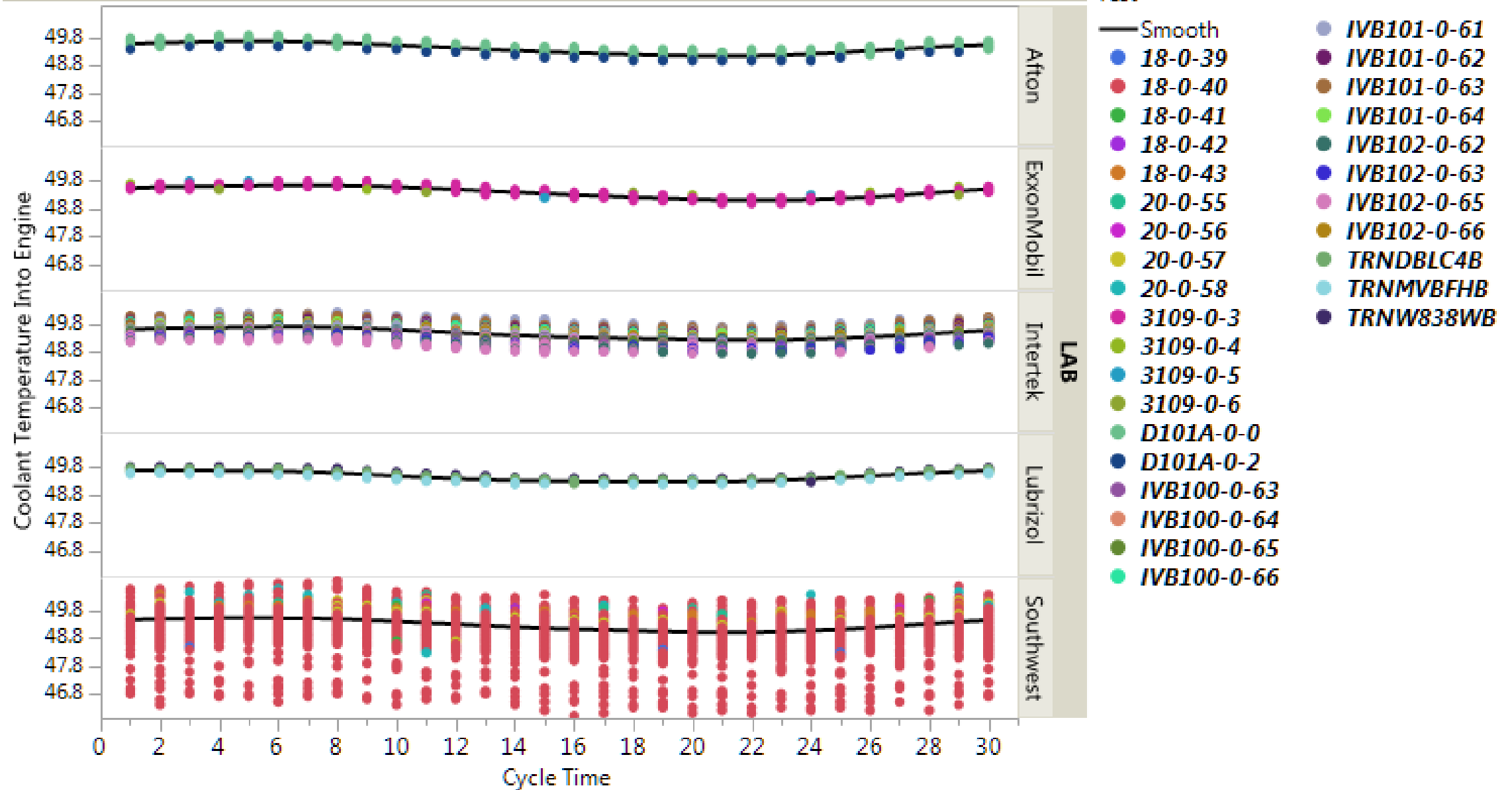
Test

- Smooth
- 18-0-39
- 18-0-40
- 18-0-41
- 18-0-42
- 18-0-43
- 20-0-55
- 20-0-56
- 20-0-57
- 20-0-58
- 3109-0-3
- 3109-0-4
- 3109-0-5
- 3109-0-6
- D101A-0-0
- D101A-0-2
- IVB100-0-63
- IVB100-0-64
- IVB100-0-65
- IVB100-0-66
- IVB101-0-61
- IVB101-0-62
- IVB101-0-63
- IVB101-0-64
- IVB102-0-62
- IVB102-0-63
- IVB102-0-65
- IVB102-0-66
- TRNDBLC4B
- TRNMVBFHB
- TRNW838WB

Where((TestHr = Hr10-11) and (LAB = Afton, ExxonMobil, Intertek, Lubrizol, Southwest))

Coolant Temperature Into Engine vs. Cycle Time

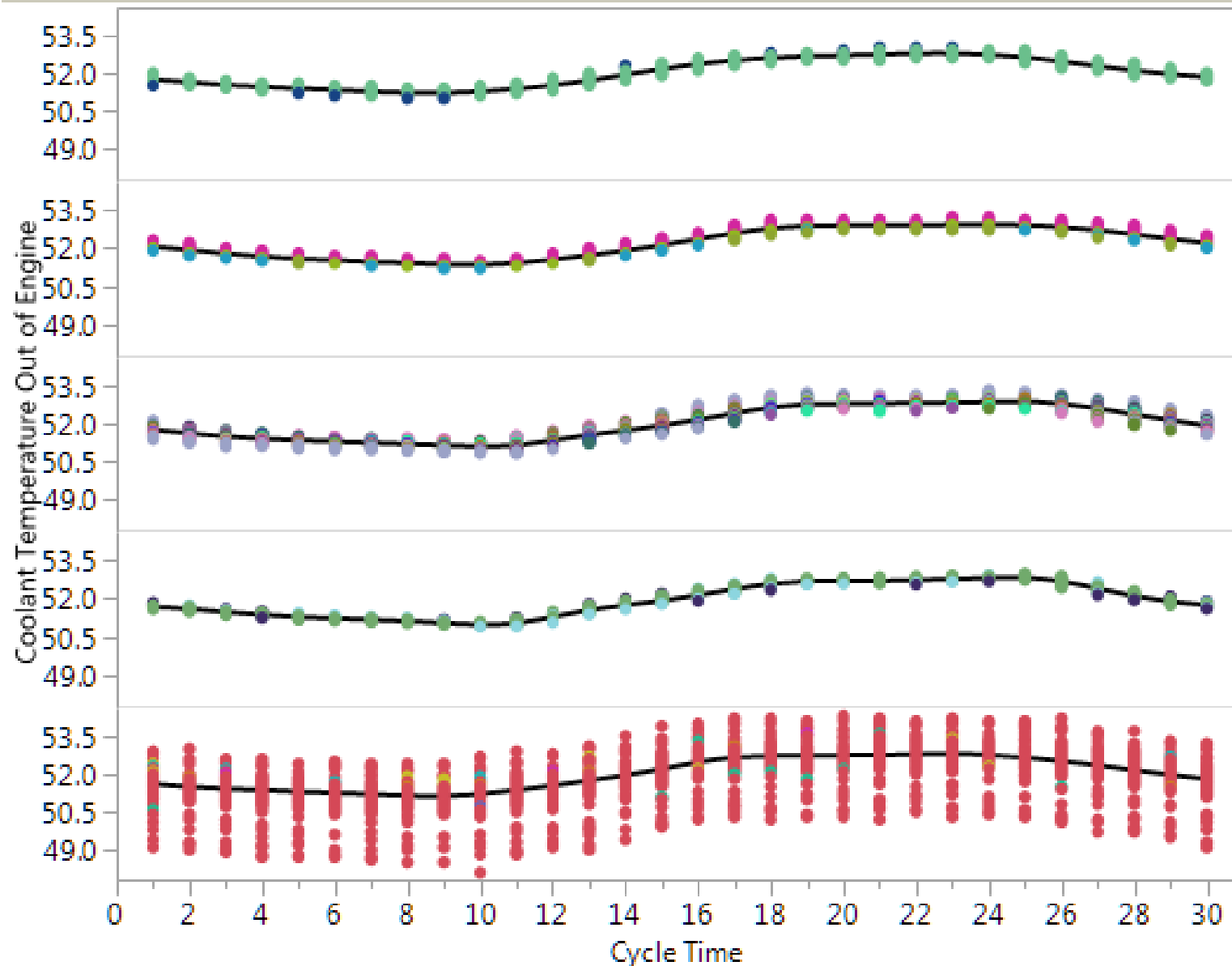
TestHr = Hr10-11



Where((TestHr = Hr10-11) and (LAB = Afton, ExxonMobil, Intertek, Lubrizol, Southwest))

Coolant Temperature Out of Engine vs. Cycle Time

TestHr = Hr10-11



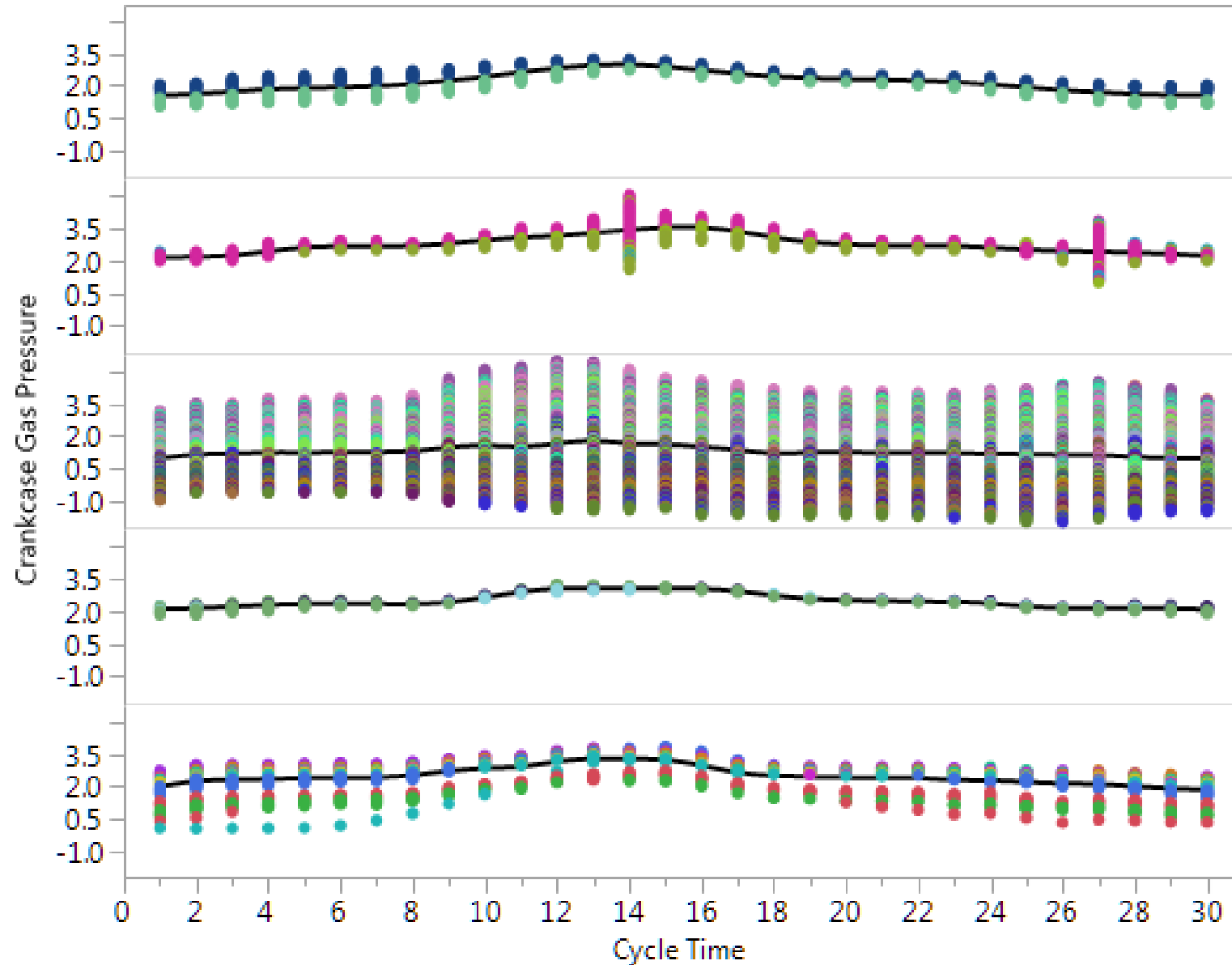
Test

- Smooth
- 18-0-39
- 18-0-40
- 18-0-41
- 18-0-42
- 18-0-43
- 20-0-55
- 20-0-56
- 20-0-57
- 20-0-58
- 3109-0-3
- 3109-0-4
- 3109-0-5
- 3109-0-6
- D101A-0-0
- D101A-0-2
- IVB100-0-63
- IVB100-0-64
- IVB100-0-65
- IVB100-0-66
- IVB101-0-61
- IVB101-0-62
- IVB101-0-63
- IVB101-0-64
- IVB102-0-62
- IVB102-0-63
- IVB102-0-65
- IVB102-0-66
- TRNDBLC4B
- TRNMVBFHB
- TRNW838WB

Where((TestHr = Hr10-11) and (LAB = Afton, ExxonMobil, Intertek, Lubrizol, Southwest))

Crankcase Gas Pressure vs. Cycle Time

TestHr = Hr10-11



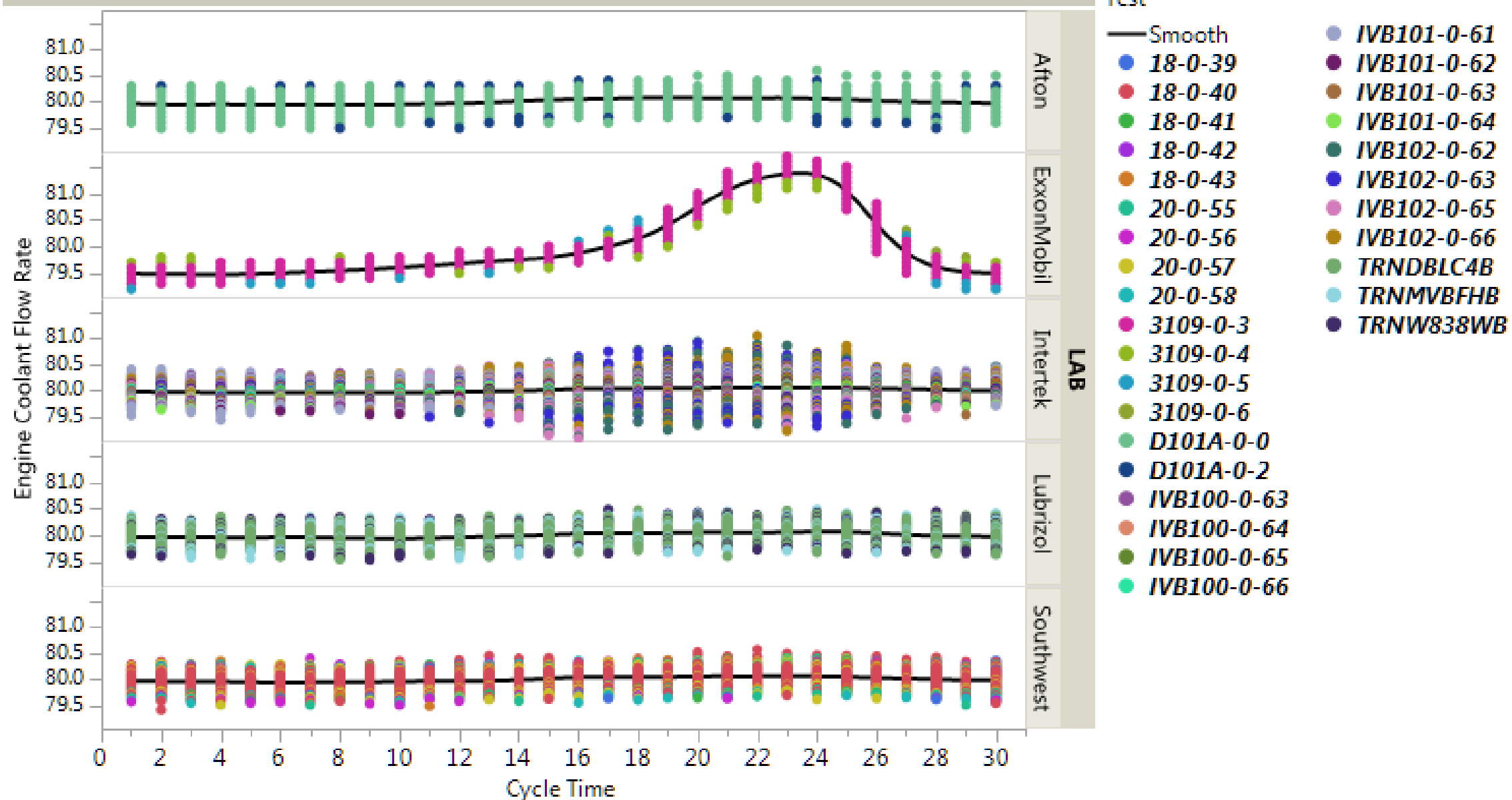
Test

- Smooth
- 18-0-39
- 18-0-40
- 18-0-41
- 18-0-42
- 18-0-43
- 20-0-55
- 20-0-56
- 20-0-57
- 20-0-58
- 3109-0-3
- 3109-0-4
- 3109-0-5
- 3109-0-6
- D101A-0-0
- D101A-0-2
- IVB100-0-63
- IVB100-0-64
- IVB100-0-65
- IVB100-0-66
- IVB101-0-61
- IVB101-0-62
- IVB101-0-63
- IVB101-0-64
- IVB102-0-62
- IVB102-0-63
- IVB102-0-65
- IVB102-0-66
- TRNDBLC4B
- TRNMVBFHB
- TRNW838WB

Where((TestHr = Hr10-11) and (LAB = Afton, ExxonMobil, Intertek, Lubrizol, Southwest))

Engine Coolant Flow Rate vs. Cycle Time

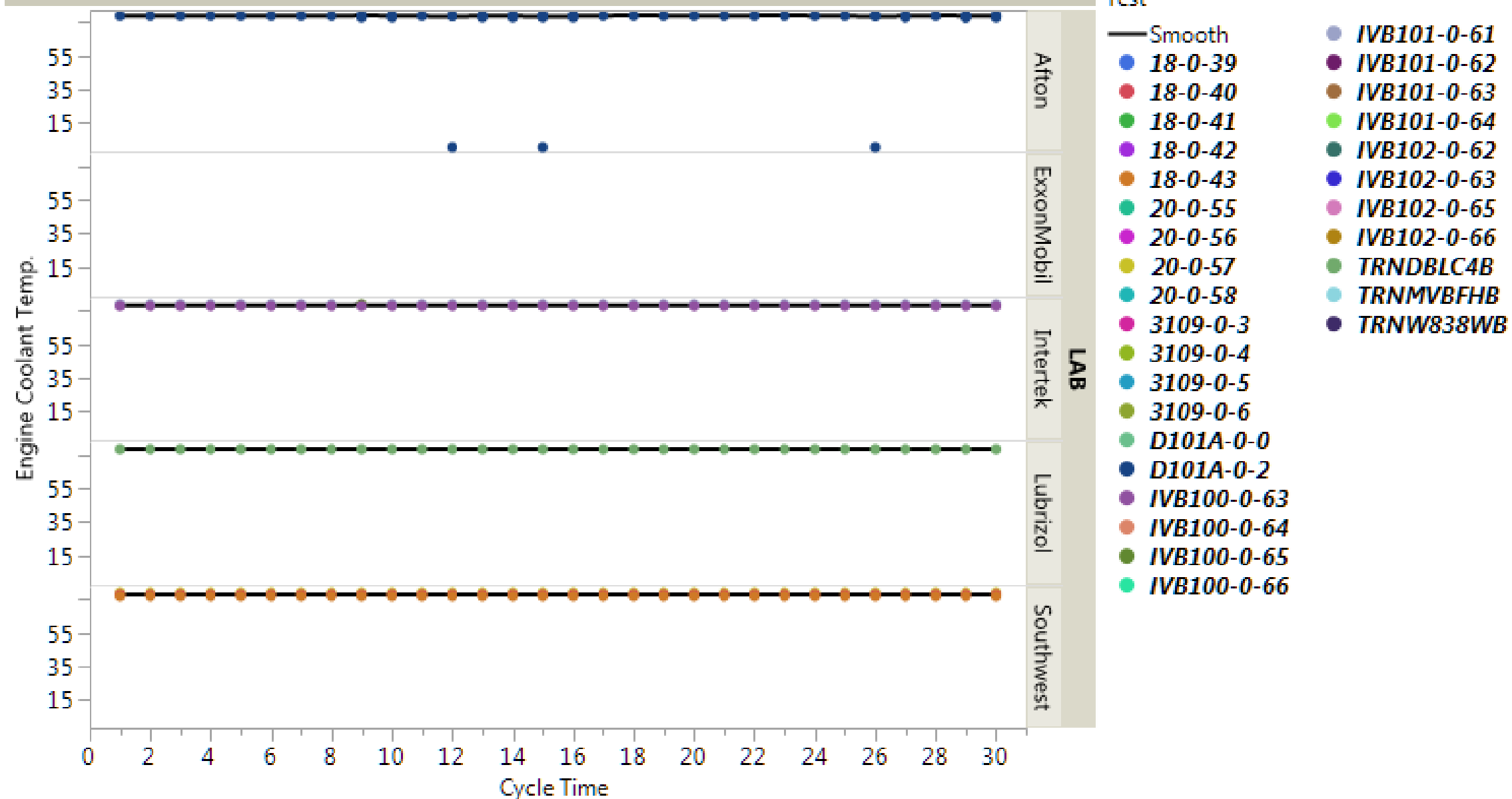
TestHr = Hr10-11



Where((TestHr = Hr10-11) and (LAB = Afton, ExxonMobil, Intertek, Lubrizol, Southwest))

Engine Coolant Temp. vs. Cycle Time

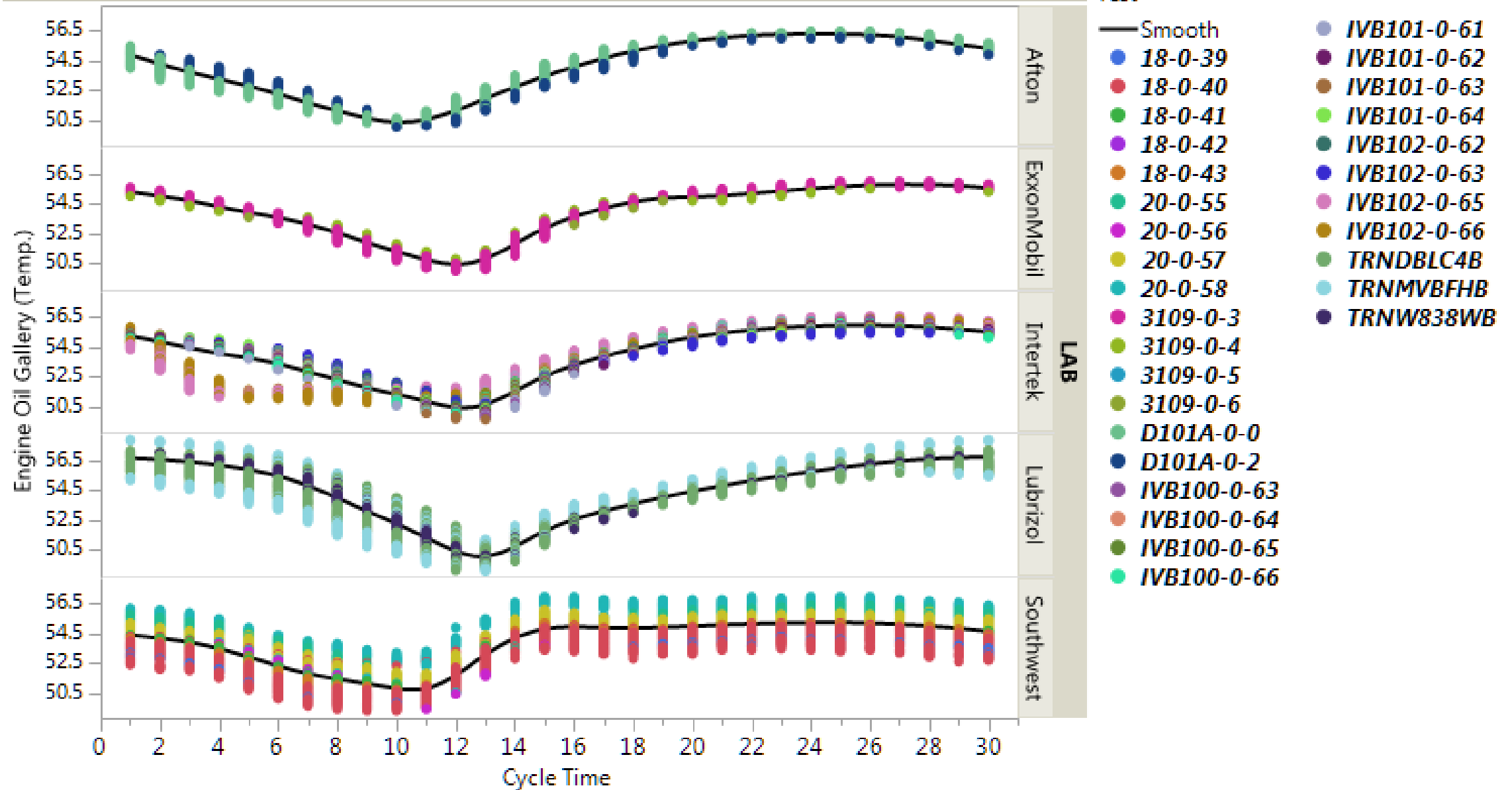
TestHr = Hr10-11



Where((TestHr = Hr10-11) and (LAB = Afton, ExxonMobil, Intertek, Lubrizol, Southwest))

Engine Oil Gallery (Temp.) vs. Cycle Time

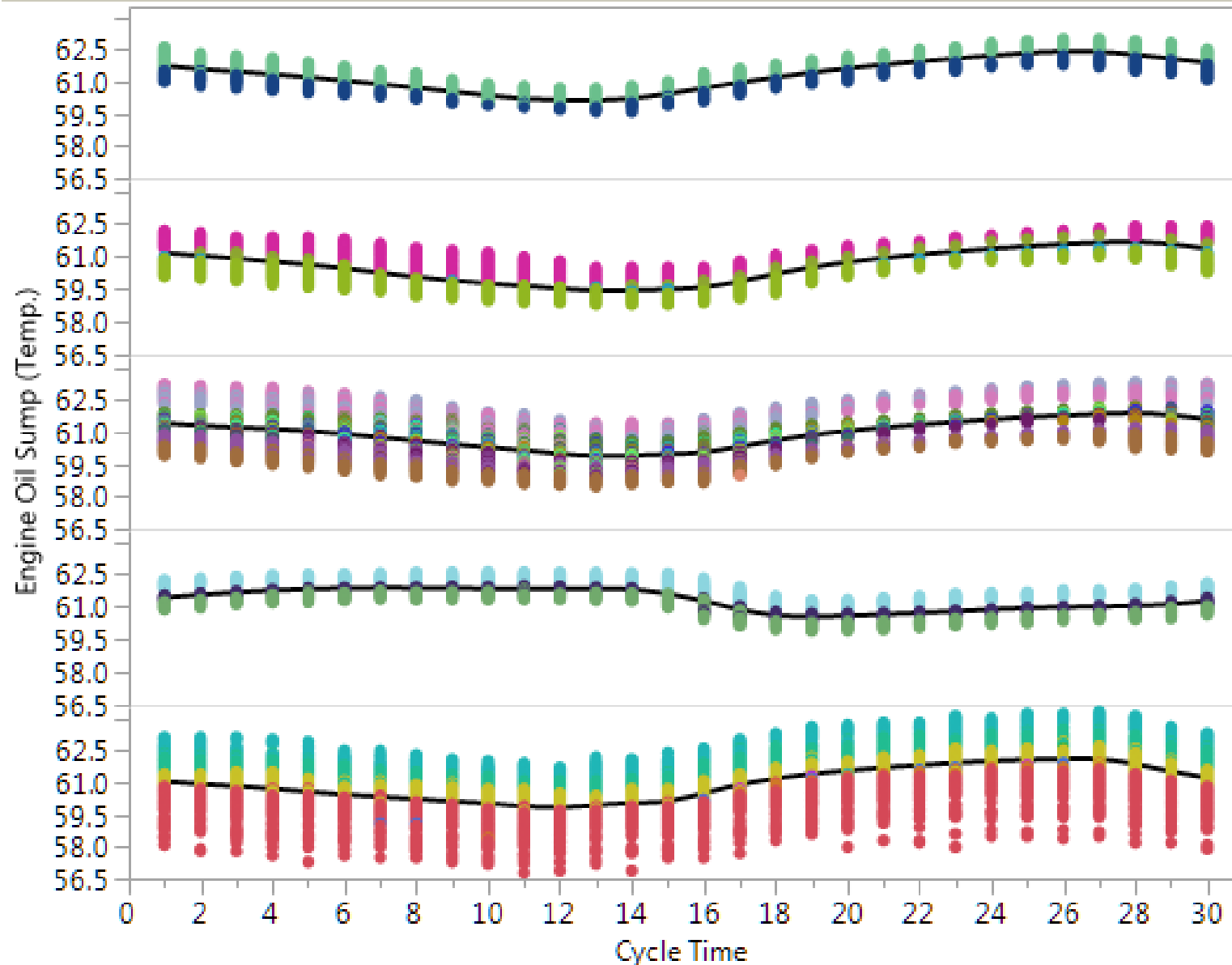
TestHr = Hr10-11



Where((TestHr = Hr10-11) and (LAB = Afton, ExxonMobil, Intertek, Lubrizol, Southwest))

Engine Oil Sump (Temp.) vs. Cycle Time

TestHr = Hr10-11



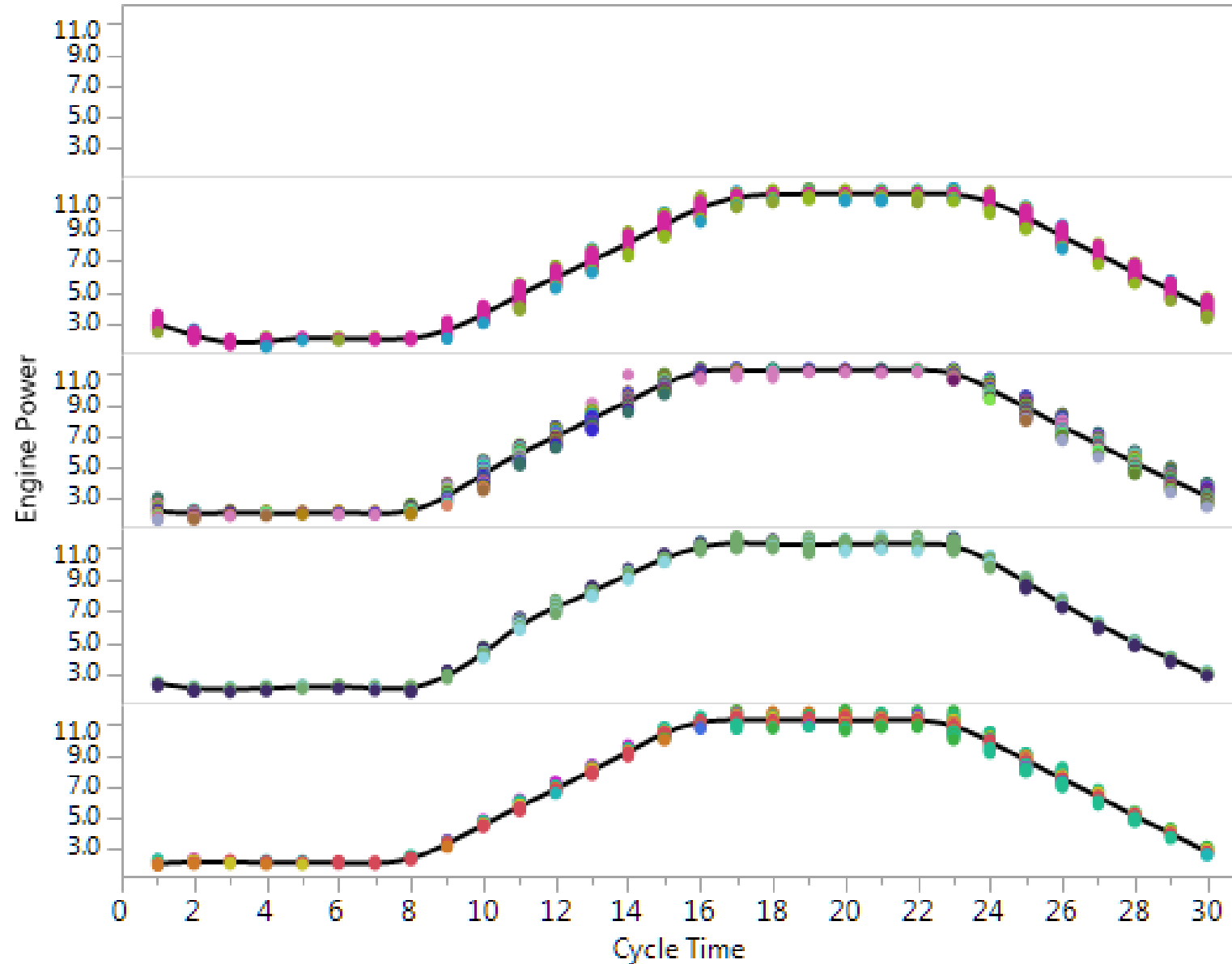
Test

- Smooth
- 18-0-39
- 18-0-40
- 18-0-41
- 18-0-42
- 18-0-43
- 20-0-55
- 20-0-56
- 20-0-57
- 20-0-58
- 3109-0-3
- 3109-0-4
- 3109-0-5
- 3109-0-6
- D101A-0-0
- D101A-0-2
- IVB100-0-63
- IVB100-0-64
- IVB100-0-65
- IVB100-0-66
- IVB101-0-61
- IVB101-0-62
- IVB101-0-63
- IVB101-0-64
- IVB102-0-62
- IVB102-0-63
- IVB102-0-65
- IVB102-0-66
- TRNDBLC4B
- TRNMVBFHB
- TRNW838WB

Where((TestHr = Hr10-11) and (LAB = Afton, ExxonMobil, Intertek, Lubrizol, Southwest))

Engine Power vs. Cycle Time

TestHr = Hr10-11



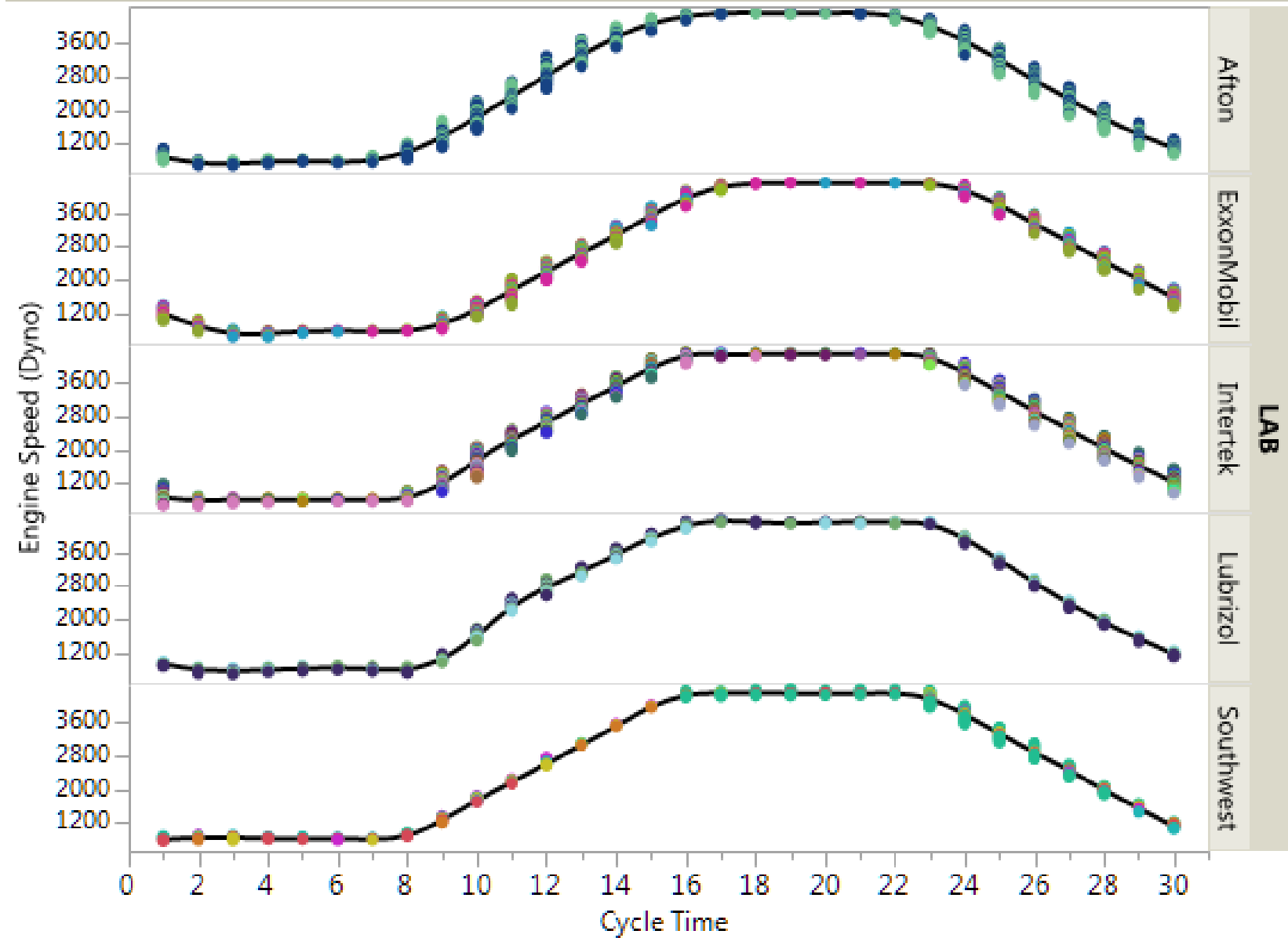
Test

- Smooth
- 18-0-39
- 18-0-40
- 18-0-41
- 18-0-42
- 18-0-43
- 20-0-55
- 20-0-56
- 20-0-57
- 20-0-58
- 3109-0-3
- 3109-0-4
- 3109-0-5
- 3109-0-6
- D101A-0-0
- D101A-0-2
- IVB100-0-63
- IVB100-0-64
- IVB100-0-65
- IVB100-0-66
- IVB101-0-61
- IVB101-0-62
- IVB101-0-63
- IVB101-0-64
- IVB102-0-62
- IVB102-0-63
- IVB102-0-65
- IVB102-0-66
- TRNDBLC4B
- TRNMVBFHB
- TRNW838WB

Where((TestHr = Hr10-11) and (LAB = Afton, ExxonMobil, Intertek, Lubrizol, Southwest))

Engine Speed (Dyno) vs. Cycle Time

TestHr = Hr10-11



Test

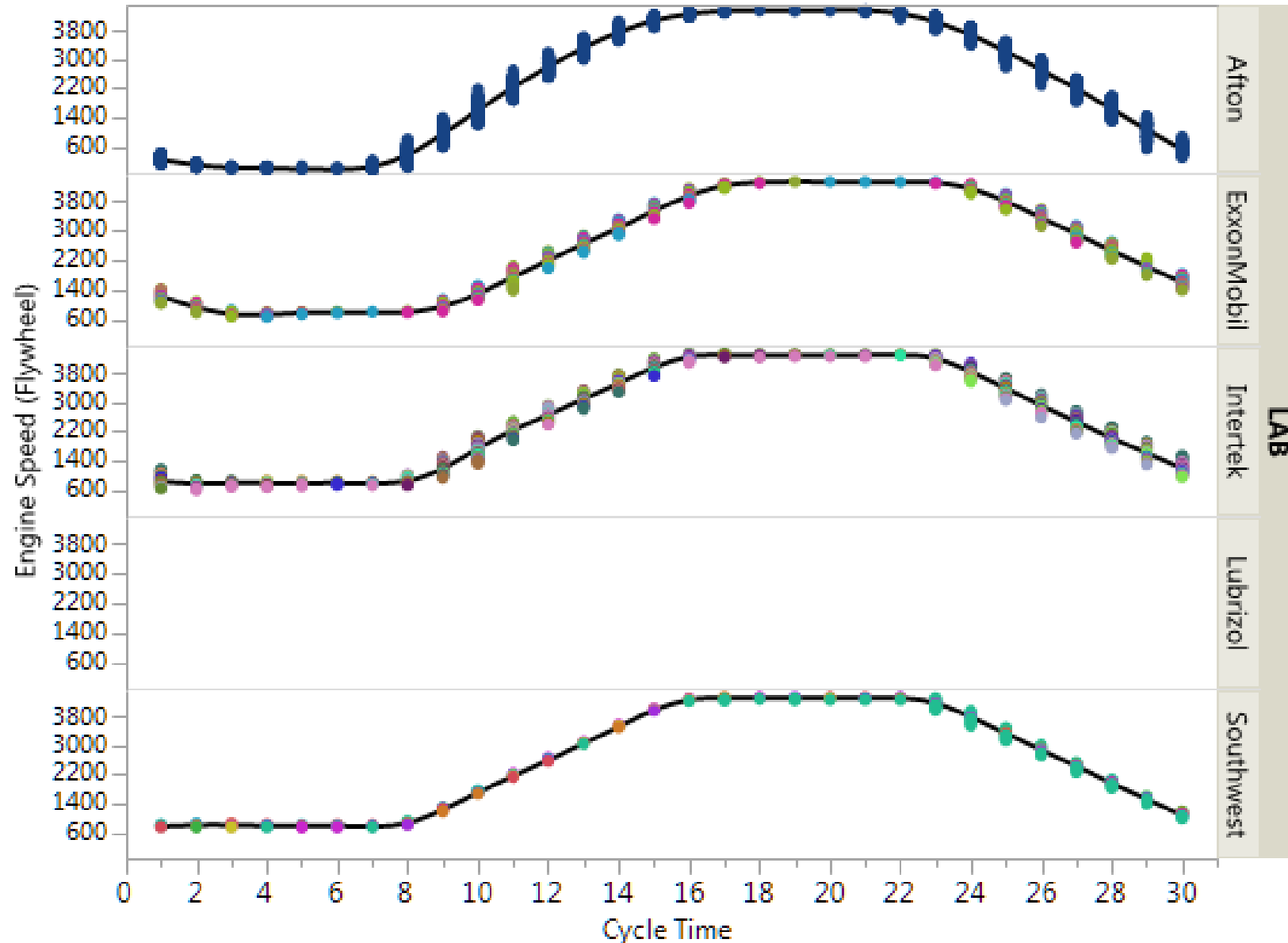
- Smooth
- 18-0-39
- 18-0-40
- 18-0-41
- 18-0-42
- 18-0-43
- 20-0-55
- 20-0-56
- 20-0-57
- 20-0-58
- 3109-0-3
- 3109-0-4
- 3109-0-5
- 3109-0-6
- D101A-0-0
- D101A-0-2
- IVB100-0-63
- IVB100-0-64
- IVB100-0-65
- IVB100-0-66
- IVB101-0-61
- IVB101-0-62
- IVB101-0-63
- IVB101-0-64
- IVB102-0-62
- IVB102-0-63
- IVB102-0-65
- IVB102-0-66
- TRNDBLC4B
- TRNMVBFHB
- TRNW838WB

Where((TestHr = Hr10-11) and (LAB = Afton, ExxonMobil, Intertek, Lubrizol, Southwest))

Graph Builder

Engine Speed (Flywheel) vs. Cycle Time

TestHr = Hr10-11



Test

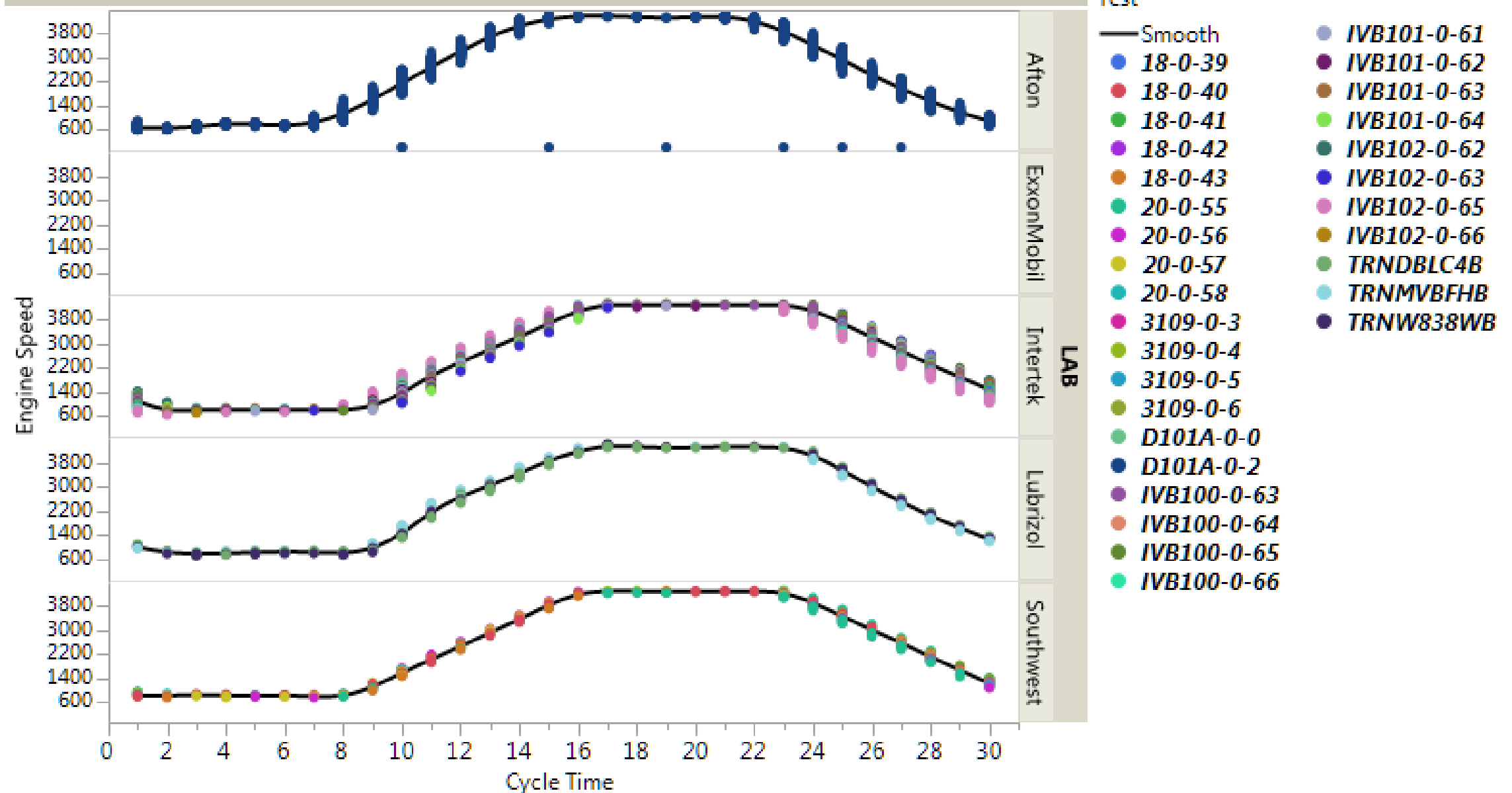
- Smooth
- 18-0-39
- 18-0-40
- 18-0-41
- 18-0-42
- 18-0-43
- 20-0-55
- 20-0-56
- 20-0-57
- 20-0-58
- 3109-0-3
- 3109-0-4
- 3109-0-5
- 3109-0-6
- D101A-0-0
- D101A-0-2
- IVB100-0-63
- IVB100-0-64
- IVB100-0-65
- IVB100-0-66
- IVB101-0-61
- IVB101-0-62
- IVB101-0-63
- IVB101-0-64
- IVB102-0-62
- IVB102-0-63
- IVB102-0-65
- IVB102-0-66
- TRNDBLC4B
- TRNMVBFHB
- TRNW838WB

Where((TestHr = Hr10-11) and (LAB = Afton, ExxonMobil, Intertek, Lubrizol, Southwest))

Graph Builder

Engine Speed vs. Cycle Time

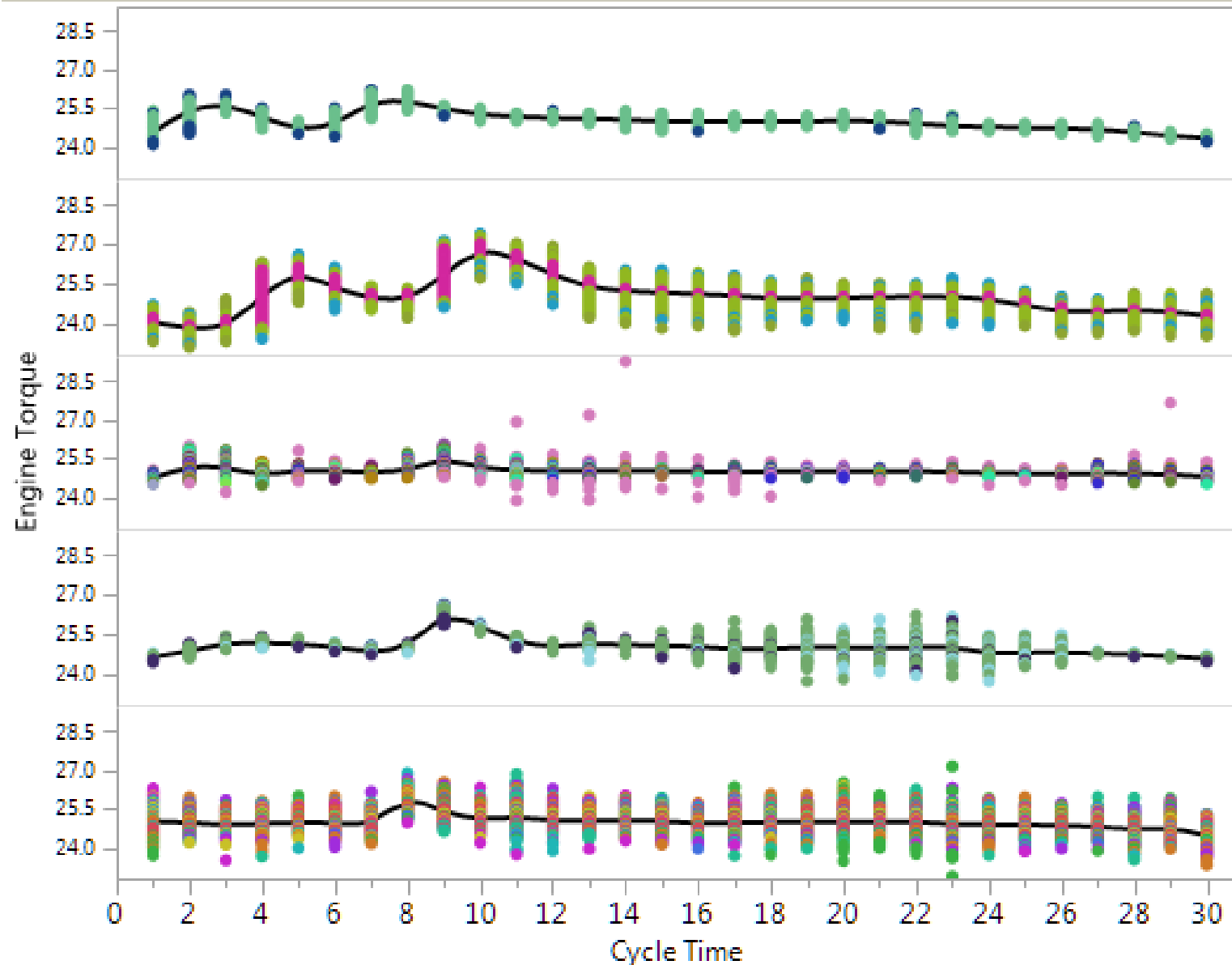
TestHr = Hr10-11



Where((TestHr = Hr10-11) and (LAB = Afton, ExxonMobil, Intertek, Lubrizol, Southwest))

Engine Torque vs. Cycle Time

TestHr = Hr10-11



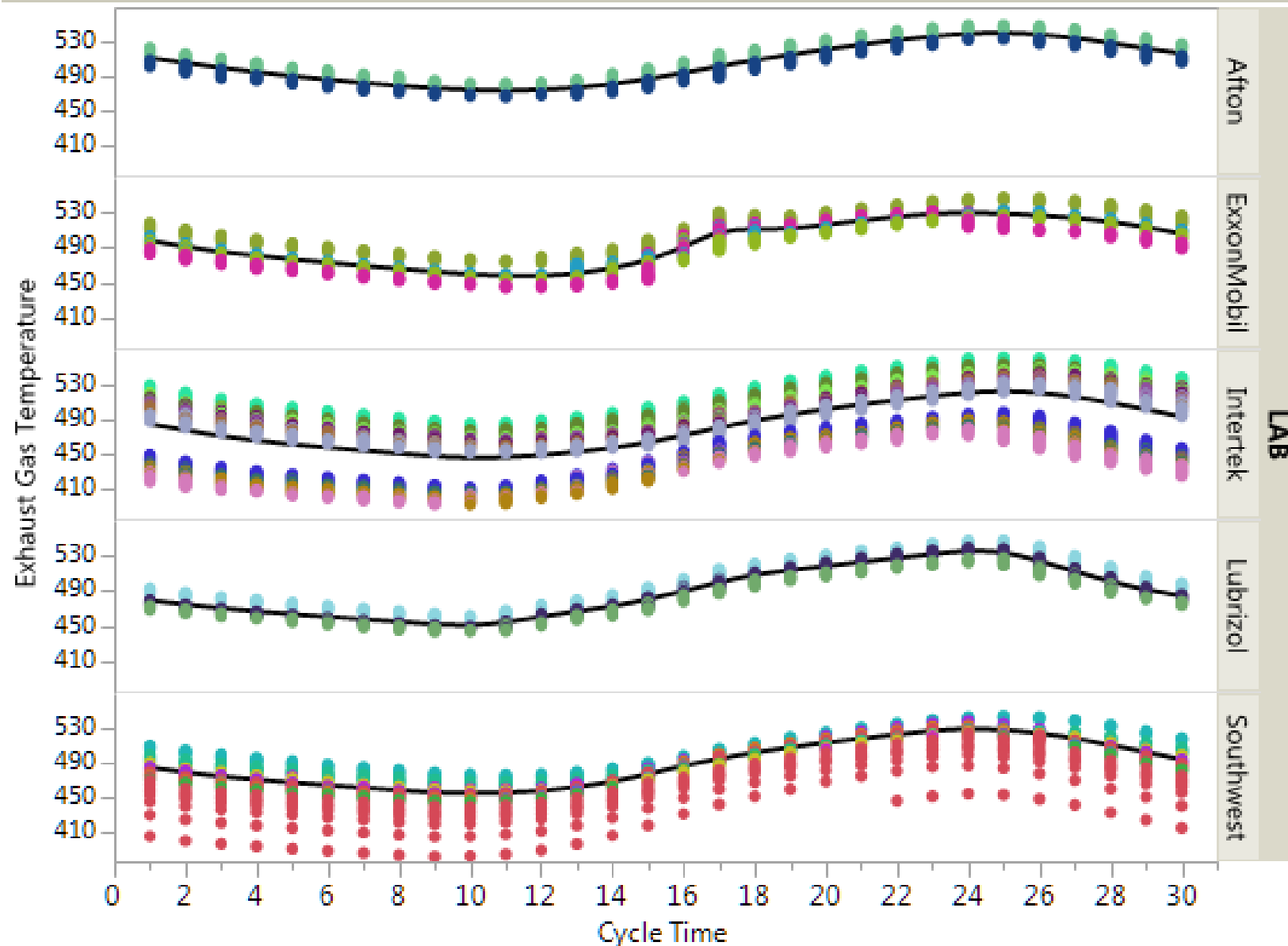
Test

- Smooth
- 18-0-39
- 18-0-40
- 18-0-41
- 18-0-42
- 18-0-43
- 20-0-55
- 20-0-56
- 20-0-57
- 20-0-58
- 3109-0-3
- 3109-0-4
- 3109-0-5
- 3109-0-6
- D101A-0-0
- D101A-0-2
- IVB100-0-63
- IVB100-0-64
- IVB100-0-65
- IVB100-0-66
- IVB101-0-61
- IVB101-0-62
- IVB101-0-63
- IVB101-0-64
- IVB102-0-62
- IVB102-0-63
- IVB102-0-65
- IVB102-0-66
- TRNDBLC4B
- TRNMVBFHB
- TRNW838WB

Where((TestHr = Hr10-11) and (LAB = Afton, ExxonMobil, Intertek, Lubrizol, Southwest))

Exhaust Gas Temperature vs. Cycle Time

TestHr = Hr10-11



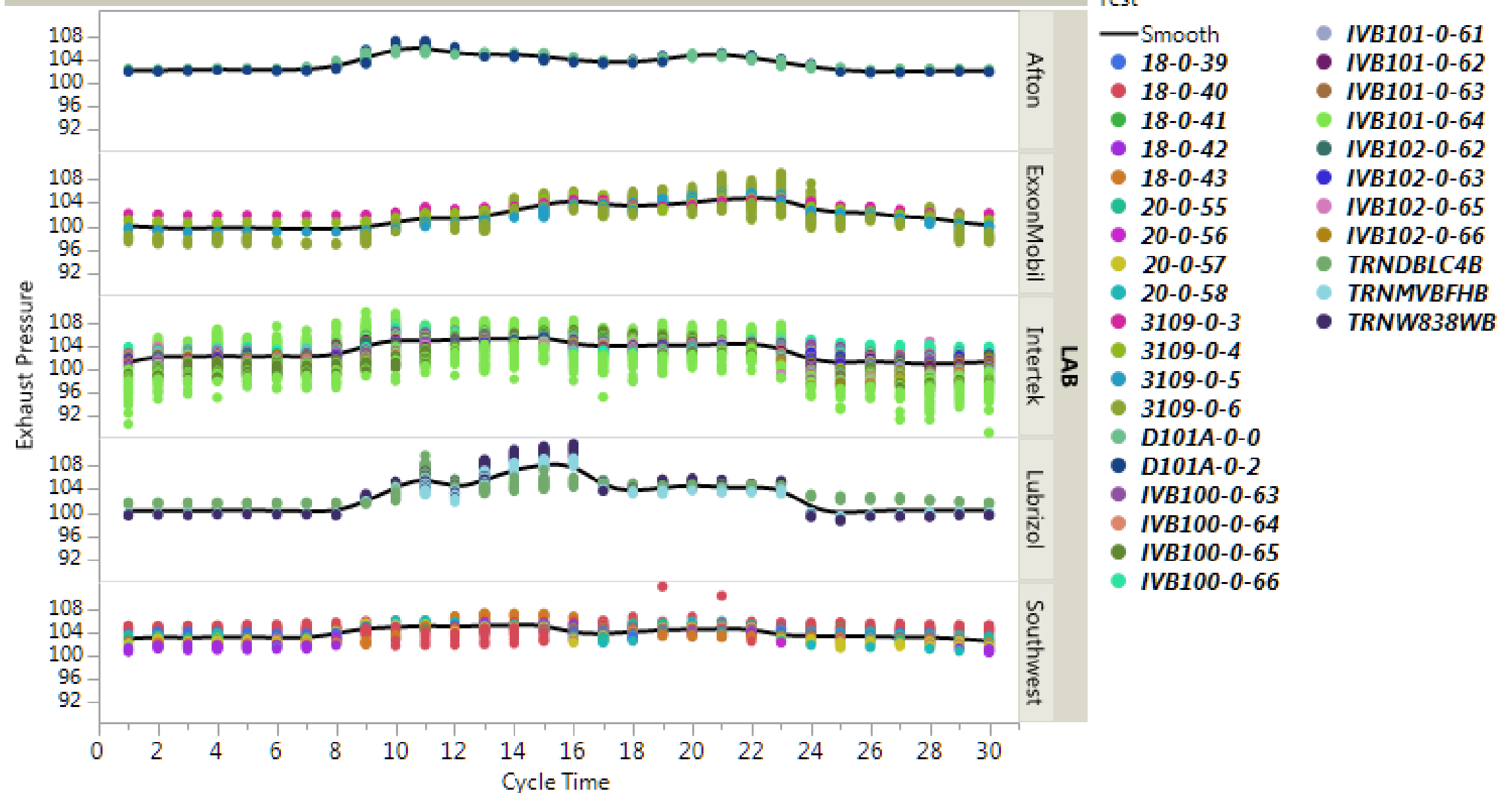
Test

- Smooth
- 18-0-39
- 18-0-40
- 18-0-41
- 18-0-42
- 18-0-43
- 20-0-55
- 20-0-56
- 20-0-57
- 20-0-58
- 3109-0-3
- 3109-0-4
- 3109-0-5
- 3109-0-6
- D101A-0-0
- D101A-0-2
- IVB100-0-63
- IVB100-0-64
- IVB100-0-65
- IVB100-0-66
- IVB101-0-61
- IVB101-0-62
- IVB101-0-63
- IVB101-0-64
- IVB102-0-62
- IVB102-0-63
- IVB102-0-65
- IVB102-0-66
- TRNDBLC4B
- TRNMVBFHB
- TRNW838WB

Where((TestHr = Hr10-11) and (LAB = Afton, ExxonMobil, Intertek, Lubrizol, Southwest))

Exhaust Pressure vs. Cycle Time

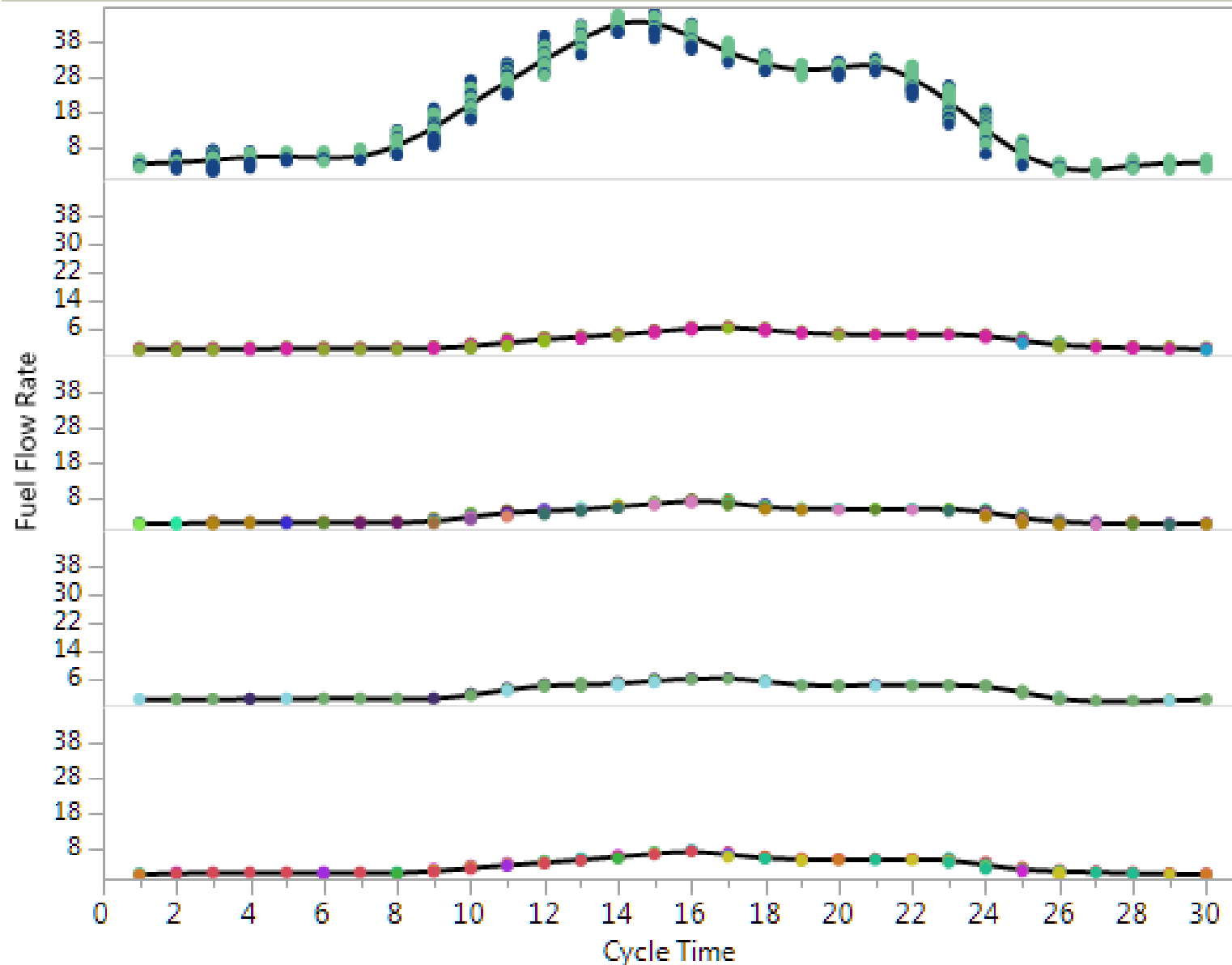
TestHr = Hr10-11



Where((TestHr = Hr10-11) and (LAB = Afton, ExxonMobil, Intertek, Lubrizol, Southwest))

Fuel Flow Rate vs. Cycle Time

TestHr = Hr10-11



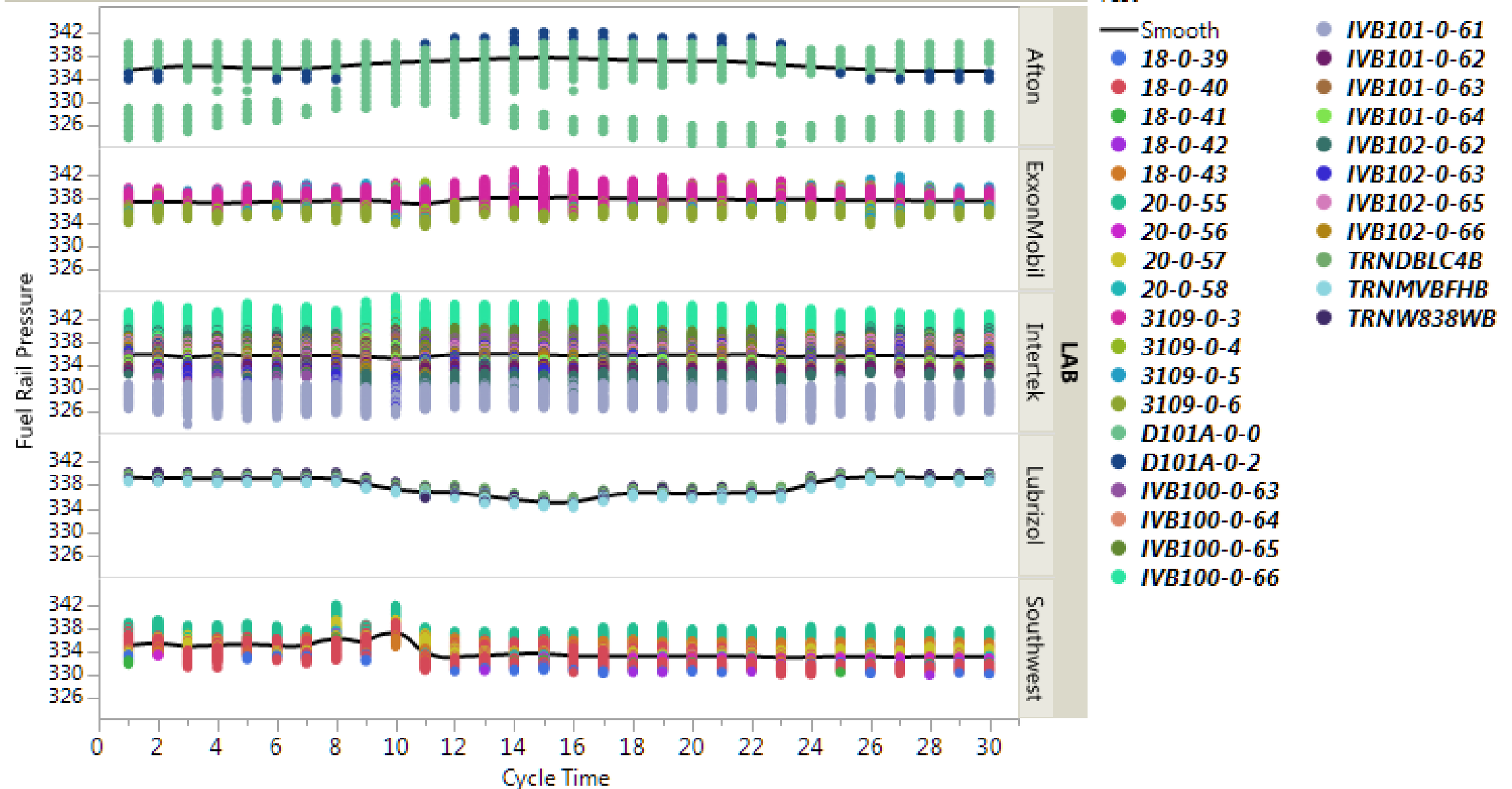
Test

- Smooth
- 18-0-39
- 18-0-40
- 18-0-41
- 18-0-42
- 18-0-43
- 20-0-55
- 20-0-56
- 20-0-57
- 20-0-58
- 3109-0-3
- 3109-0-4
- 3109-0-5
- 3109-0-6
- D101A-0-0
- D101A-0-2
- IVB100-0-63
- IVB100-0-64
- IVB100-0-65
- IVB100-0-66
- IVB101-0-61
- IVB101-0-62
- IVB101-0-63
- IVB101-0-64
- IVB102-0-62
- IVB102-0-63
- IVB102-0-65
- IVB102-0-66
- TRNDBLC4B
- TRNMVBFHB
- TRNW838WB

Where((TestHr = Hr10-11) and (LAB = Afton, ExxonMobil, Intertek, Lubrizol, Southwest))

Fuel Rail Pressure vs. Cycle Time

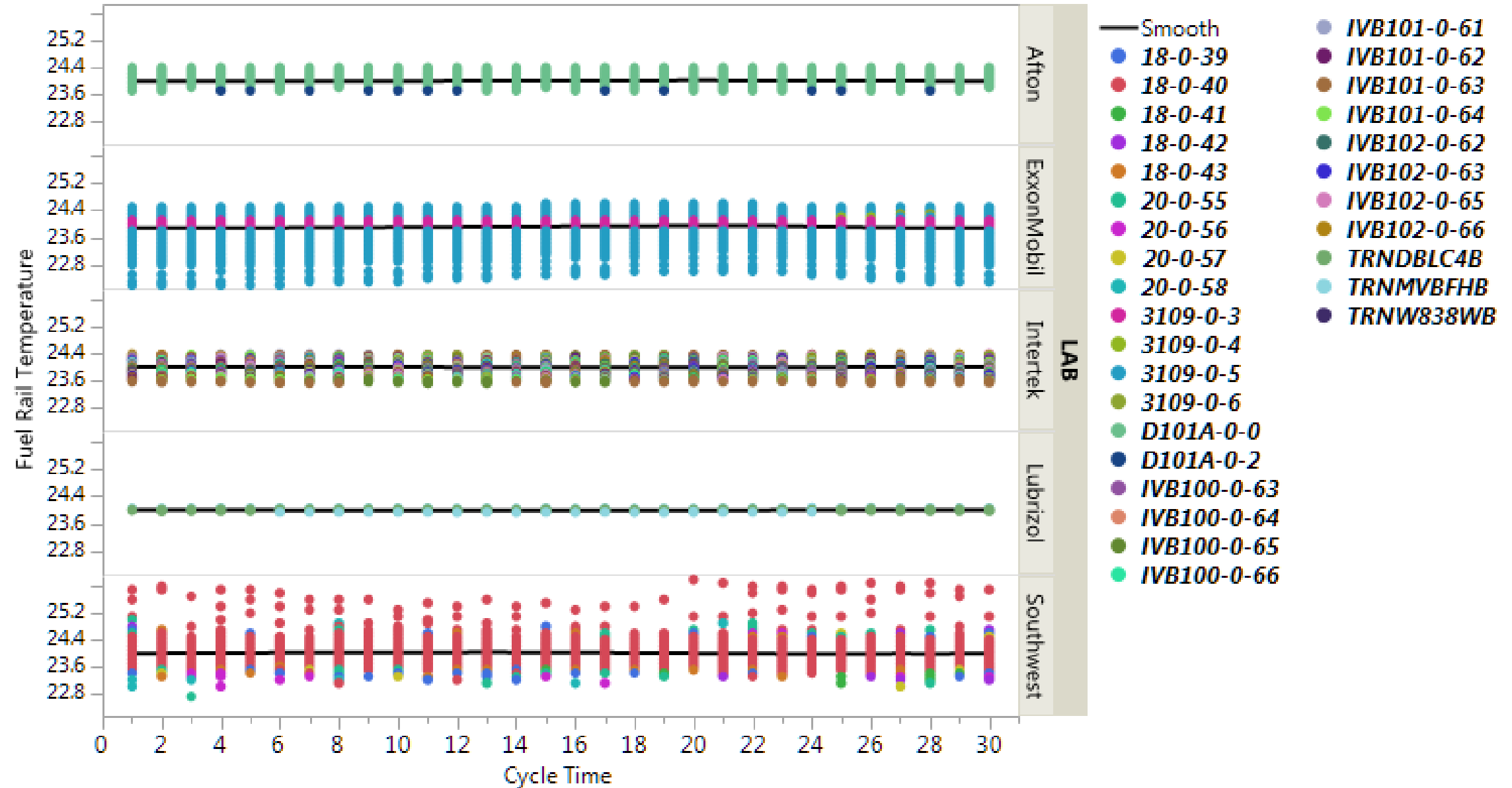
TestHr = Hr10-11



Where((TestHr = Hr10-11) and (LAB = Afton, ExxonMobil, Intertek, Lubrizol, Southwest))

Fuel Rail Temperature vs. Cycle Time

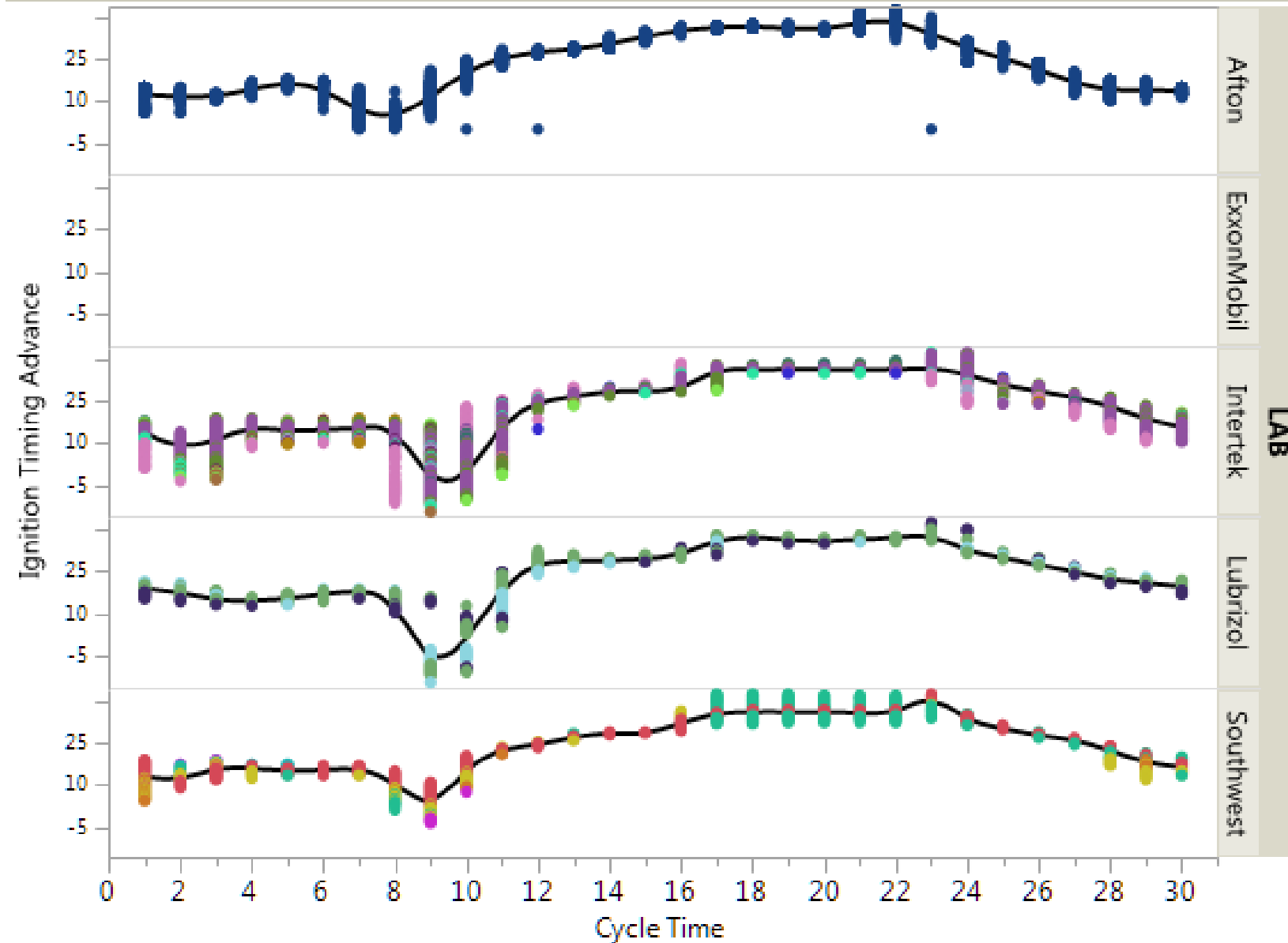
TestHr = Hr10-11



Where((TestHr = Hr10-11) and (LAB = Afton, ExxonMobil, Intertek, Lubrizol, Southwest))

Ignition Timing Advance vs. Cycle Time

TestHr = Hr10-11



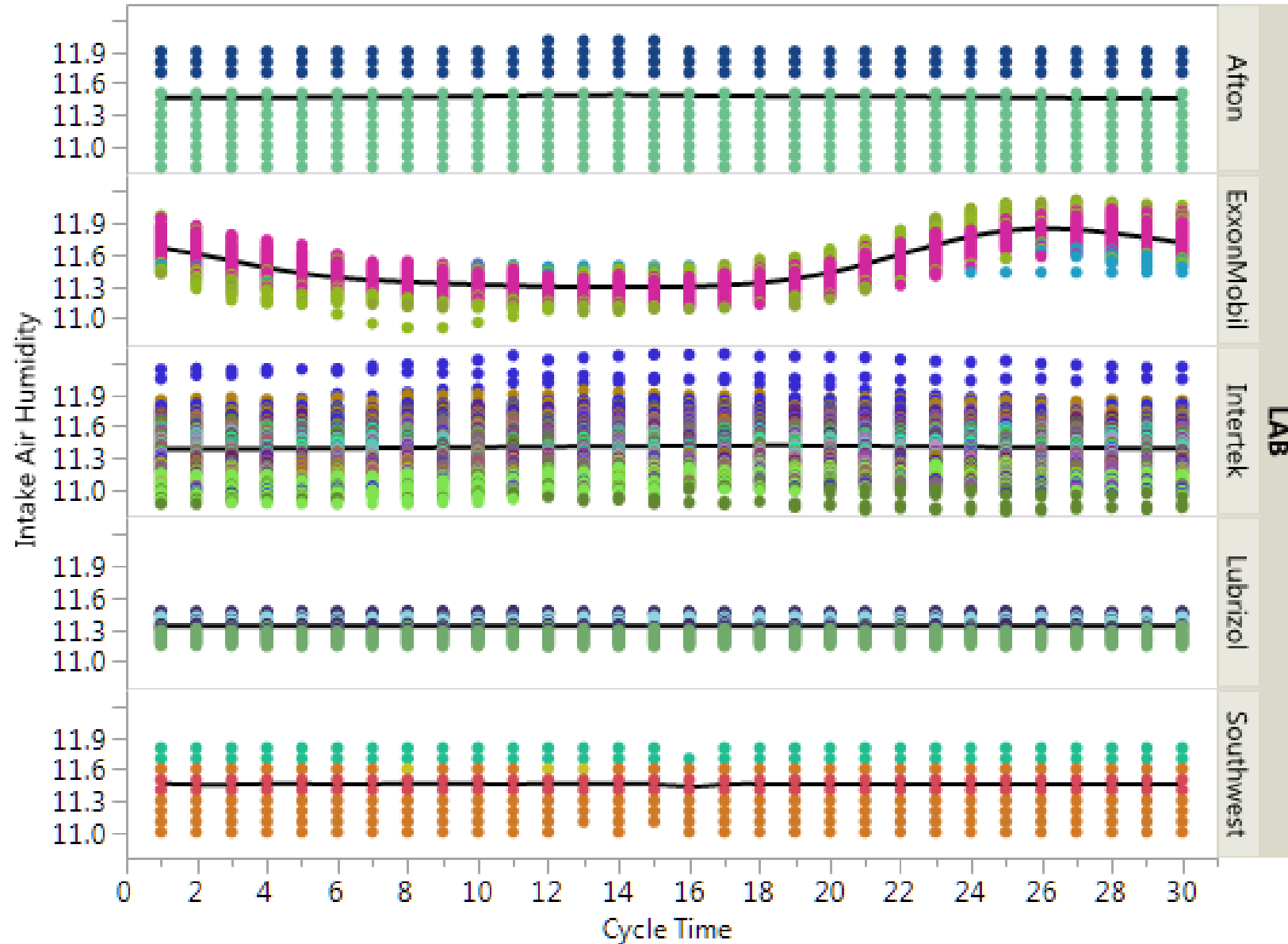
Test

- Smooth
- 18-0-39
- 18-0-40
- 18-0-41
- 18-0-42
- 18-0-43
- 20-0-55
- 20-0-56
- 20-0-57
- 20-0-58
- 3109-0-3
- 3109-0-4
- 3109-0-5
- 3109-0-6
- D101A-0-0
- D101A-0-2
- IVB100-0-63
- IVB100-0-64
- IVB100-0-65
- IVB100-0-66
- IVB101-0-61
- IVB101-0-62
- IVB101-0-63
- IVB101-0-64
- IVB102-0-62
- IVB102-0-63
- IVB102-0-65
- IVB102-0-66
- TRNDBLC4B
- TRNMVBFHB
- TRNW838WB

Where((TestHr = Hr10-11) and (LAB = Afton, ExxonMobil, Intertek, Lubrizol, Southwest))

Intake Air Humidity vs. Cycle Time

TestHr = Hr10-11



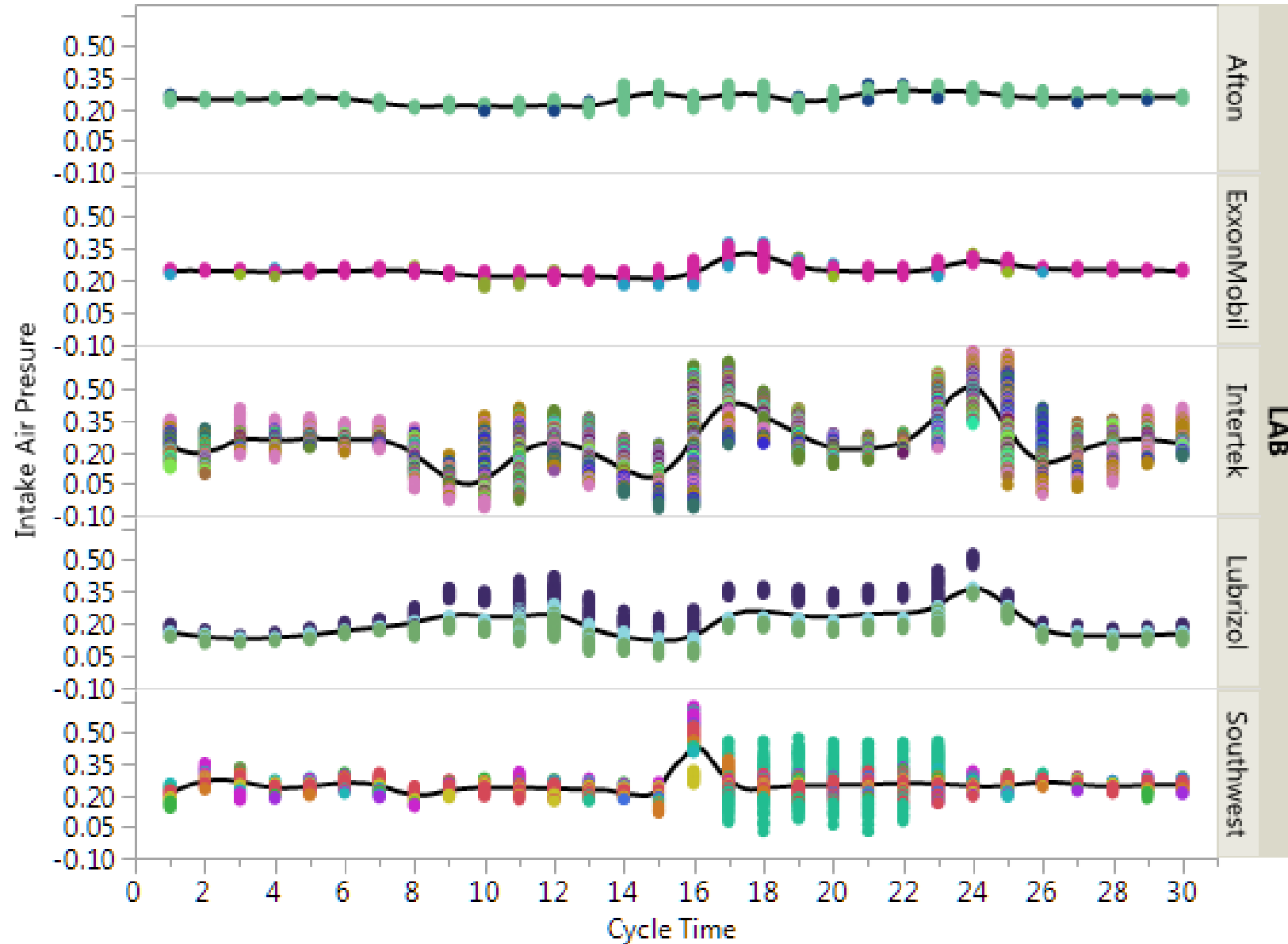
Test

- Smooth
- 18-0-39
- 18-0-40
- 18-0-41
- 18-0-42
- 18-0-43
- 20-0-55
- 20-0-56
- 20-0-57
- 20-0-58
- 3109-0-3
- 3109-0-4
- 3109-0-5
- 3109-0-6
- D101A-0-0
- D101A-0-2
- IVB100-0-63
- IVB100-0-64
- IVB100-0-65
- IVB100-0-66
- IVB101-0-61
- IVB101-0-62
- IVB101-0-63
- IVB101-0-64
- IVB102-0-62
- IVB102-0-63
- IVB102-0-65
- IVB102-0-66
- TRNDBLC4B
- TRNMVBFHB
- TRNW838WB

Where((TestHr = Hr10-11) and (LAB = Afton, ExxonMobil, Intertek, Lubrizol, Southwest))

Intake Air Presure vs. Cycle Time

TestHr = Hr10-11



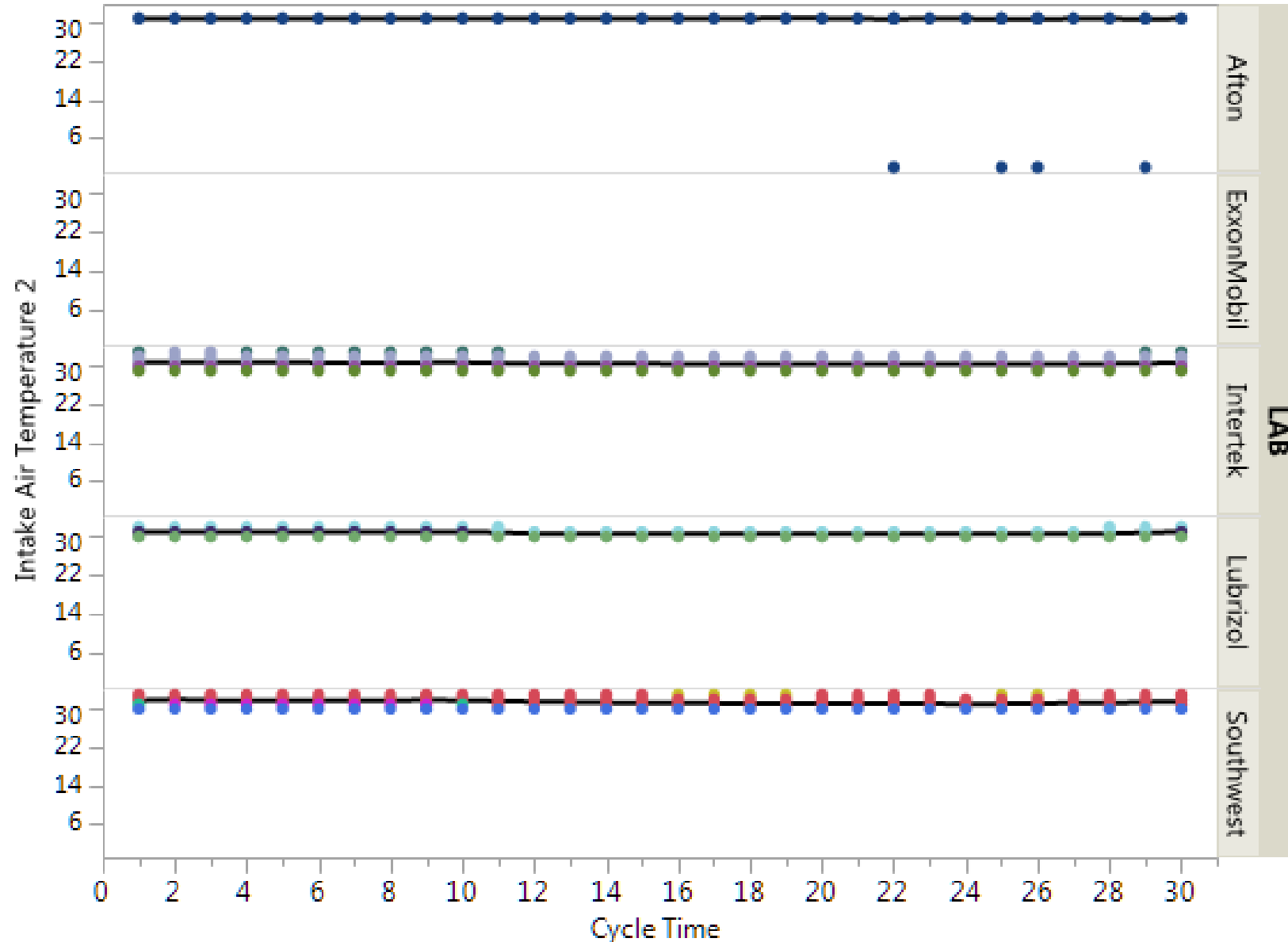
Test

- Smooth
- 18-0-39
- 18-0-40
- 18-0-41
- 18-0-42
- 18-0-43
- 20-0-55
- 20-0-56
- 20-0-57
- 20-0-58
- 3109-0-3
- 3109-0-4
- 3109-0-5
- 3109-0-6
- D101A-0-0
- D101A-0-2
- IVB100-0-63
- IVB100-0-64
- IVB100-0-65
- IVB100-0-66
- IVB101-0-61
- IVB101-0-62
- IVB101-0-63
- IVB101-0-64
- IVB102-0-62
- IVB102-0-63
- IVB102-0-65
- IVB102-0-66
- TRNDBLC4B
- TRNMVBFHB
- TRNW838WB

Where((TestHr = Hr10-11) and (LAB = Afton, ExxonMobil, Intertek, Lubrizol, Southwest))

Intake Air Temperature 2 vs. Cycle Time

TestHr = Hr10-11



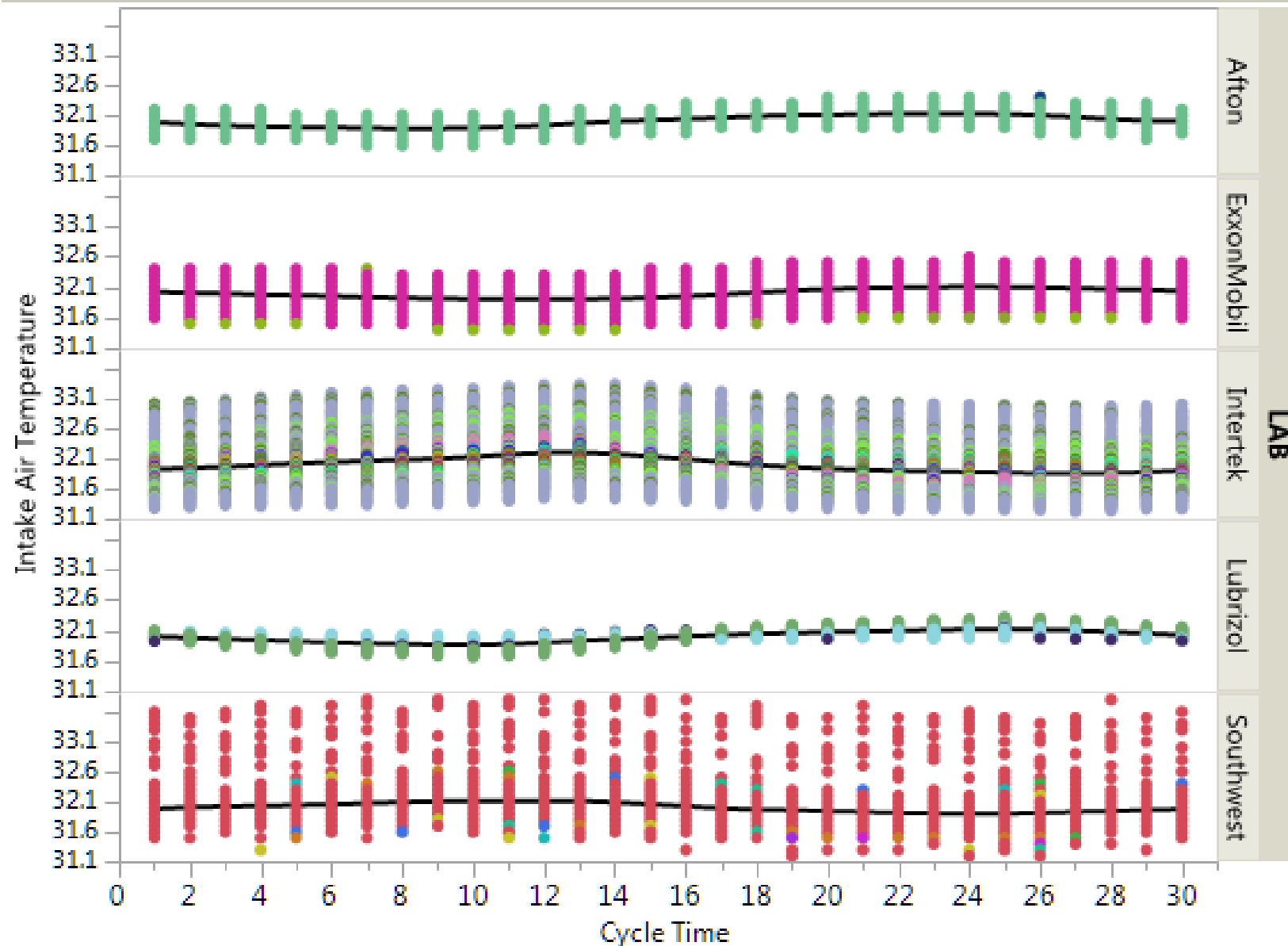
Test

- Smooth
- 18-0-39
- 18-0-40
- 18-0-41
- 18-0-42
- 18-0-43
- 20-0-55
- 20-0-56
- 20-0-57
- 20-0-58
- 3109-0-3
- 3109-0-4
- 3109-0-5
- 3109-0-6
- D101A-0-0
- D101A-0-2
- IVB100-0-63
- IVB100-0-64
- IVB100-0-65
- IVB100-0-66
- IVB101-0-61
- IVB101-0-62
- IVB101-0-63
- IVB101-0-64
- IVB102-0-62
- IVB102-0-63
- IVB102-0-65
- IVB102-0-66
- TRNDBLC4B
- TRNMVBFHB
- TRNW838WB

Where((TestHr = Hr10-11) and (LAB = Afton, ExxonMobil, Intertek, Lubrizol, Southwest))

Intake Air Temperature vs. Cycle Time

TestHr = Hr10-11



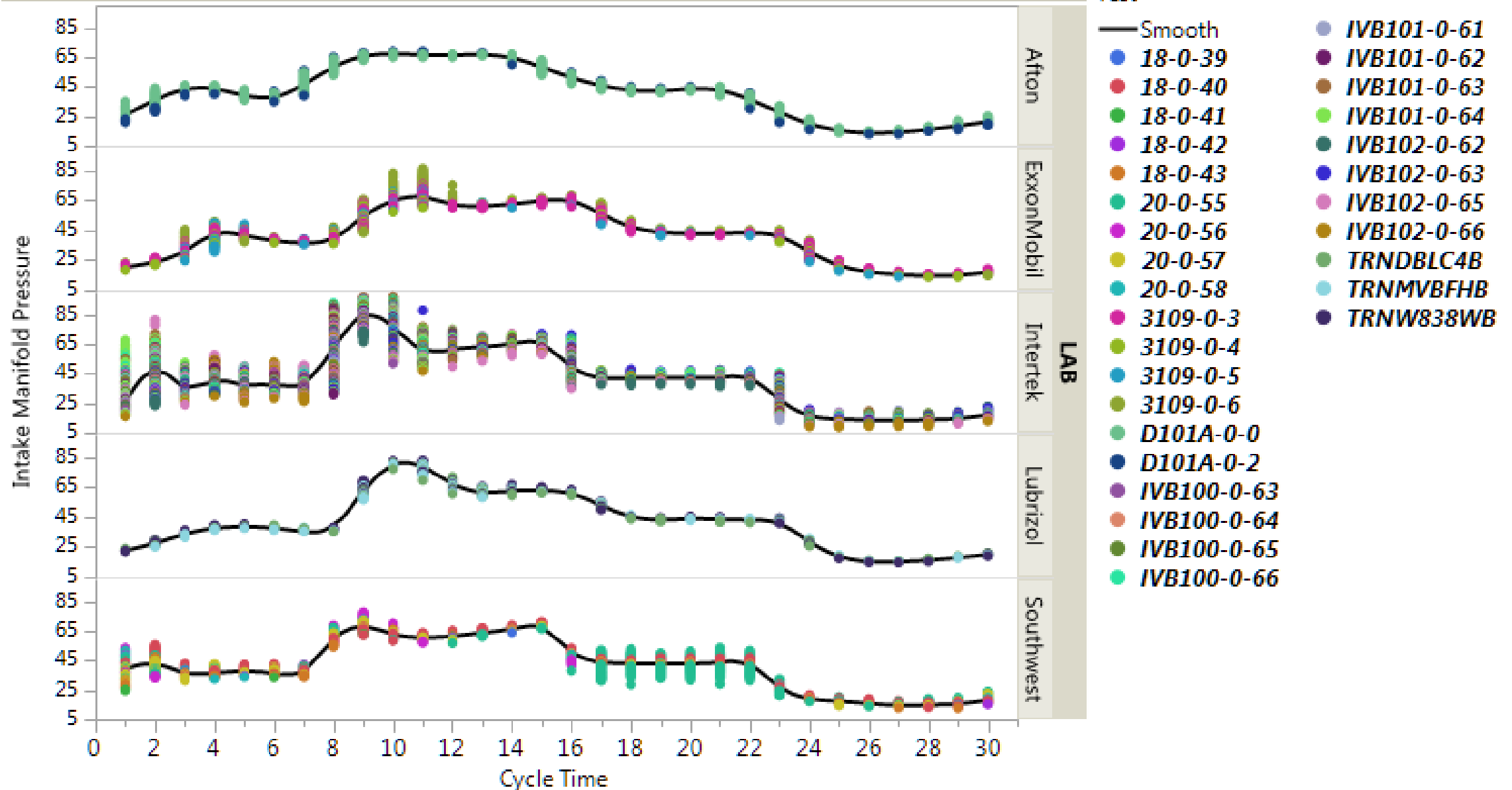
Test

- Smooth
- 18-0-39
- 18-0-40
- 18-0-41
- 18-0-42
- 18-0-43
- 20-0-55
- 20-0-56
- 20-0-57
- 20-0-58
- 3109-0-3
- 3109-0-4
- 3109-0-5
- 3109-0-6
- D101A-0-0
- D101A-0-2
- IVB100-0-63
- IVB100-0-64
- IVB100-0-65
- IVB100-0-66
- IVB101-0-61
- IVB101-0-62
- IVB101-0-63
- IVB101-0-64
- IVB102-0-62
- IVB102-0-63
- IVB102-0-65
- IVB102-0-66
- TRNDBLC4B
- TRNMVBFHB
- TRNW838WB

Where((TestHr = Hr10-11) and (LAB = Afton, ExxonMobil, Intertek, Lubrizol, Southwest))

Intake Manifold Pressure vs. Cycle Time

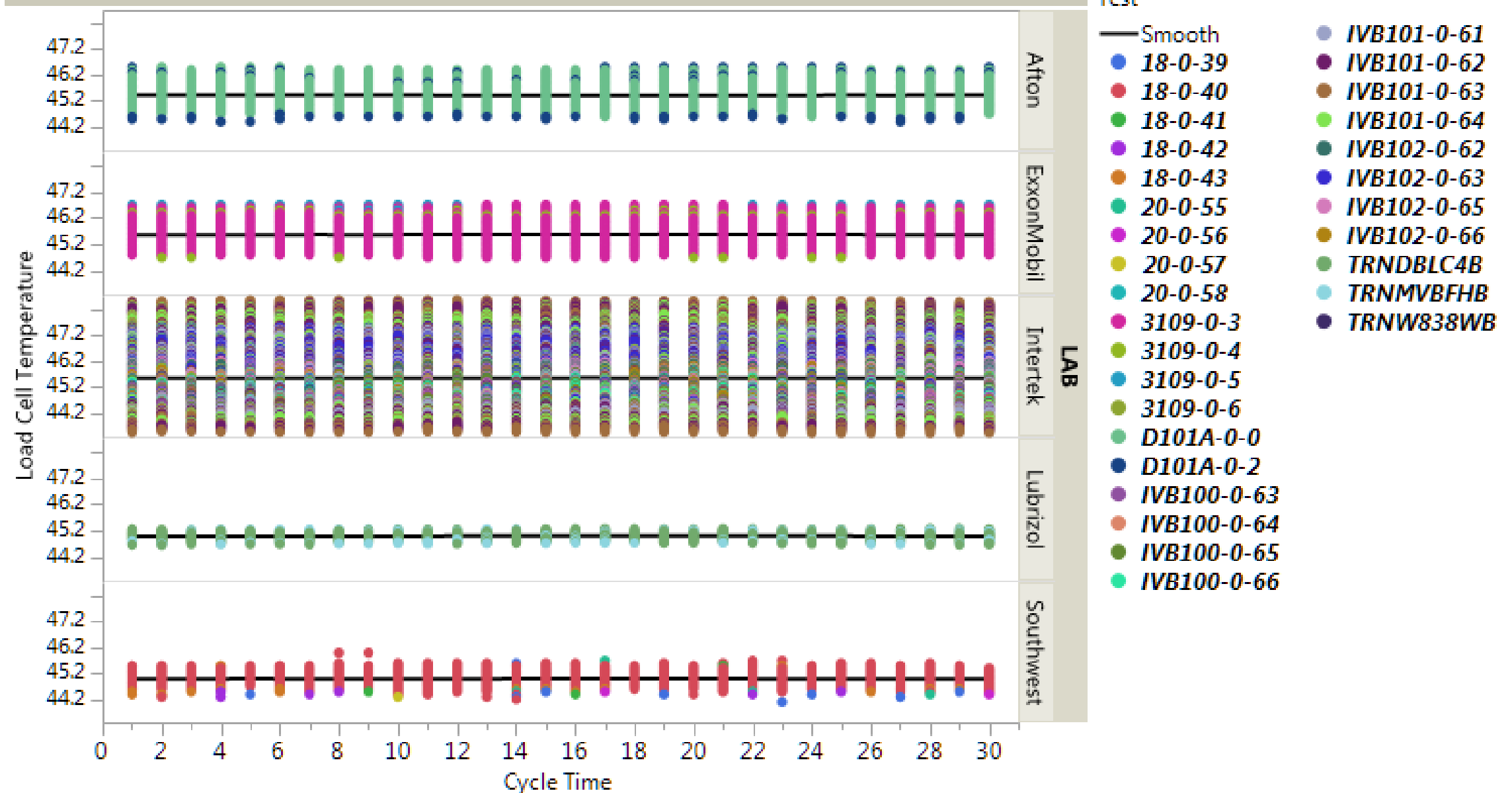
TestHr = Hr10-11



Where((TestHr = Hr10-11) and (LAB = Afton, ExxonMobil, Intertek, Lubrizol, Southwest))

Load Cell Temperature vs. Cycle Time

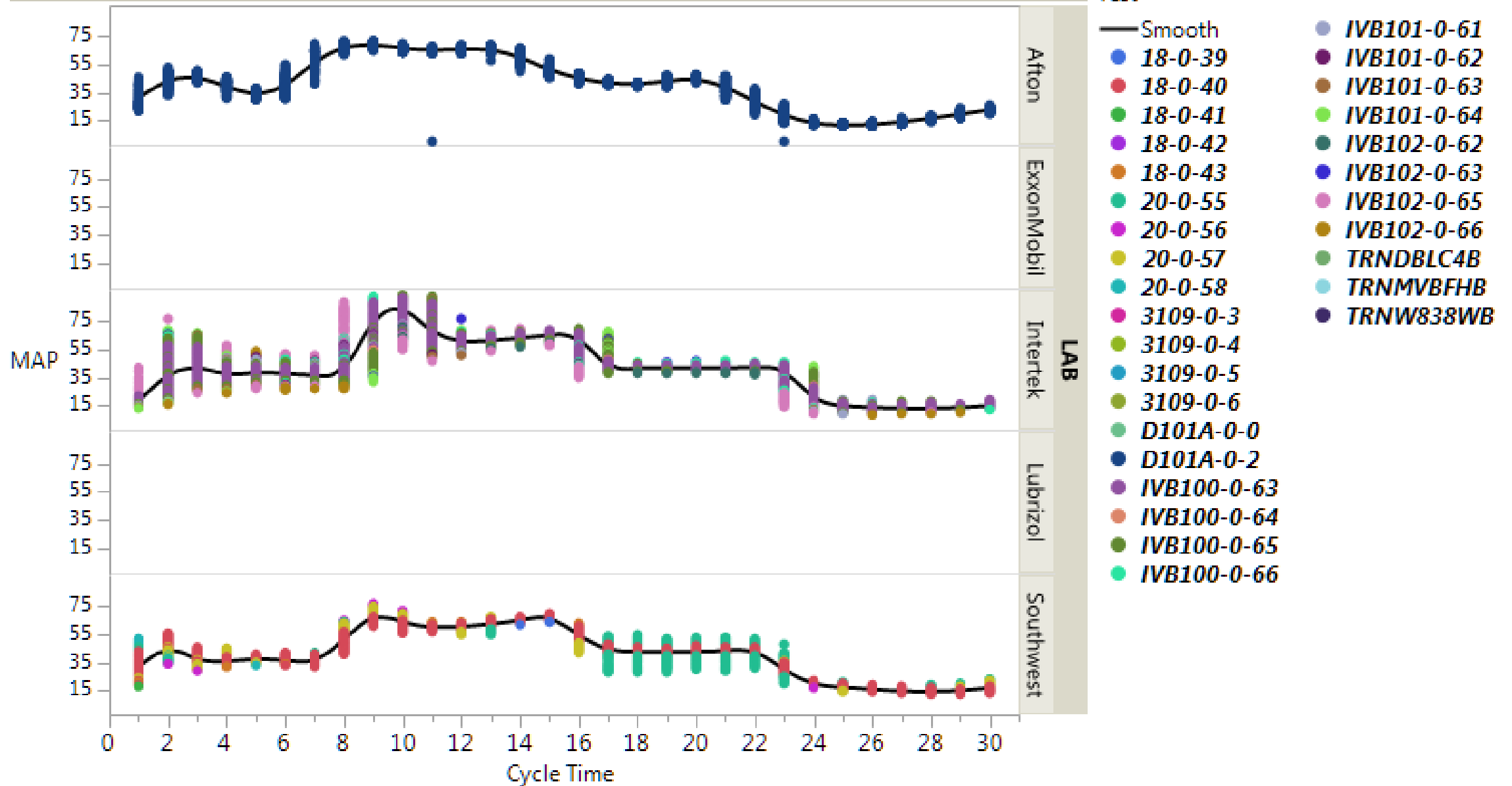
TestHr = Hr10-11



Where((TestHr = Hr10-11) and (LAB = Afton, ExxonMobil, Intertek, Lubrizol, Southwest))

MAP vs. Cycle Time

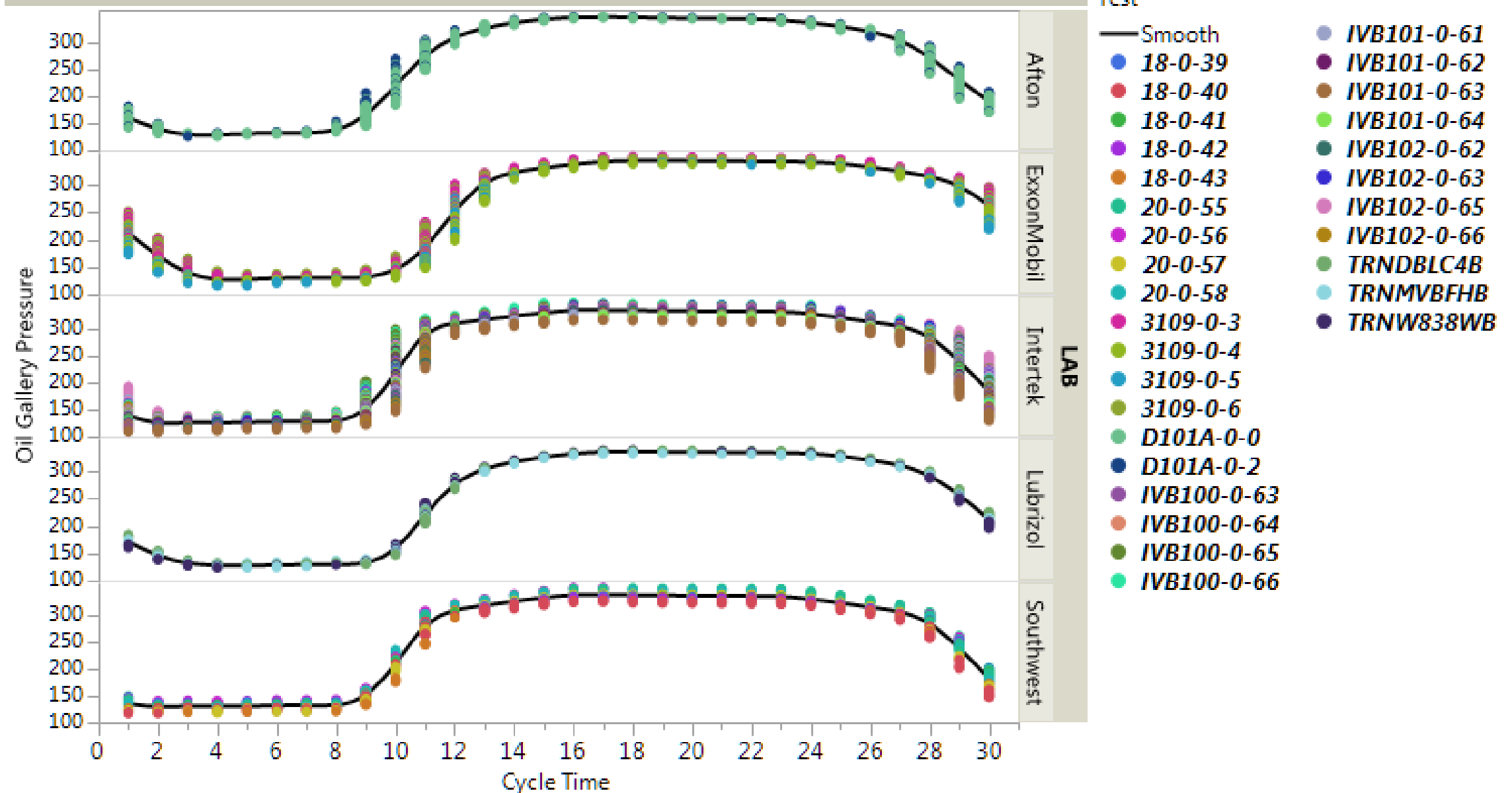
TestHr = Hr10-11



Where((TestHr = Hr10-11) and (LAB = Afton, ExxonMobil, Intertek, Lubrizol, Southwest))

Oil Gallery Pressure vs. Cycle Time

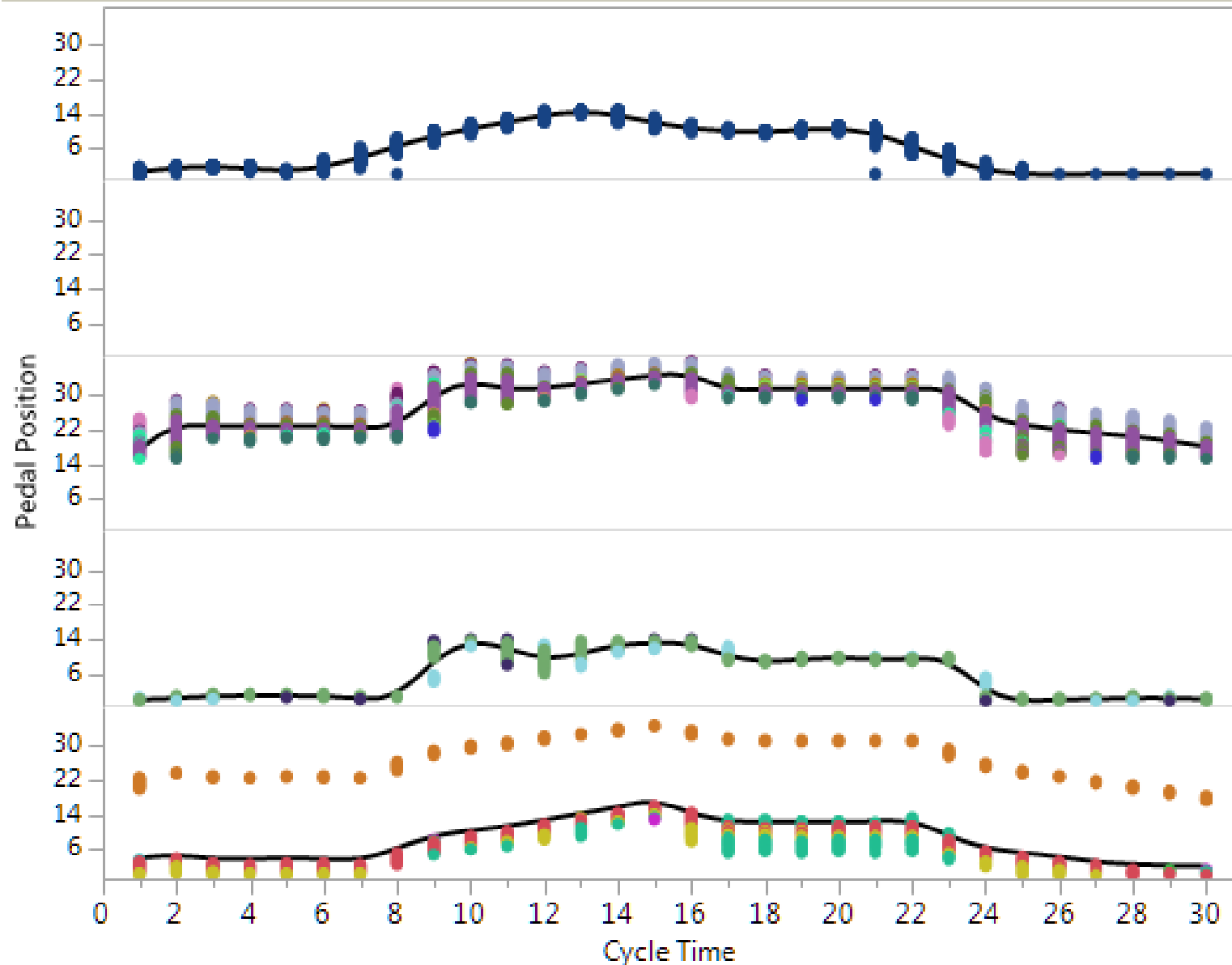
TestHr = Hr10-11



Where((TestHr = Hr10-11) and (LAB = Afton, ExxonMobil, Intertek, Lubrizol, Southwest))

Pedal Position vs. Cycle Time

TestHr = Hr10-11



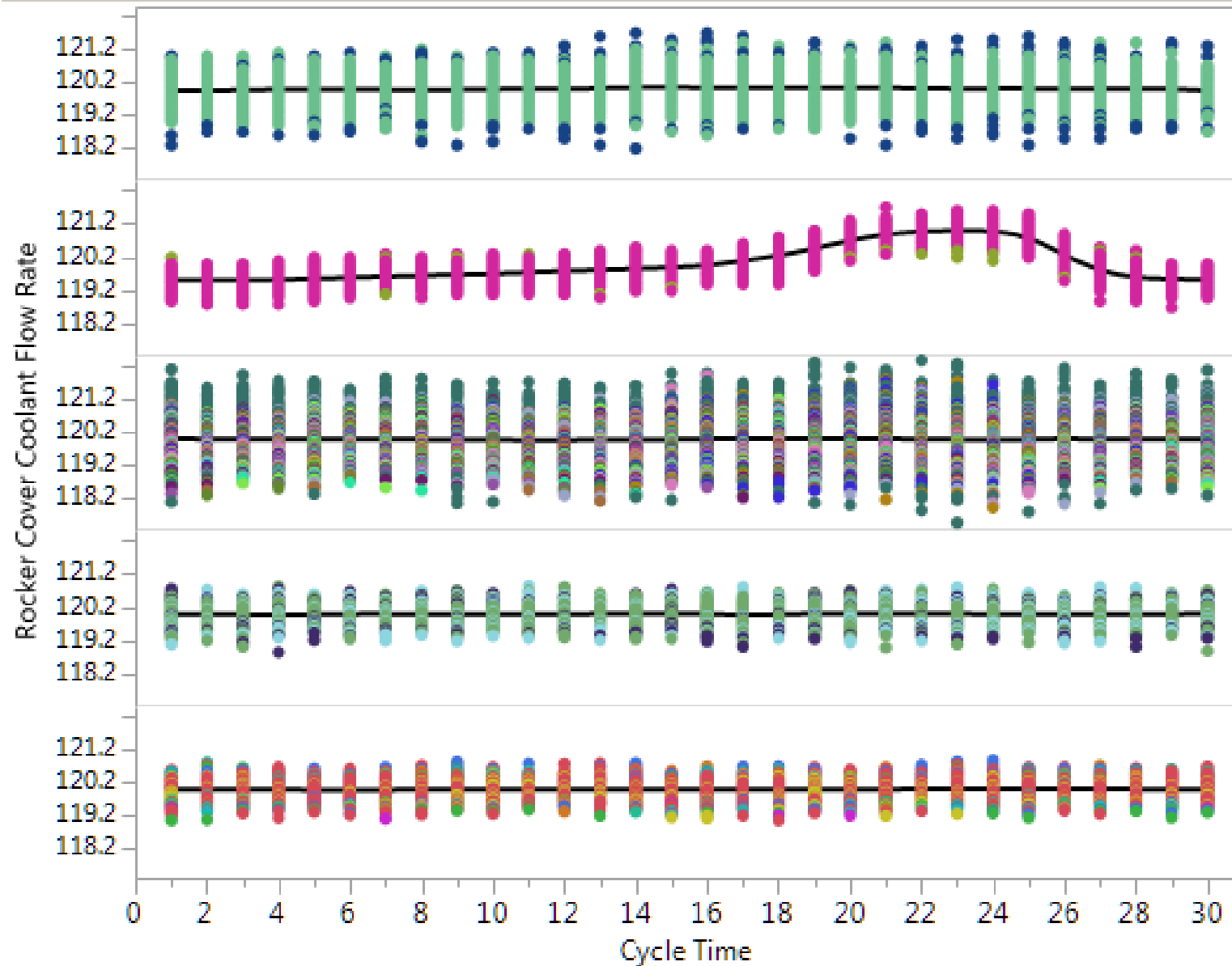
Test

- Smooth
- 18-0-39
- 18-0-40
- 18-0-41
- 18-0-42
- 18-0-43
- 20-0-55
- 20-0-56
- 20-0-57
- 20-0-58
- 3109-0-3
- 3109-0-4
- 3109-0-5
- 3109-0-6
- D101A-0-0
- D101A-0-2
- IVB100-0-63
- IVB100-0-64
- IVB100-0-65
- IVB100-0-66
- IVB101-0-61
- IVB101-0-62
- IVB101-0-63
- IVB101-0-64
- IVB102-0-62
- IVB102-0-63
- IVB102-0-65
- IVB102-0-66
- TRNDBLC4B
- TRNMVBFHB
- TRNW838WB

Where((TestHr = Hr10-11) and (LAB = Afton, ExxonMobil, Intertek, Lubrizol, Southwest))

Rocker Cover Coolant Flow Rate vs. Cycle Time

TestHr = Hr10-11



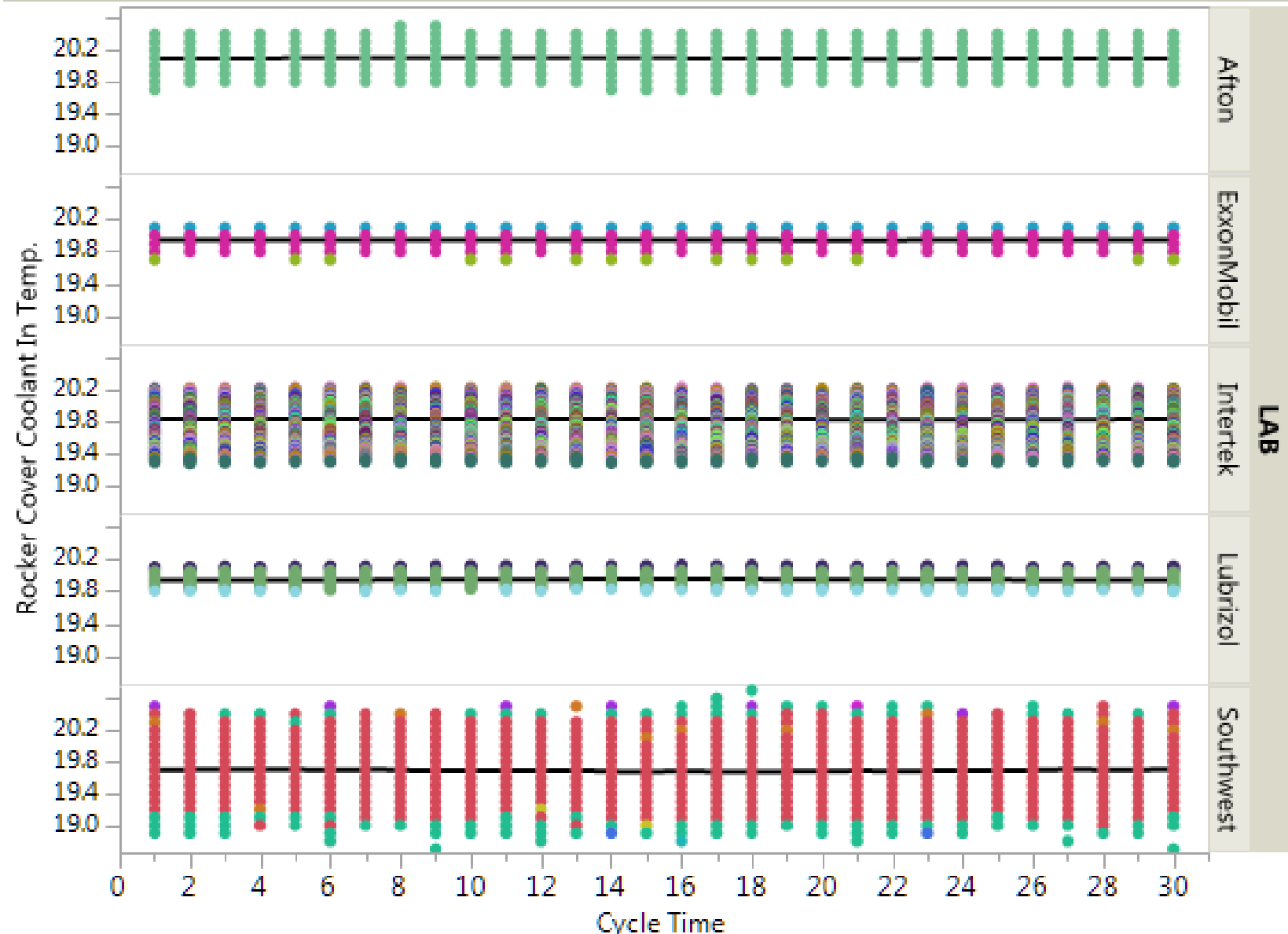
Test

- Smooth
- 18-0-39
- 18-0-40
- 18-0-41
- 18-0-42
- 18-0-43
- 20-0-55
- 20-0-56
- 20-0-57
- 20-0-58
- 3109-0-3
- 3109-0-4
- 3109-0-5
- 3109-0-6
- D101A-0-0
- D101A-0-2
- IVB100-0-63
- IVB100-0-64
- IVB100-0-65
- IVB100-0-66
- IVB101-0-61
- IVB101-0-62
- IVB101-0-63
- IVB101-0-64
- IVB102-0-62
- IVB102-0-63
- IVB102-0-65
- IVB102-0-66
- TRNDBLC4B
- TRNMVBFHB
- TRNW838WB

Where((TestHr = Hr10-11) and (LAB = Afton, ExxonMobil, Intertek, Lubrizol, Southwest))

Rocker Cover Coolant In Temp. vs. Cycle Time

TestHr = Hr10-11



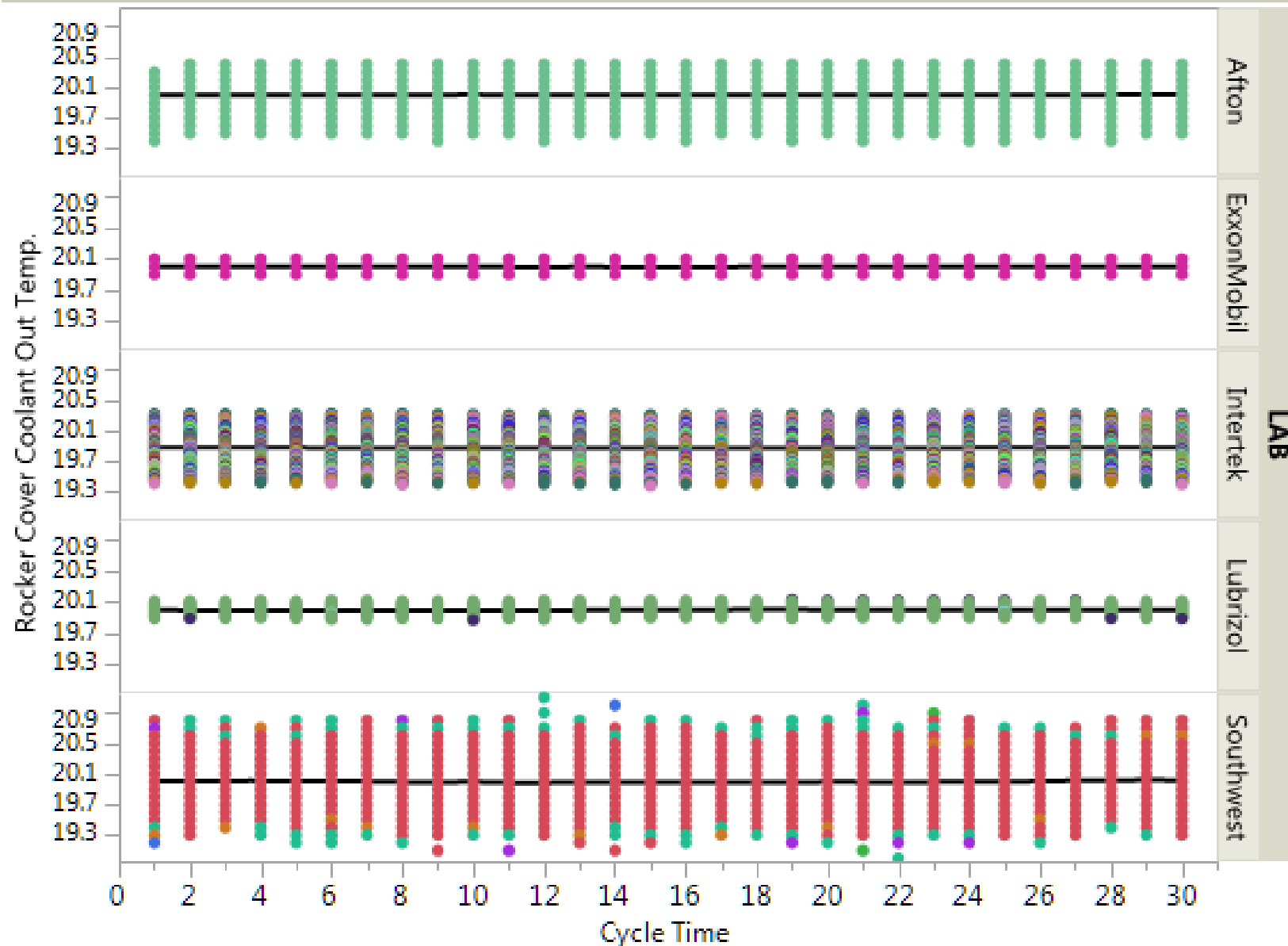
Test

- Smooth
- 18-0-39
- 18-0-40
- 18-0-41
- 18-0-42
- 18-0-43
- 20-0-55
- 20-0-56
- 20-0-57
- 20-0-58
- 3109-0-3
- 3109-0-4
- 3109-0-5
- 3109-0-6
- D101A-0-0
- D101A-0-2
- IVB100-0-63
- IVB100-0-64
- IVB100-0-65
- IVB100-0-66
- IVB101-0-61
- IVB101-0-62
- IVB101-0-63
- IVB101-0-64
- IVB102-0-62
- IVB102-0-63
- IVB102-0-65
- IVB102-0-66
- TRNDBLC4B
- TRNMVBFHB
- TRNW838WB

Where((TestHr = Hr10-11) and (LAB = Afton, ExxonMobil, Intertek, Lubrizol, Southwest))

Rocker Cover Coolant Out Temp. vs. Cycle Time

TestHr = Hr10-11



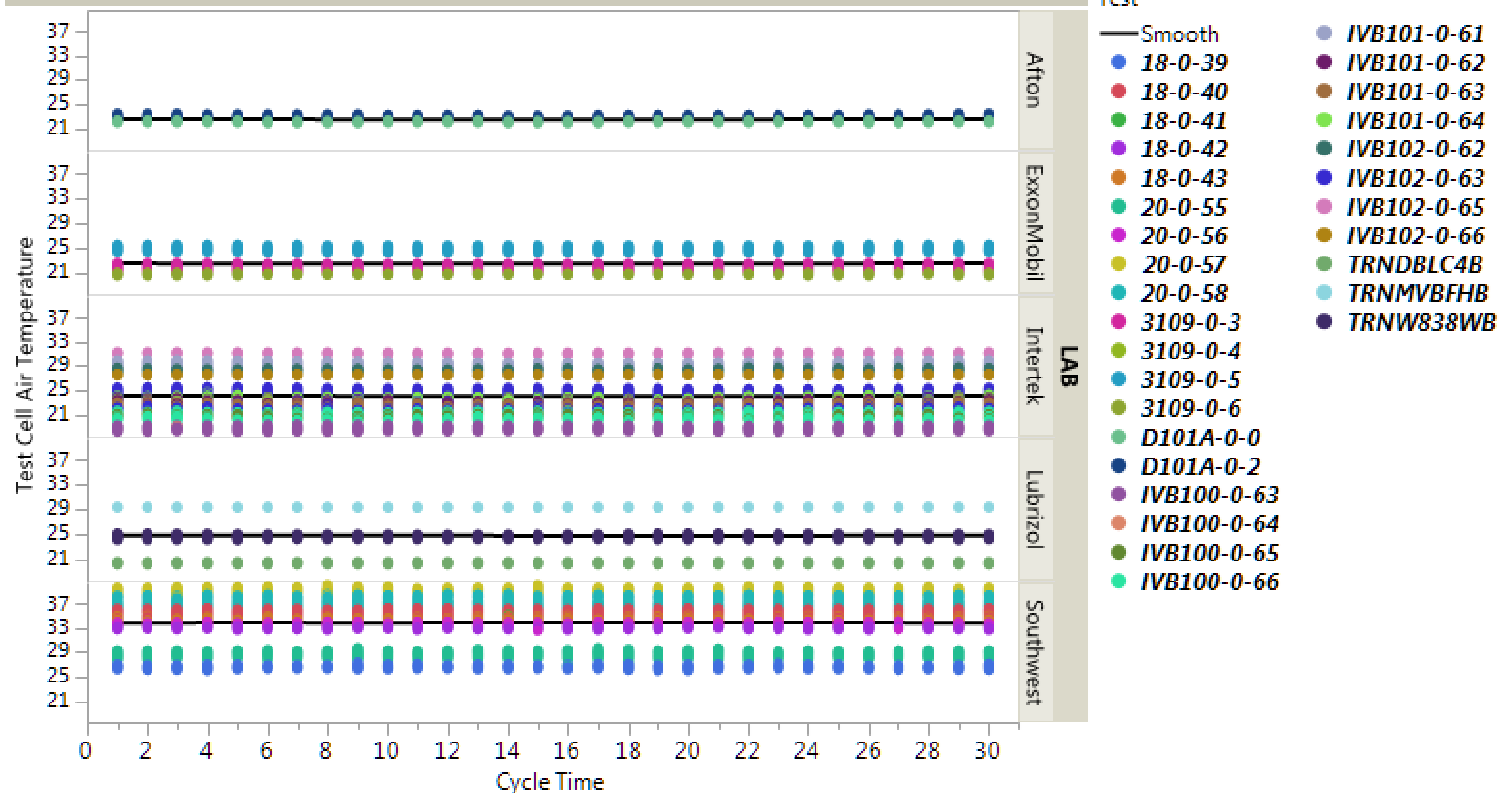
Test

- Smooth
- 18-0-39
- 18-0-40
- 18-0-41
- 18-0-42
- 18-0-43
- 20-0-55
- 20-0-56
- 20-0-57
- 20-0-58
- 3109-0-3
- 3109-0-4
- 3109-0-5
- 3109-0-6
- D101A-0-0
- D101A-0-2
- IVB100-0-63
- IVB100-0-64
- IVB100-0-65
- IVB100-0-66
- IVB101-0-61
- IVB101-0-62
- IVB101-0-63
- IVB101-0-64
- IVB102-0-62
- IVB102-0-63
- IVB102-0-65
- IVB102-0-66
- TRNDBLC4B
- TRNMVBFHB
- TRNW838WB

Where((TestHr = Hr10-11) and (LAB = Afton, ExxonMobil, Intertek, Lubrizol, Southwest))

Test Cell Air Temperature vs. Cycle Time

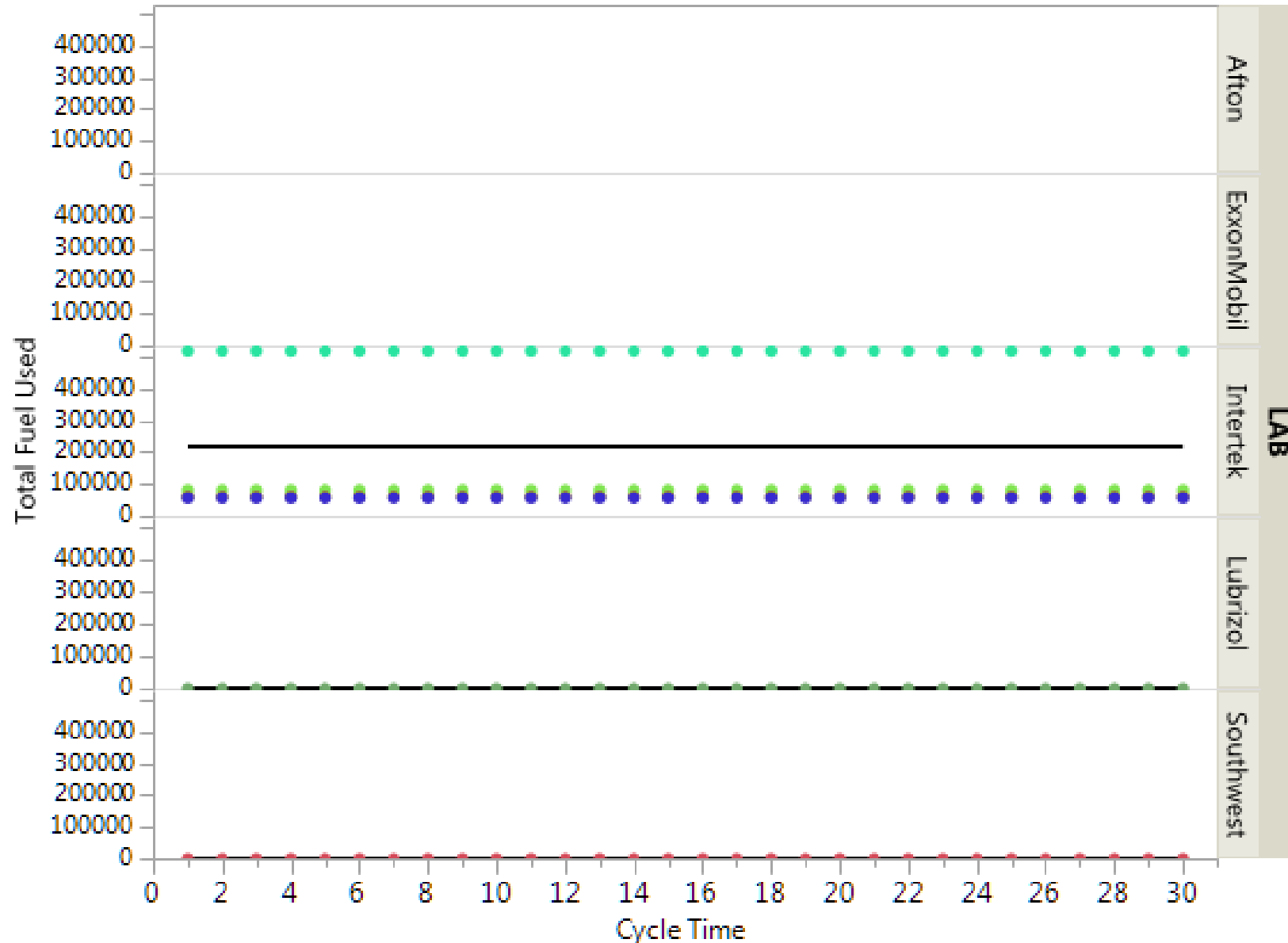
TestHr = Hr10-11



Where((TestHr = Hr10-11) and (LAB = Afton, ExxonMobil, Intertek, Lubrizol, Southwest))

Total Fuel Used vs. Cycle Time

TestHr = Hr10-11



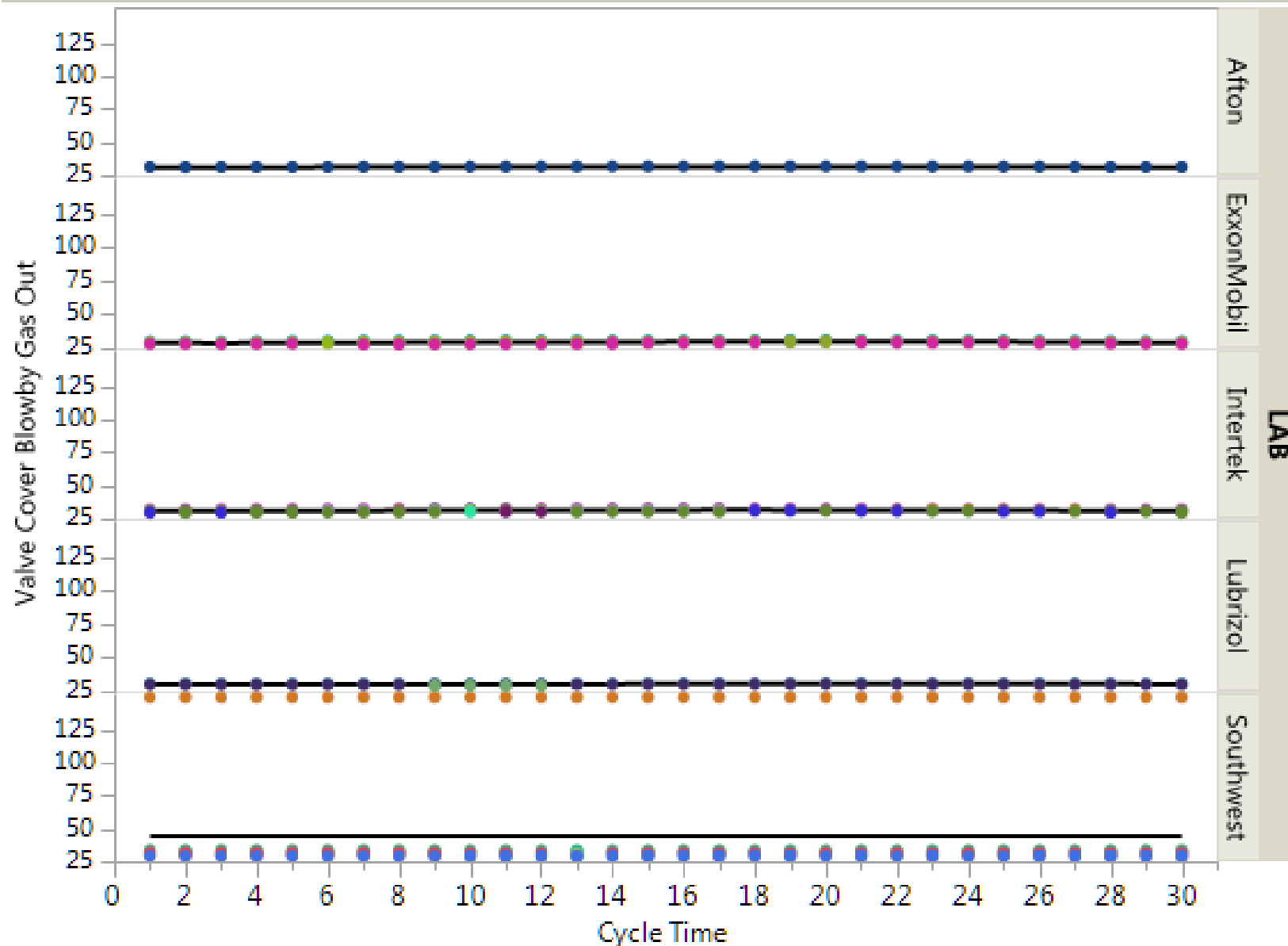
Test

- Smooth
- 18-0-39
- 18-0-40
- 18-0-41
- 18-0-42
- 18-0-43
- 20-0-55
- 20-0-56
- 20-0-57
- 20-0-58
- 3109-0-3
- 3109-0-4
- 3109-0-5
- 3109-0-6
- D101A-0-0
- D101A-0-2
- IVB100-0-63
- IVB100-0-64
- IVB100-0-65
- IVB100-0-66
- IVB101-0-61
- IVB101-0-62
- IVB101-0-63
- IVB101-0-64
- IVB102-0-62
- IVB102-0-63
- IVB102-0-65
- IVB102-0-66
- TRNDBLC4B
- TRNMVBFHB
- TRNW838WB

Where((TestHr = Hr10-11) and (LAB = Afton, ExxonMobil, Intertek, Lubrizol, Southwest))

Valve Cover Blowby Gas Out vs. Cycle Time

TestHr = Hr10-11



Test

- Smooth
- 18-0-39
- 18-0-40
- 18-0-41
- 18-0-42
- 18-0-43
- 20-0-55
- 20-0-56
- 20-0-57
- 20-0-58
- 3109-0-3
- 3109-0-4
- 3109-0-5
- 3109-0-6
- D101A-0-0
- D101A-0-2
- IVB100-0-63
- IVB100-0-64
- IVB100-0-65
- IVB100-0-66
- IVB101-0-61
- IVB101-0-62
- IVB101-0-63
- IVB101-0-64
- IVB102-0-62
- IVB102-0-63
- IVB102-0-65
- IVB102-0-66
- TRNDBLC4B
- TRNMVBFHB
- TRNW838WB

Where((TestHr = Hr10-11) and (LAB = Afton, ExxonMobil, Intertek, Lubrizol, Southwest))