



Test Monitoring Center

Carnegie Mellon University
6555 Penn Avenue, Pittsburgh, PA 15206, USA

<http://astmtmc.cmu.edu>
412-365-1000

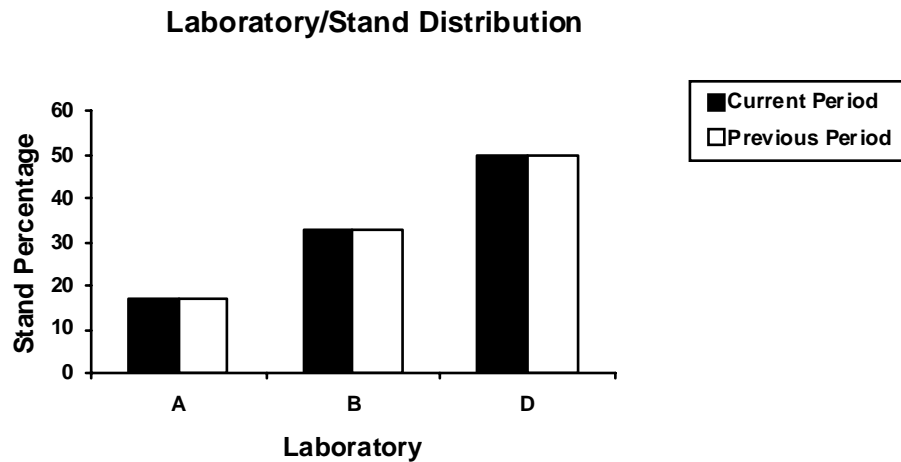
MEMORANDUM: 09-058
DATE: November 19, 2009
TO: Rick Graziano, Chairman, L-60-1 Surveillance Panel
FROM: Donald Lind *Donald Lind*
SUBJECT: L-60-1 Reference Test Status from April 1, 2009 through September 30, 2009

The following is a summary of the L-60-1 reference oil tests that were reported to the Test Monitoring Center during the period April 1, 2009 through September 30, 2009.

Lab/Stand Distribution

	Reporting Data	Calibrated as of 9/30/09
Number of Laboratories	3	3
Number of Stands	6	5

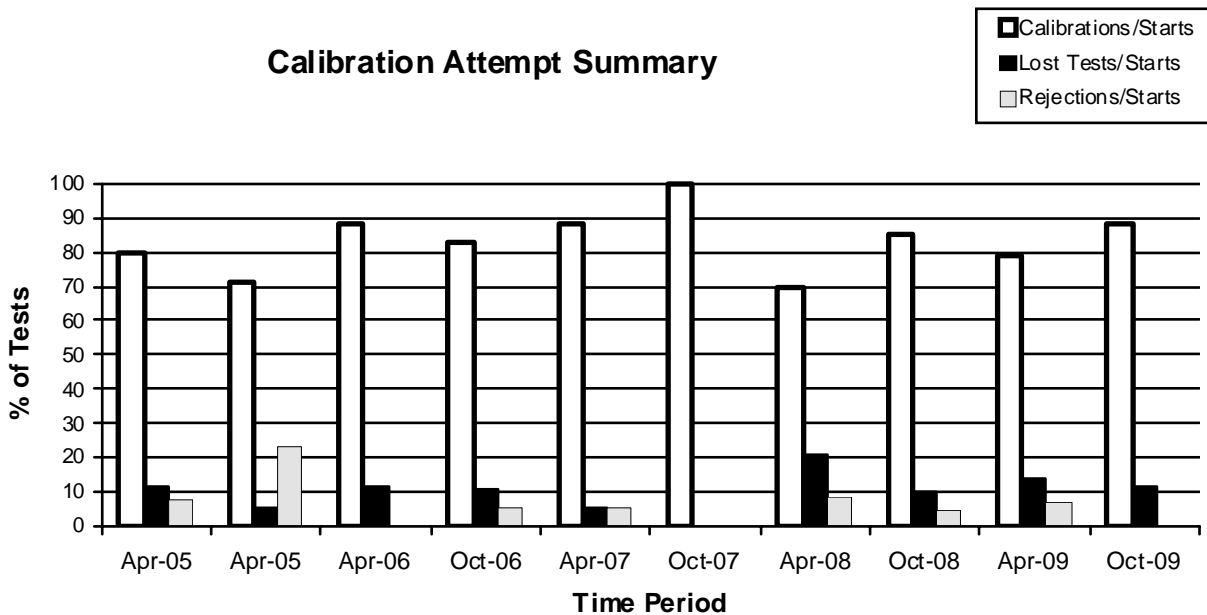
The following chart shows the laboratory/stand distribution:



The following summarizes the status of the reference oil tests reported to the TMC:

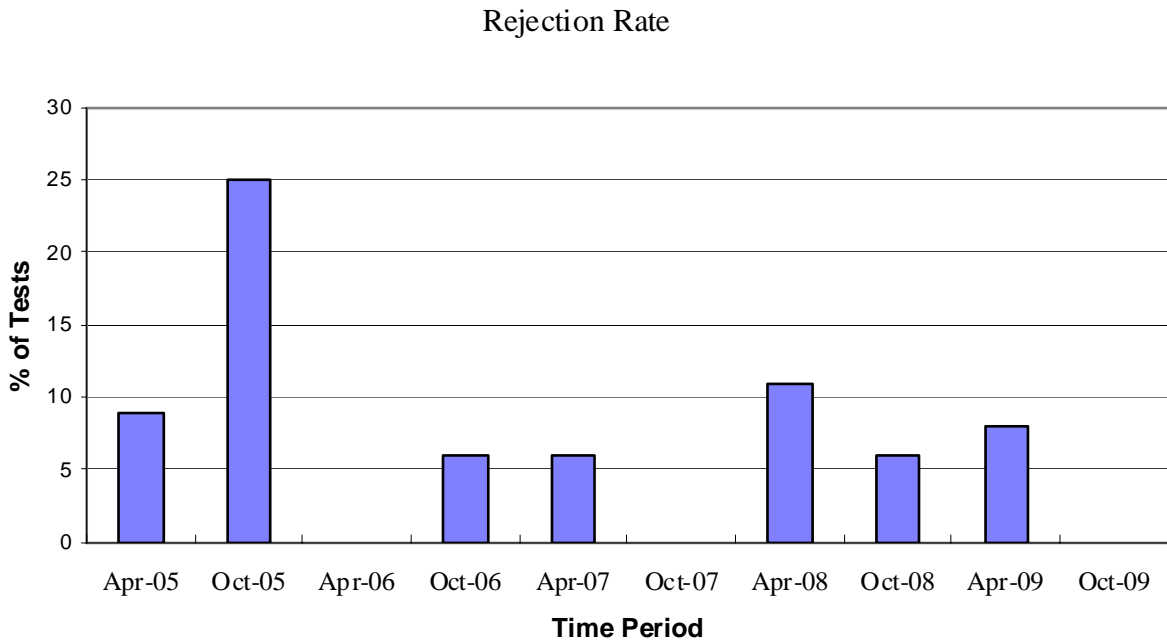
	TMC Validity Codes	No. of Tests
Operationally and Statistically Acceptable	AC	15
Statistically Invalid Calibration Test	OC	0
Operationally Invalid, Laboratory Judgment	LC	0
Operationally Invalid, (Laboratory & TMC Judgment)	RC	0
Aborted	XC	2
Total		17

Calibrations per start, lost tests per start and rejection per start rates are summarized below:




The calibration per start has increased when compared to the previous period. The rejected test per start and lost test per start rates have decreased with respect to the previous period.

There were no statistically rejected tests reported this period. The operationally valid statistically rejected test rate, as shown below, has decreased with respect to the previous period.



The laboratory distribution of lost tests is shown below. A detailed list of reasons for tests declared operationally invalid, aborted, or non-interpretable is shown in Table 1.



No LTMS deviations were written this period. There have been no LTMS deviations written in previous report periods.

Severity and Precision

For this period, the mean delta/s was 0.34 severe (2.78 %) for Viscosity Increase, 0.34 severe (0.21 % wt.) for Pentane Insolubles, 0.33 severe (0.24 % wt.) for Toluene Insolubles, -0.74 severe (-0.66 merits) for Average Carbon/Varnish and -0.26 severe (-0.16 merits) for Average Sludge. Below are tables illustrating laboratory severity and pooled s:

Laboratory Severity for This Report Period					
Lab	Viscosity	Pentane	Toluene	Carbon Varnish	Sludge
A	0.74	0.25	-0.01	-0.90	0.16
B	0.28	-0.29	0.15	-0.64	-0.48
D	0.28	0.76	0.52	-0.77	-0.23

Pooled Standard Deviation Table			
Parameter	Report Period Pooled s (All Oils)	Historical Pooled s (All Oils)	Pooled s Values Used for Severity Adjustment Calculations
Viscosity	0.04	0.13	0.08
Pentane	0.21	0.34	0.20
Toluene	0.30	0.44	0.34
Carbon Varnish	0.20	0.39	0.44
Sludge	0.10	0.23	0.16

Industry Control Charts

Figures 1 through 5 show the industry control charts through September 30, 2009. Figures 6 through 10 are industry control charts of the last 50 test results. The industry alarms triggered this report period are detailed below.

Pentane Insolubles

There were no industry EWMA severity or precision alarms this report period.

Sludge

There were no industry EWMA severity or precision alarms this report period.

Toluene Insolubles

There were no industry EWMA severity or precision alarms this report period.

Carbon Varnish

There were eight industry EWMA severity alarms (one action and 7 warning) this report period. There were no EWMA precision alarms this report period.

Viscosity Increase

There were no industry EWMA severity or precision alarms this report period.

TMC Lab Visits

There was one lab visit conducted this report period with no discrepancies to report.

Information Letters

There was one information letter issued during this report period. Information Letter 09-01, Sequence Number 35 was issued on July 7, 2009. Items changed with this information letter are documented in the L60-1 timeline (Table 2).

Reference Oil Status

The following is a listing of oils used for calibration testing along with the expected number of tests remaining at the Test Monitoring Center and at the testing laboratories. L-60-1 reference oils are shipped in quantities of 1/2 pint per test.

Oil	Number of Tests Remaining			
	Lab A	Lab B	Lab D	TMC
133	6	5	4	1680
148-1	5	5	2	624
151-2	4	6	3	160

Attachments

c: L-60-1 Surveillance Panel

F. M. Farber

<ftp://ftp.astmtmc.cmu.edu/docs/gear/l601/semiannualreports/l601-10-2009.pdf>

Distribution: Email

Listing of Tables and Figures Included as Part of This Report to the L-60-1 Surveillance Panel

Table 1 Summarizes the Reasons for Lost Tests

Table 2 is the L-60-1 Industry Timeline.

Figure 1 is the Industry Control Chart for L-60-1 Pentane Insolubles.

Figure 2 is the Industry Control Chart for L-60-1 Average Sludge.

Figure 3 is the Industry Control Chart for L-60-1 Toluene.

Figure 4 is the Industry Control Chart for L-60-1 Carbon/Varnish.

Figure 5 is the Industry Control Chart for L-60-1 Viscosity Increase.

Figure 6 is the Industry Control Chart of the last 50 test results for L-60-1 Pentane Insolubles.

Figure 7 is the Industry Control Chart of the last 50 test results for L-60-1 Average Sludge.

Figure 8 is the Industry Control Chart of the last 50 test results for L-60-1 Toluene.

Figure 9 is the Industry Control Chart of the last 50 test results for L-60-1 Carbon/Varnish.

Figure 10 is the Industry Control Chart of the last 50 test results for L-60-1 Viscosity Increase.

Table 1
Lost Tests Summary

Tests declared operationally invalid, aborted, or non-interpretable are summarized below by laboratory, reason, and number of lost tests:

LAB	REASON	Tests Lost
D	ABORTED, EXCESSIVE OIL LEAK BOTTOM SHAFT SEAL.	1
D	ABORTED, LOAD CONVERTER CONTROL PROBLEM.	1

Table 2

L-60-1 Timeline

Effective Date	Topic	IL#
19950901	Test Stand Motor Speed Change	95-1
19950901	Alternator Part Number Change	95-1
19950901	Air Box Heater Part Number Correction	95-1
19951115	Transforms./Correction Factors	95-1
19951103	Report Forms and Dictionary Version 19950912	95-1
19951026	Alternator Load Circuit Schematic Addition	95-2
19960122	Severity Adjustment Calculation Method	96-1
19960430	TMC One Page Addition	96-2
19960430	TMC New Address	96-2
19960531	Perfect Seal Gasket Maker Use	96-3
19960531	Gear Case Drawing (Lip Seal Use)	96-3
19960531	Report Forms and Dictionary Version 19960408	96-3
19970530	Added Percent Out Validity Criteria, Report Forms and Data Dictionary Changes (Version 19970411), Reporting of "Zero Value" Date	97-1
19970605	Revision of Primary Air Flow Spec, Removal of Air Pressure Specification	97-2
19970829	Added Average Air Box Temperature to Report Forms and Data Dictionary (Version 19970611)	97-2
19971107	Revised Precision and Bias Statement, Report Forms and Data Dictionary (Version 19970902)	97-3
19980612	Air Flow Calibration Requirement	98-1
19980623	Cleaning Agent Revision (Toluene)	98-2
19981123	Air Flow Calibration Requirement	98-3
19990100	Gear Problem (Manufacturer changed steel to lead-free metallurgy)	
19990101	Addition of CRC Gear Rating Workshop Training Requirement	98-3
19990215	Revised Gear Case Disassembly Procedure	99-1
19990301	Air Supply Line Note Addition	99-2
19990301	Data Logging Requirement	99-2
19990301	Strip Chart Requirement	99-2
19990301	Repeatability Term Change	99-2
19990609	Definition of Acceptable gears for testing due to severe ACV severity	99-3
19991016	Test Method for Pentane and Toluene Insolubles	99-4
20000427	Testing With Used Gears Discontinued	00-1
20000427	New Gear Batch 7-99 Introduced	
20020501	CRC Rating Manual 20	02-1
20020501	Report Forms and Data Dictionary	02-1
20020710	Test Gear Preparation	02-2
20020710	Shaft Oil Lip Seal	02-2
20020710	Speedi-Sleeve	02-2
20020710	Joint Radial Seal (V Ring)	02-2
20020710	End of Test Oil Drain	02-2
20020710	Instrument Calibration Frequency	02-2

Table 2 (Continued)

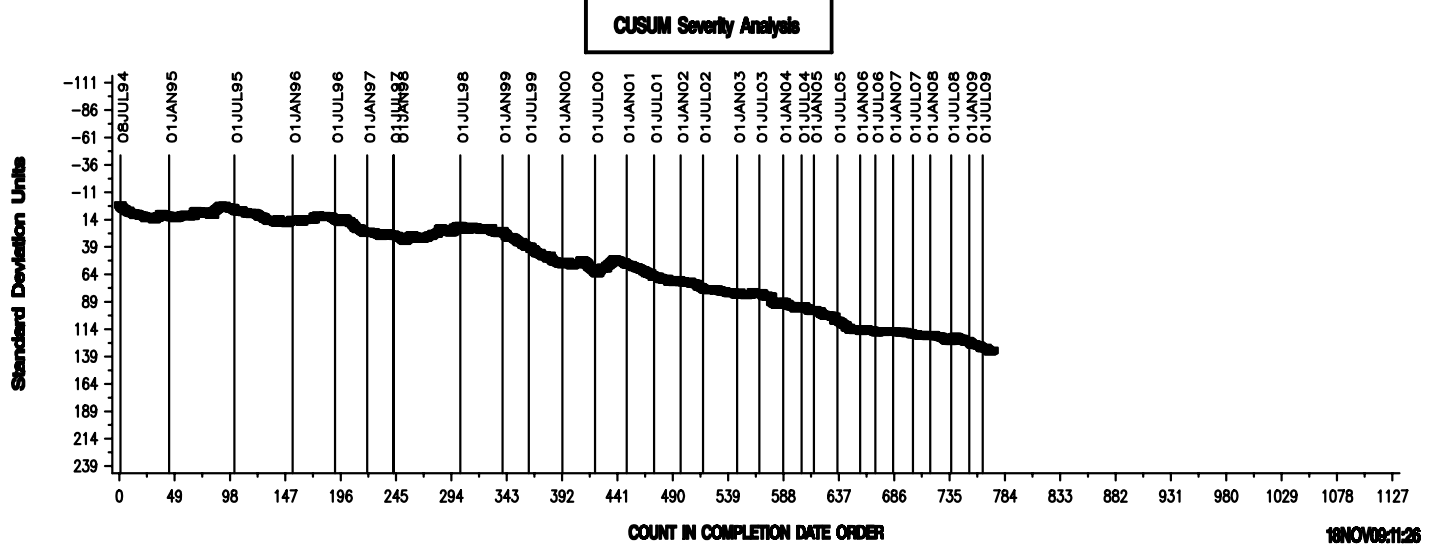
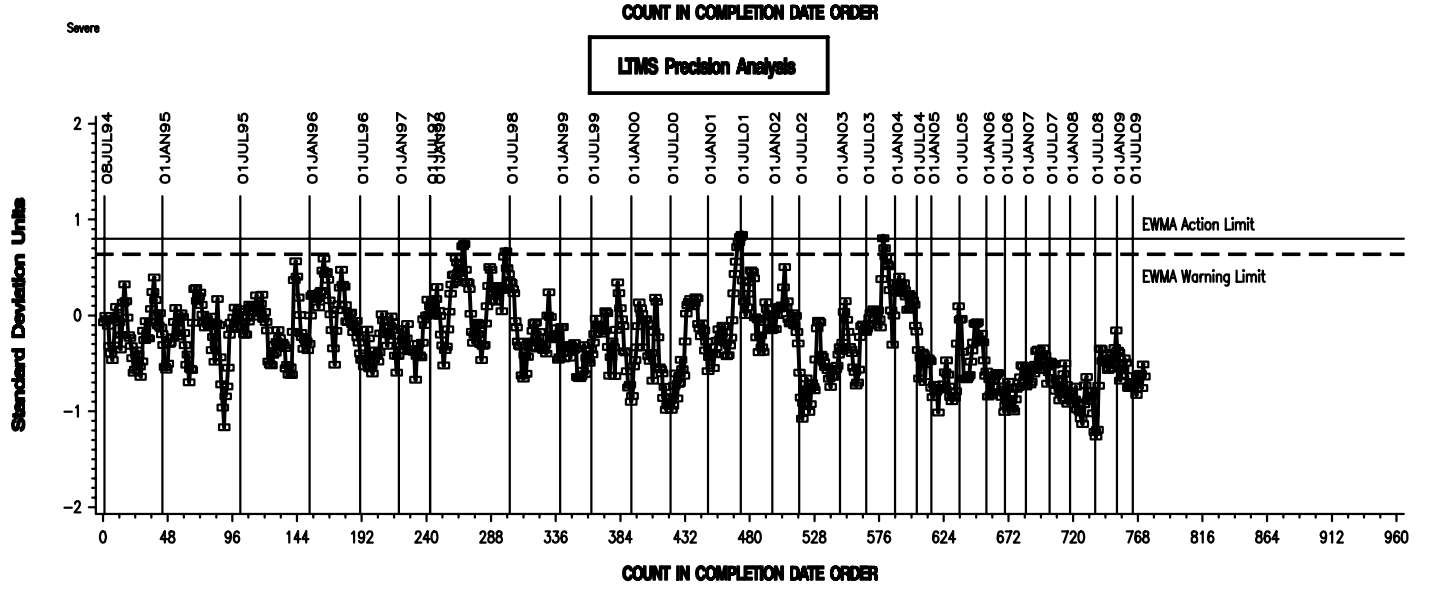
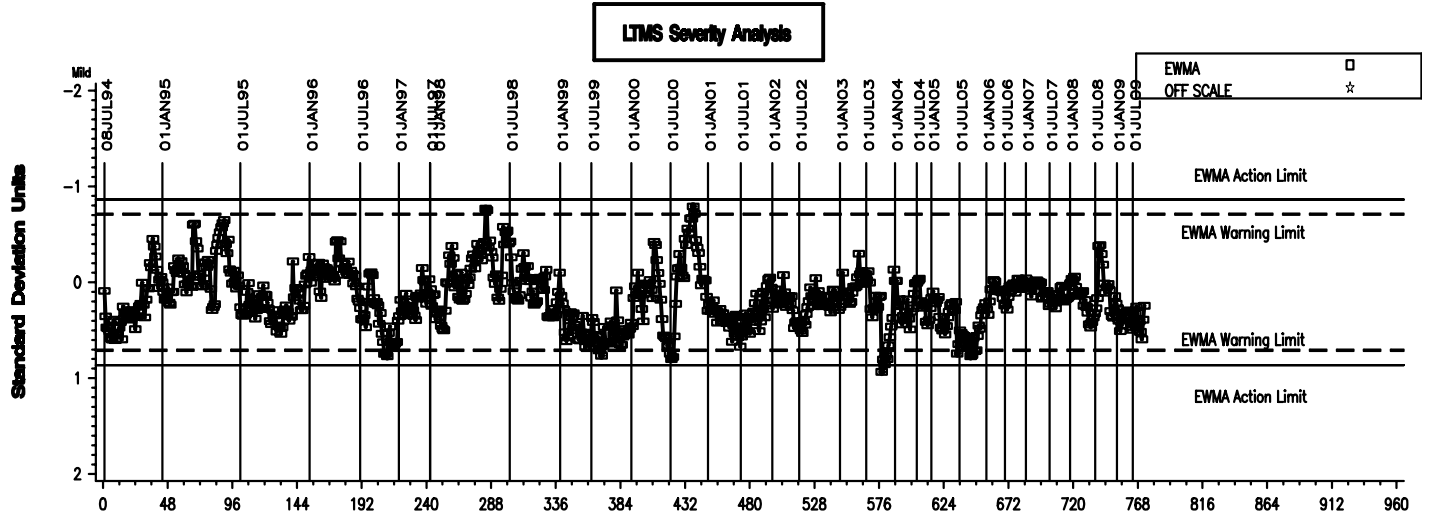
L-60-1 Timeline

Effective Date	Topic	IL#
20021201	Revised End of Test Oil Drain Procedure	03-1
20021201	Pre-Test Gear Preparation	03-1
20030205	Revised End of Test Oil Drain Procedure	03-2
20030430	Heater Blower Air Output	03-2
20030430	Digital Manometer	03-3
20030430	Revised Heater Blower Air Output Verification	03-3
20030506	Non-interpretable Tests	03-3
20030506	Revisions to the Use of Warning Statements	03-3
20030801	Revised Heater Blower Air Output Verification	03-4
20030801	Preso Low Loss Venturi Meter and Dwyer Digital Manometer Calibration	03-4
20040101	Cleaning Solvent Specification	03-5
20040401	Revised Gear Case Cleaning Procedure	04-1
20040401	Revised Carbon Depth Rating Guidelines	04-1
20040401	Editorial Changes to Precision Statement	04-1
20040630	Air Flow Controller Calibration Standard Model Number Addition	04-2
20040630	Revised Precision Statement	04-2
20050225	Revised Solvent Specification	05-1
20050225	Carbon Varnish Rating Procedure	05-1
20050225	Donated Reference Oil Test Programs/Calibration period Length Adjustment	05-1
20050421	Updated Test Precision	05-2
20050421	Rounding Test Results Using ASTM E 29	05-2
20051010	Nitrile and Laytex Gloves for Catalysts Handling	05-3
20060711	Revised Copper Catalyst Strip Cleaning Procedure	06-1
20060711	Editorial Revision	06-1
20061011	Phase Out of Manufacturer's Name and Updated Part Number for Lip Seal, Speedi-Sleeve Seal, and Joint Radial Seal.	06-2
20071115	Revised Downtime Wording	07-1
20090707	Revised Figure A2.1	09-1

Figure 1

L-60-1 INDUSTRY OPERATIONALLY VALID DATA

REFERENCE FINAL PENTANE INSOLUBLES



L-60-1 INDUSTRY OPERATIONALLY VALID DATA

REFERENCE FINAL AVERAGE SLUDGE

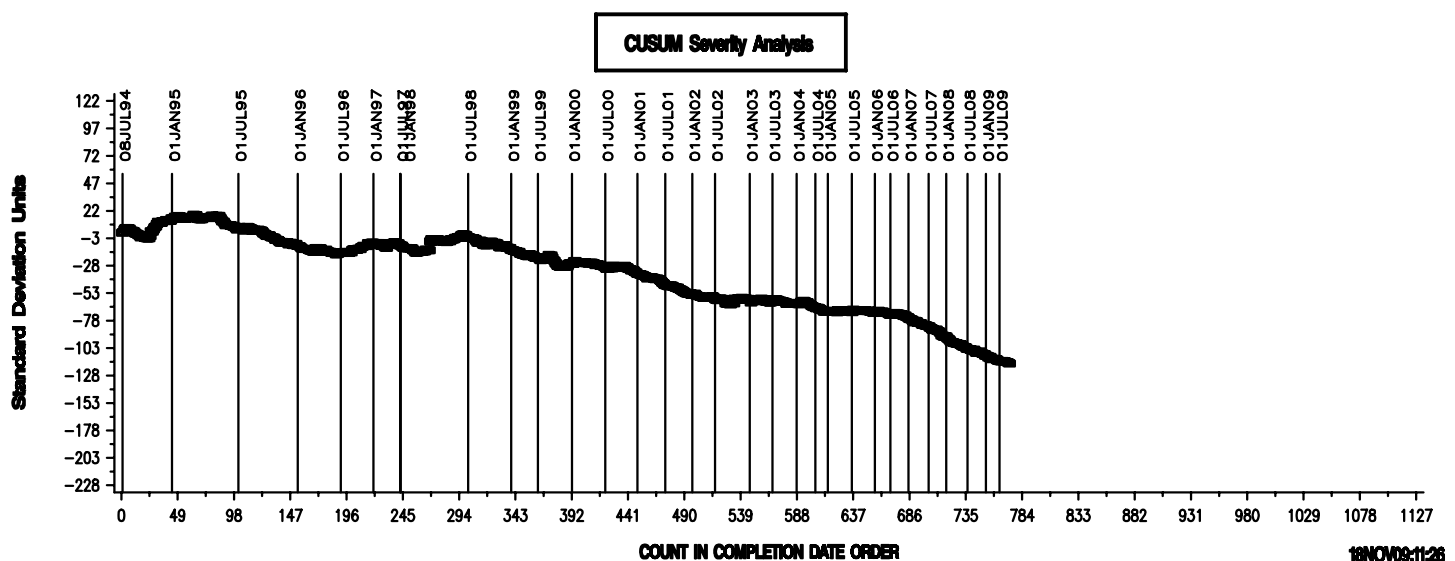
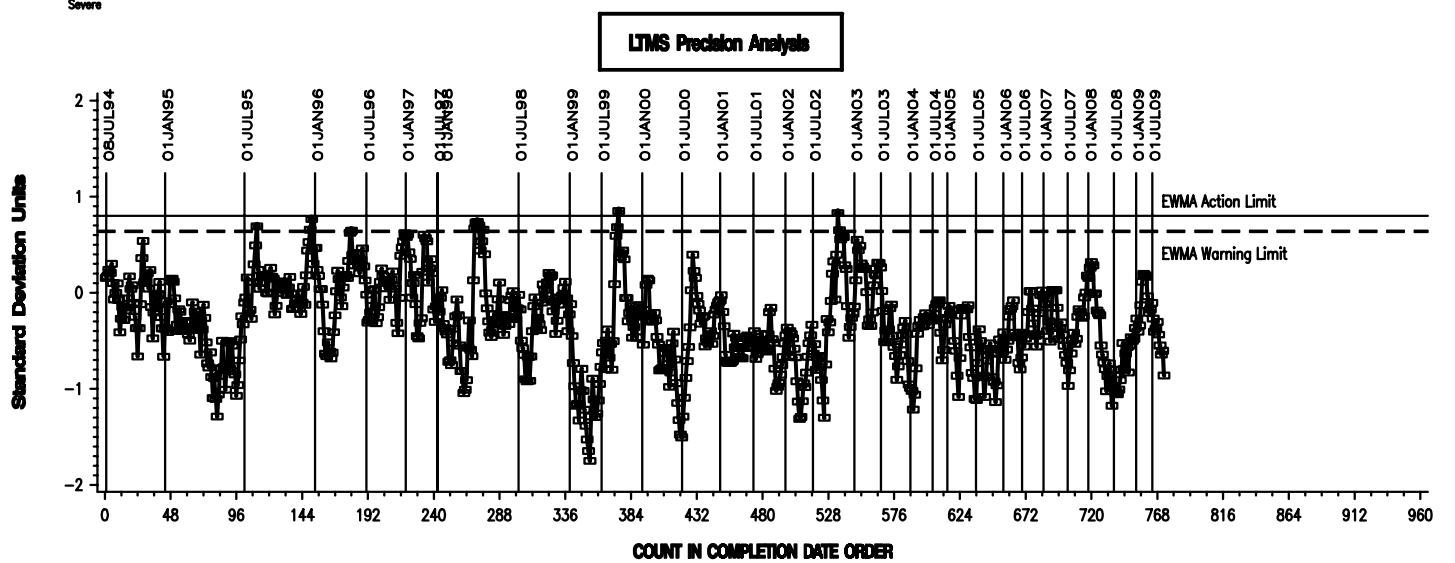
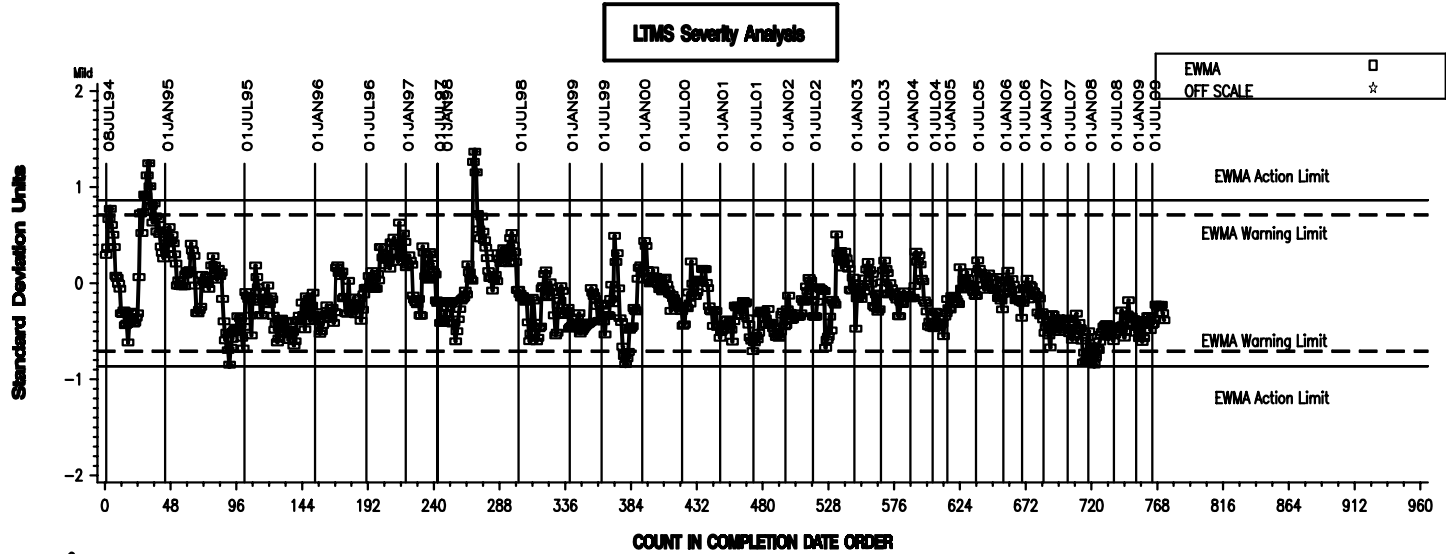


Figure 3

L-60-1 INDUSTRY OPERATIONALLY VALID DATA

REFERENCE FINAL TOLUENE INSOLUBLES

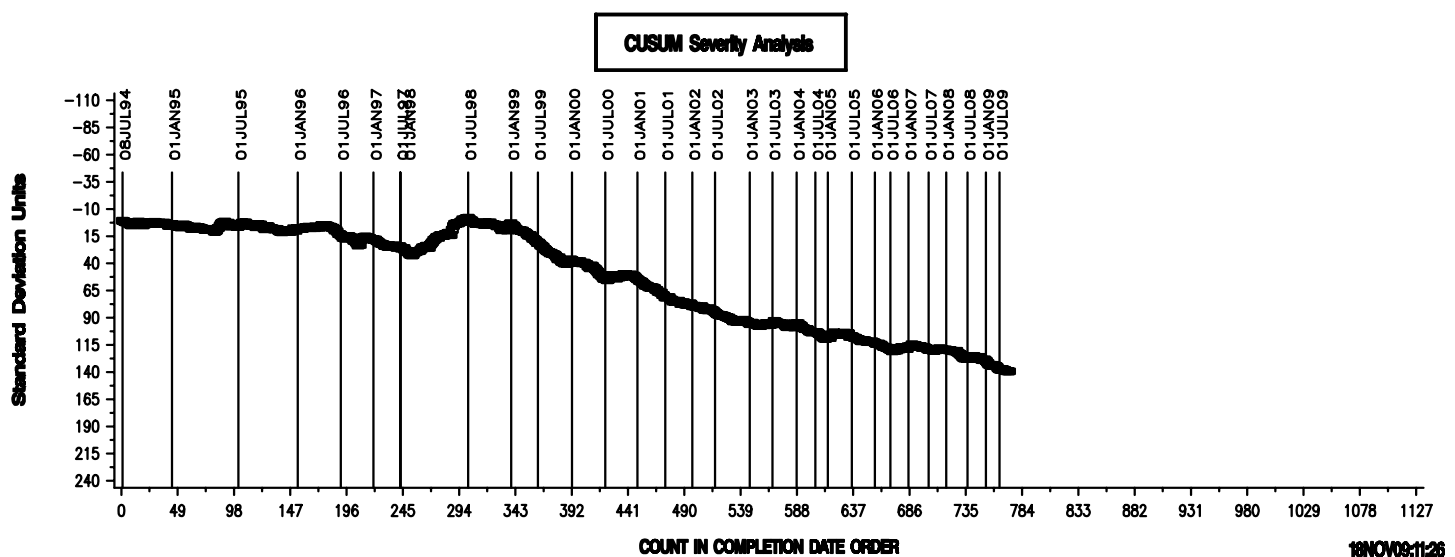
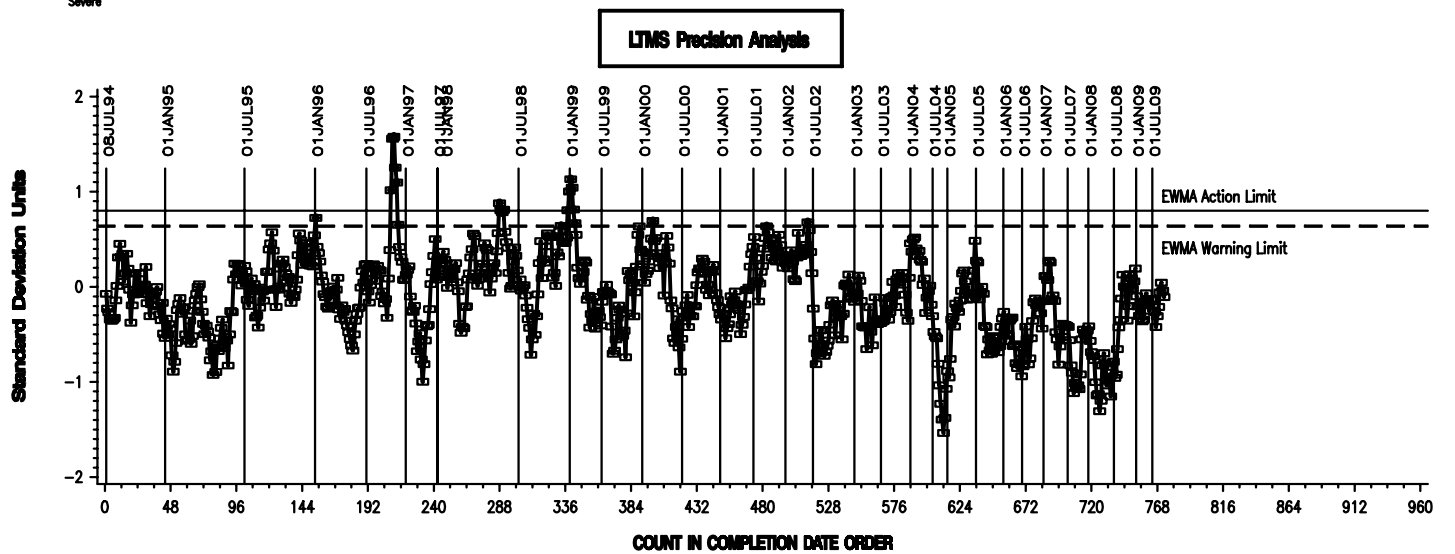
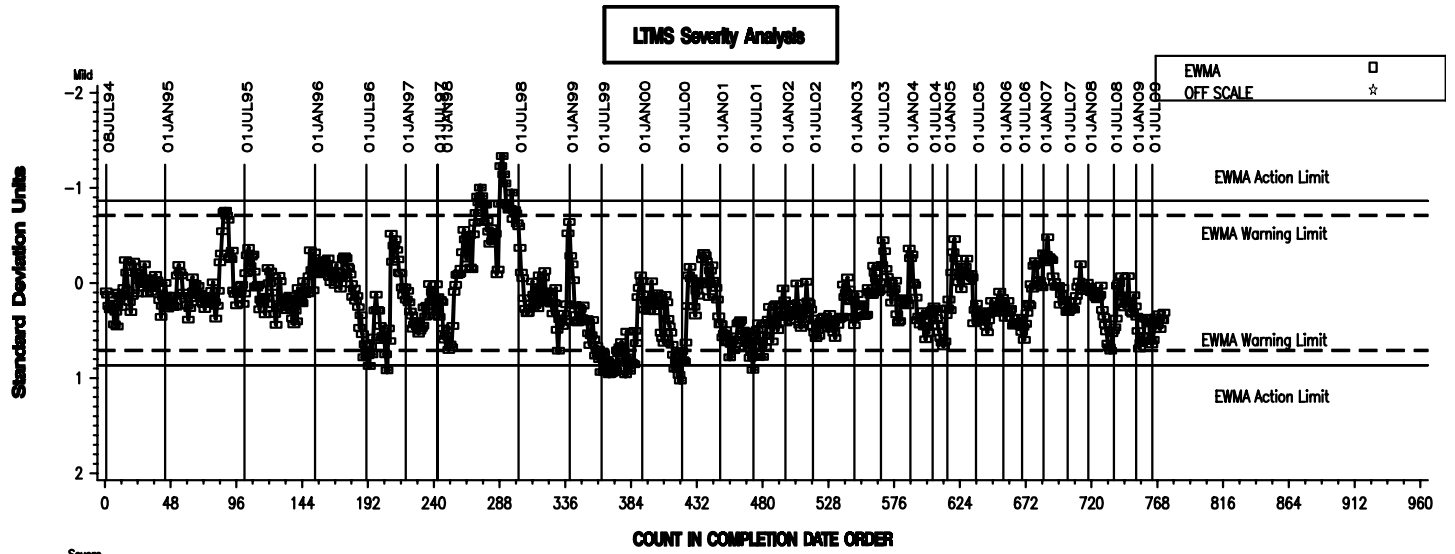


Figure 4

L-60-1 INDUSTRY OPERATIONALLY VALID DATA

REFERENCE FINAL AVERAGE CARBON/ VARNISH

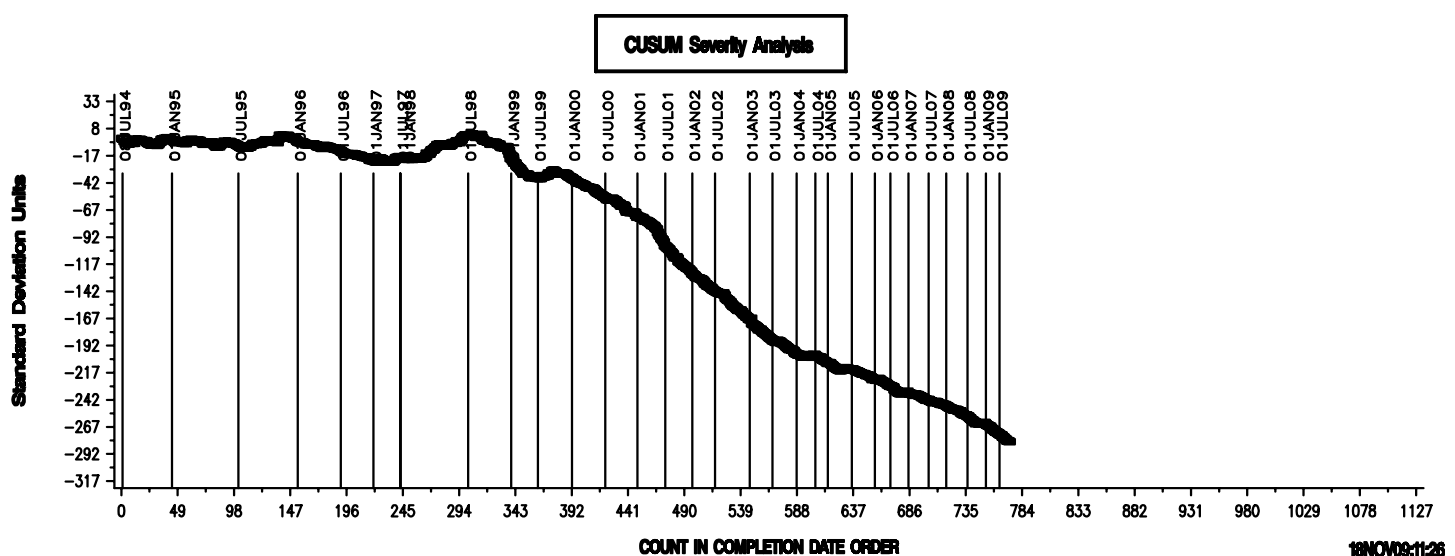
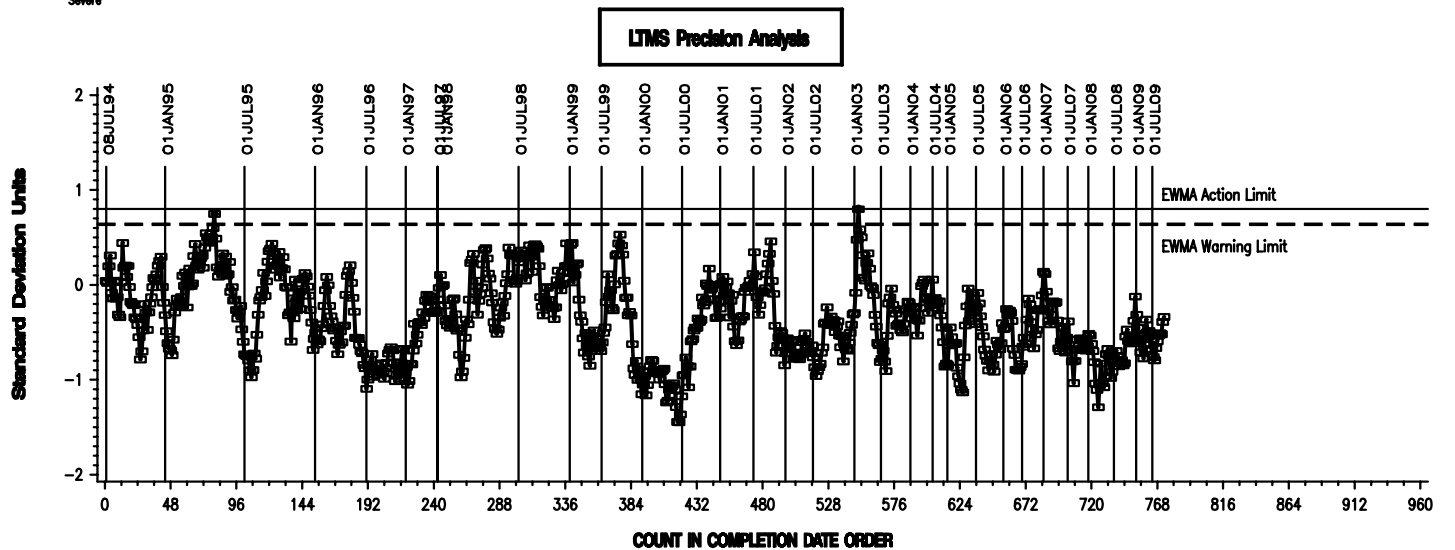
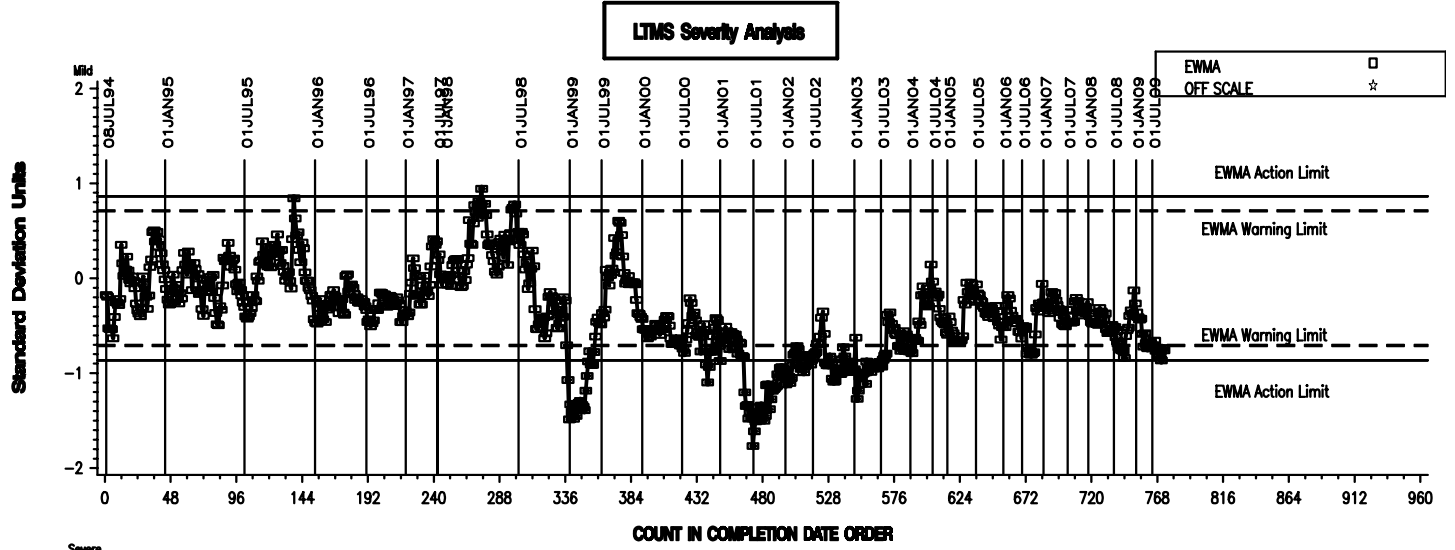


Figure 5

L-60-1 INDUSTRY OPERATIONALLY VALID DATA

REFERENCE FINAL VISCOSITY INCREASE

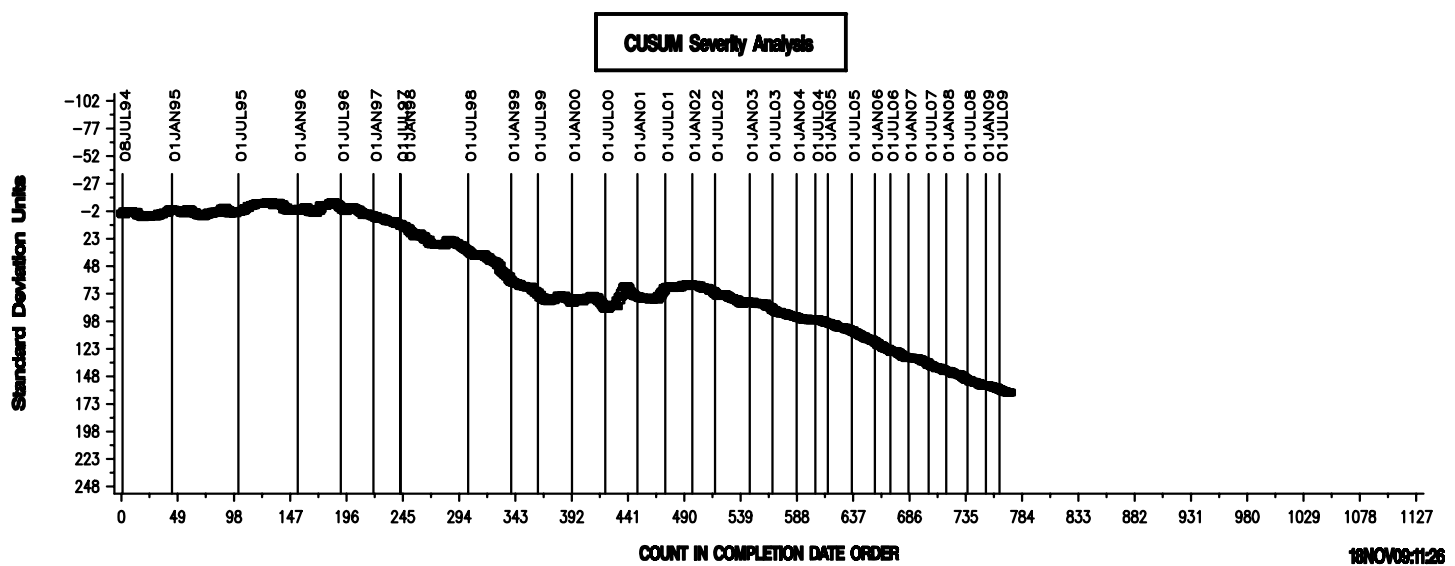
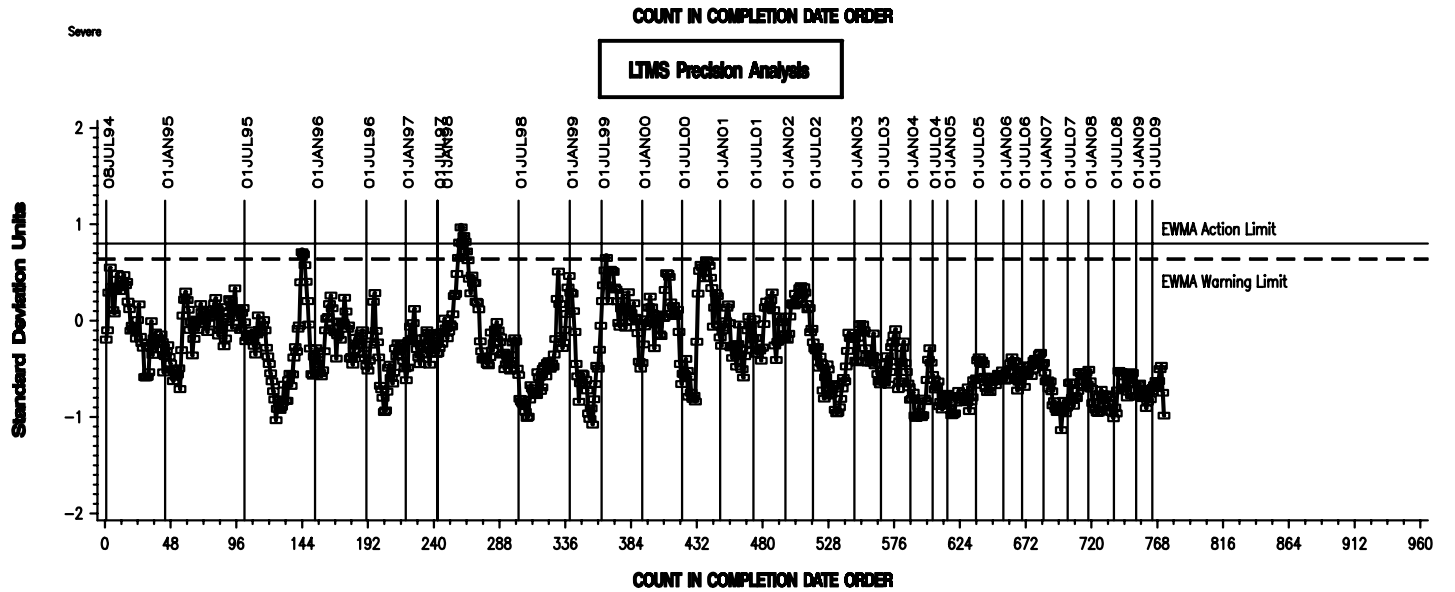
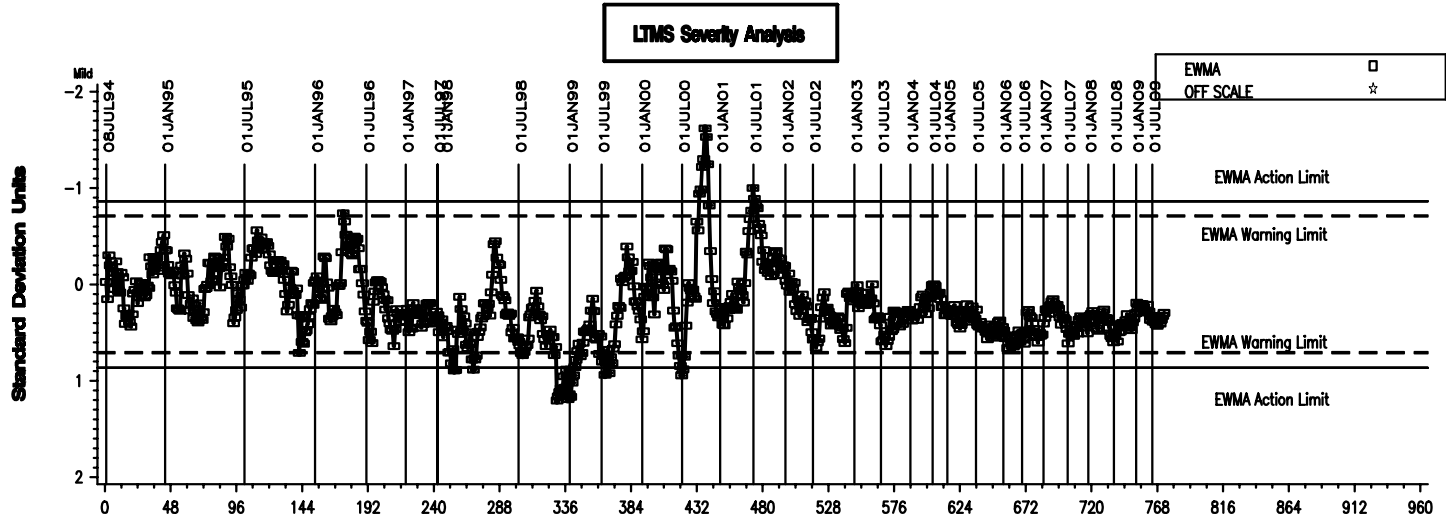


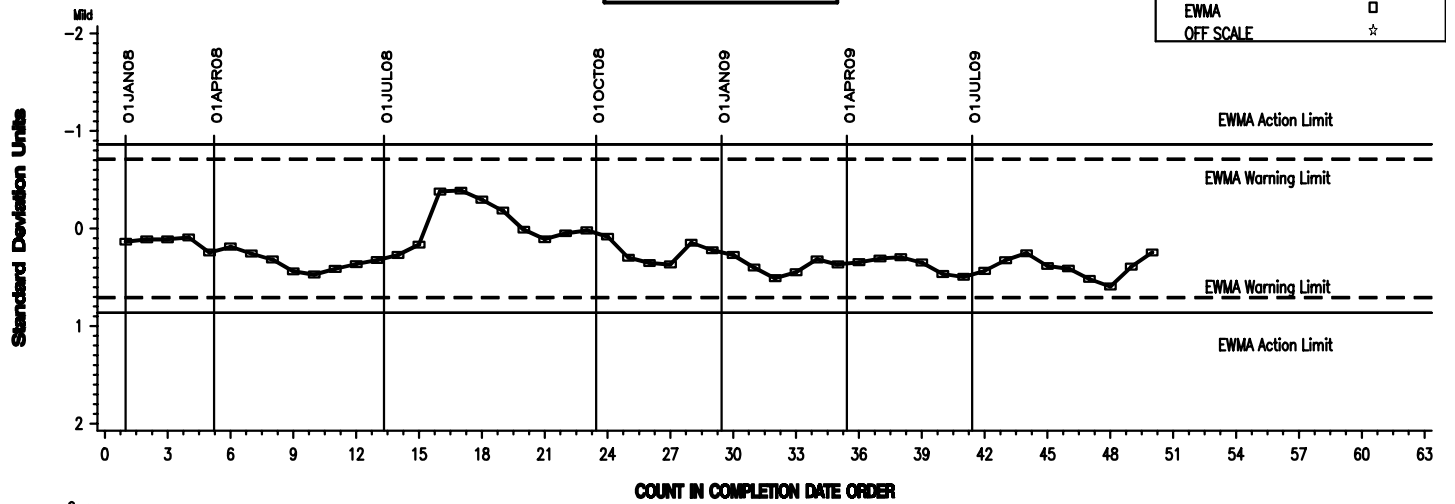
Figure 6

L-60-1 INDUSTRY OPERATIONALLY VALID DATA

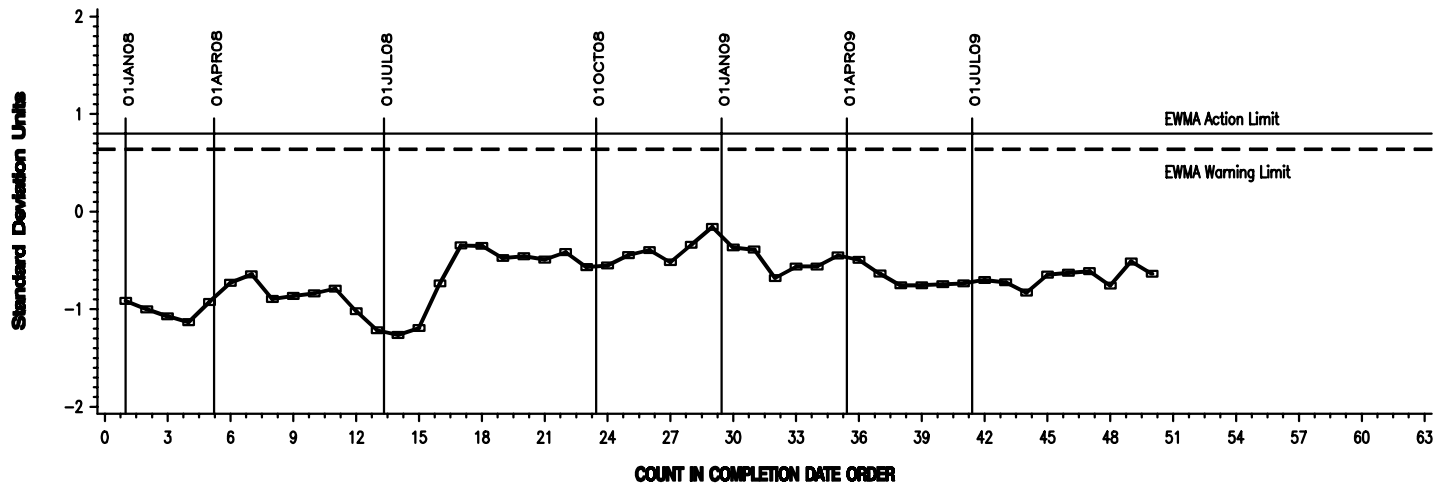
Last 50 Test Results

REFERENCE FINAL PENTANE INSOLUBLES

LTMS Severity Analysis



LTMS Precision Analysis



CUSUM Severity Analysis

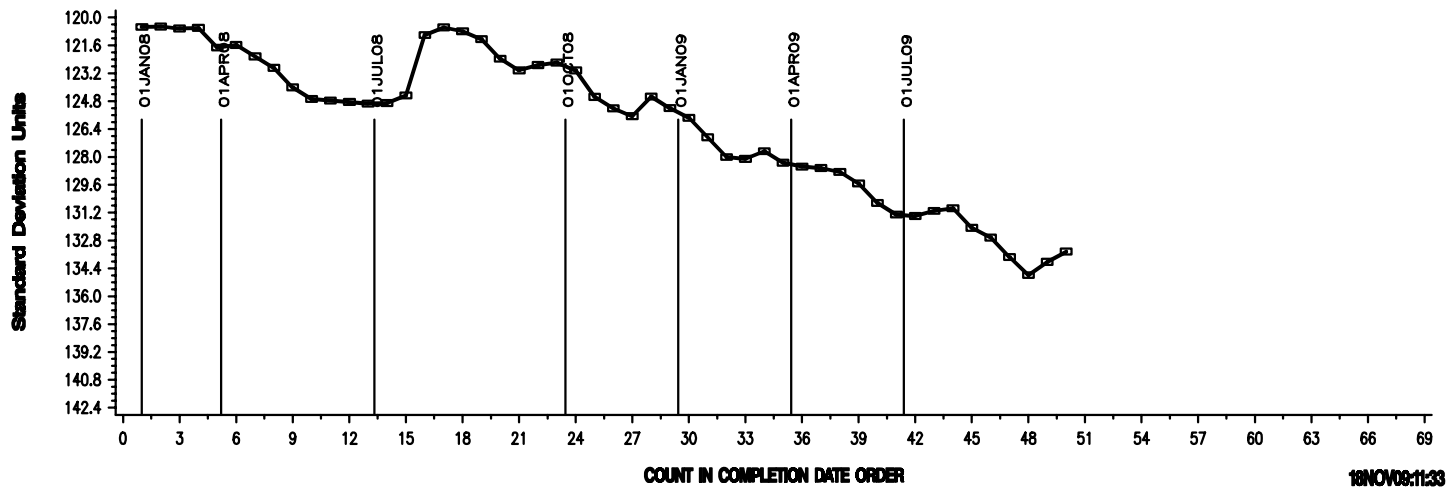


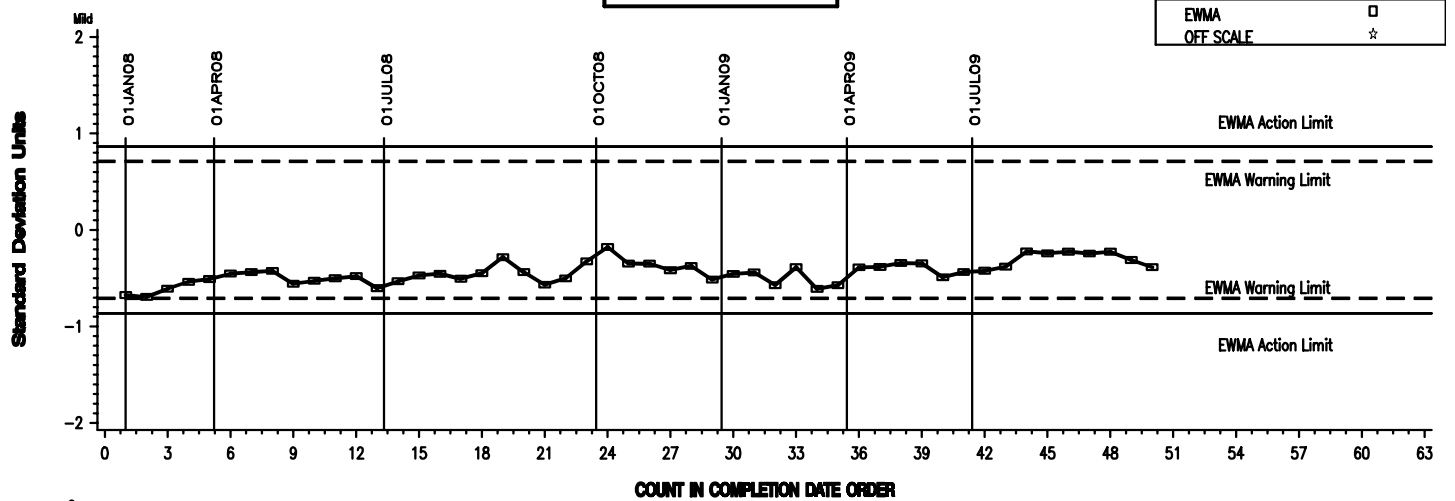
Figure 7

L-60-1 INDUSTRY OPERATIONALLY VALID DATA

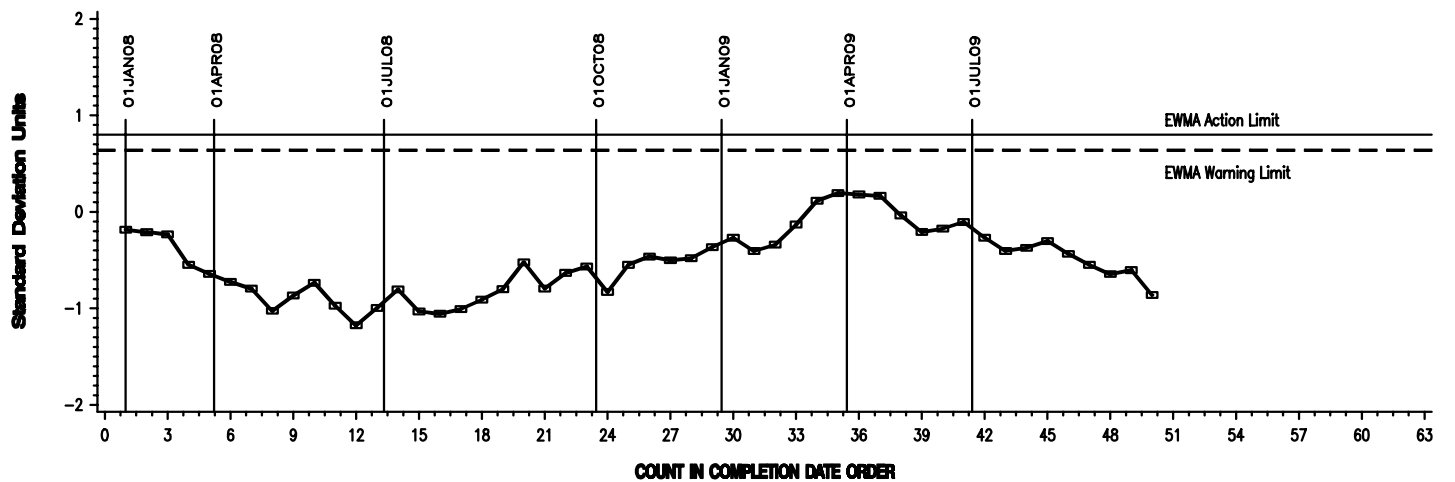
Last 50 Test Results

REFERENCE FINAL AVERAGE SLUDGE

LTMS Severity Analysis



LTMS Precision Analysis



CUSUM Severity Analysis

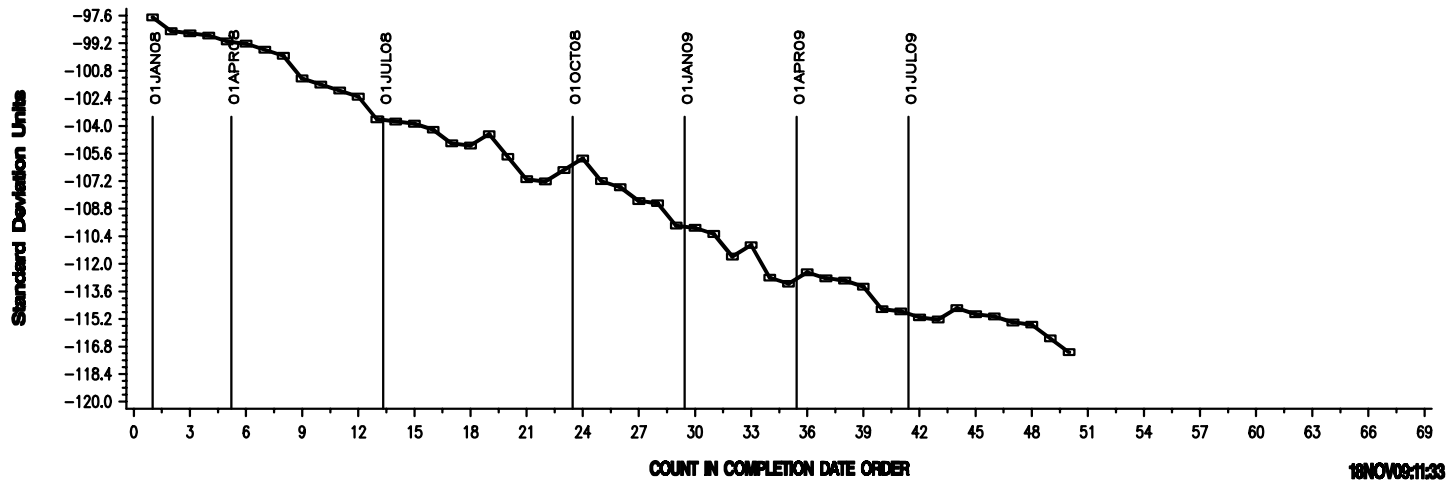


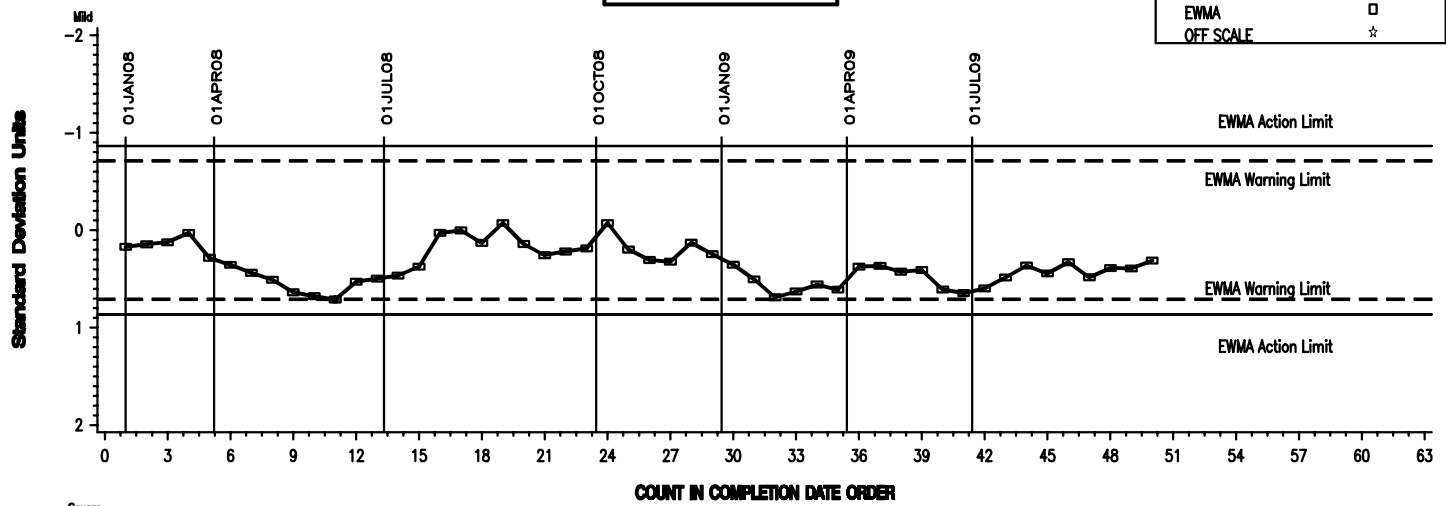
Figure 8

L-60-1 INDUSTRY OPERATIONALLY VALID DATA

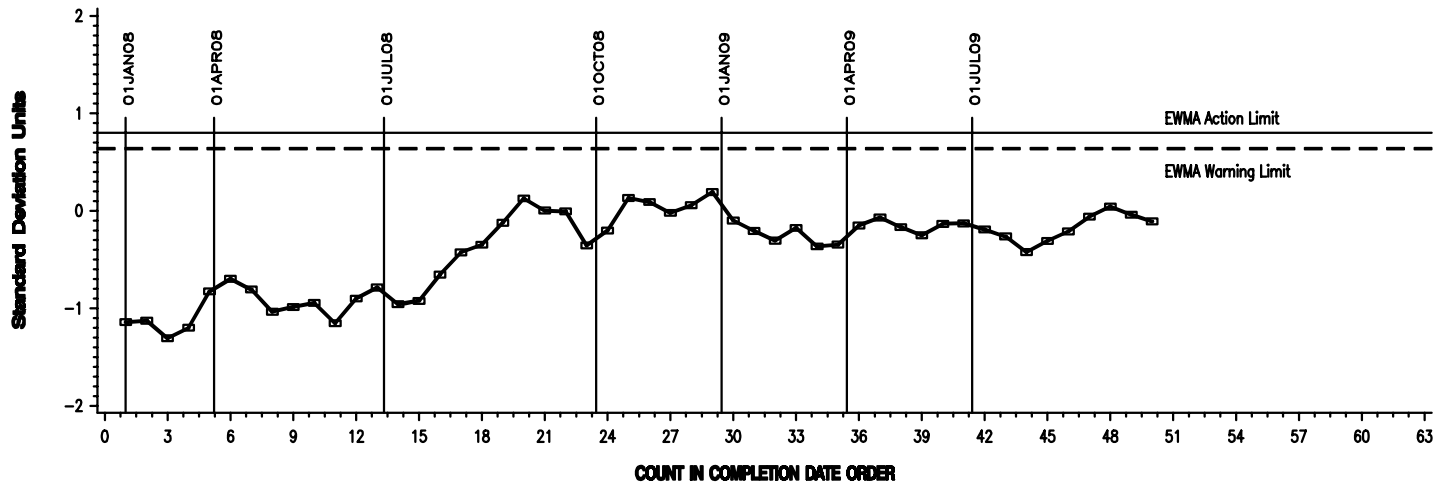
Last 50 Test Results

REFERENCE FINAL TOLUENE INSOLUBLES

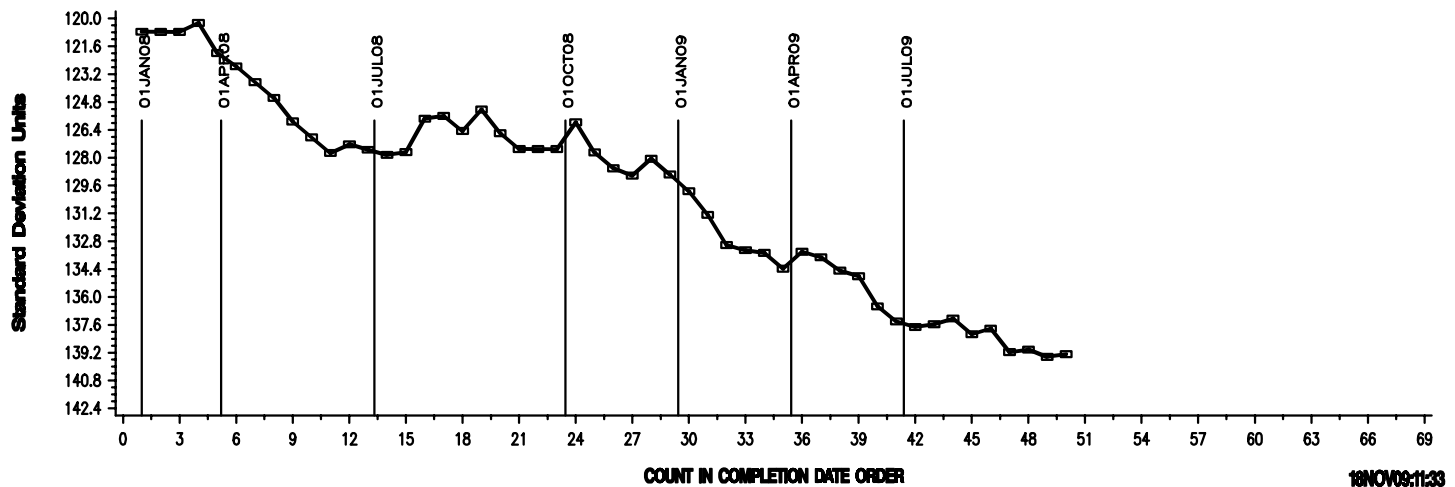
LTMS Severity Analysis



LTMS Precision Analysis



CUSUM Severity Analysis

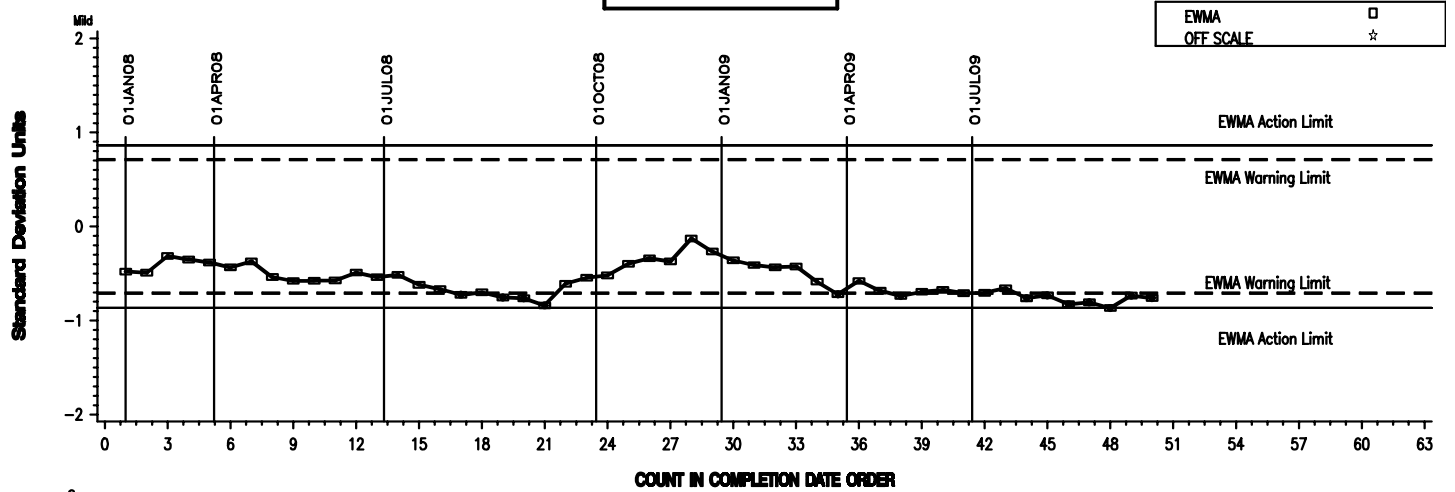


L-60-1 INDUSTRY OPERATIONALLY VALID DATA

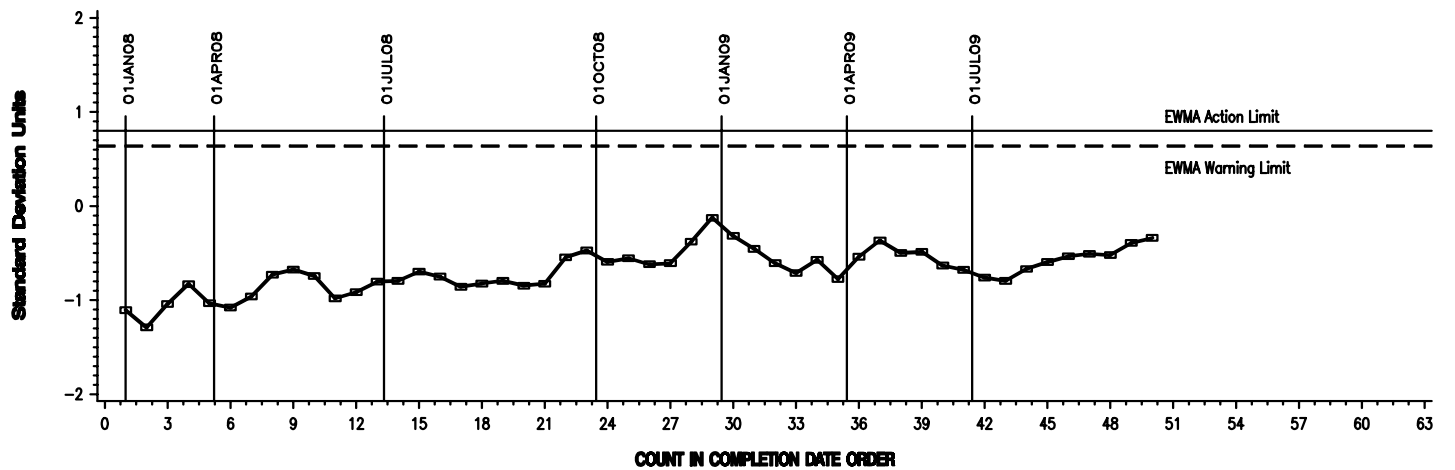
Last 50 Test Results

REFERENCE FINAL AVERAGE CARBON VARNISH

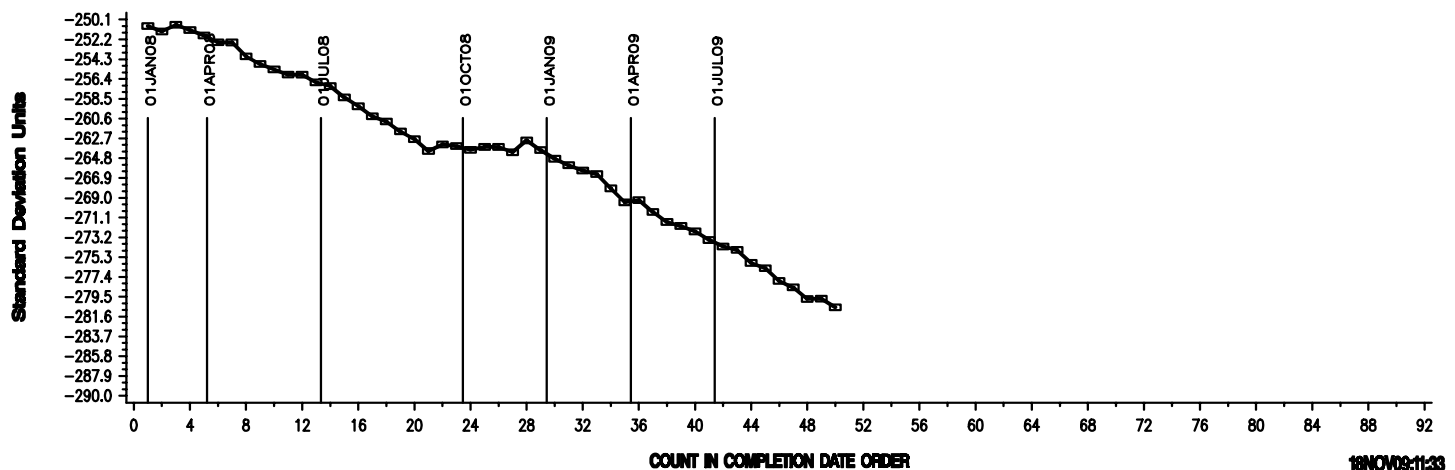
LTMS Severity Analysis



LTMS Precision Analysis



CUSUM Severity Analysis

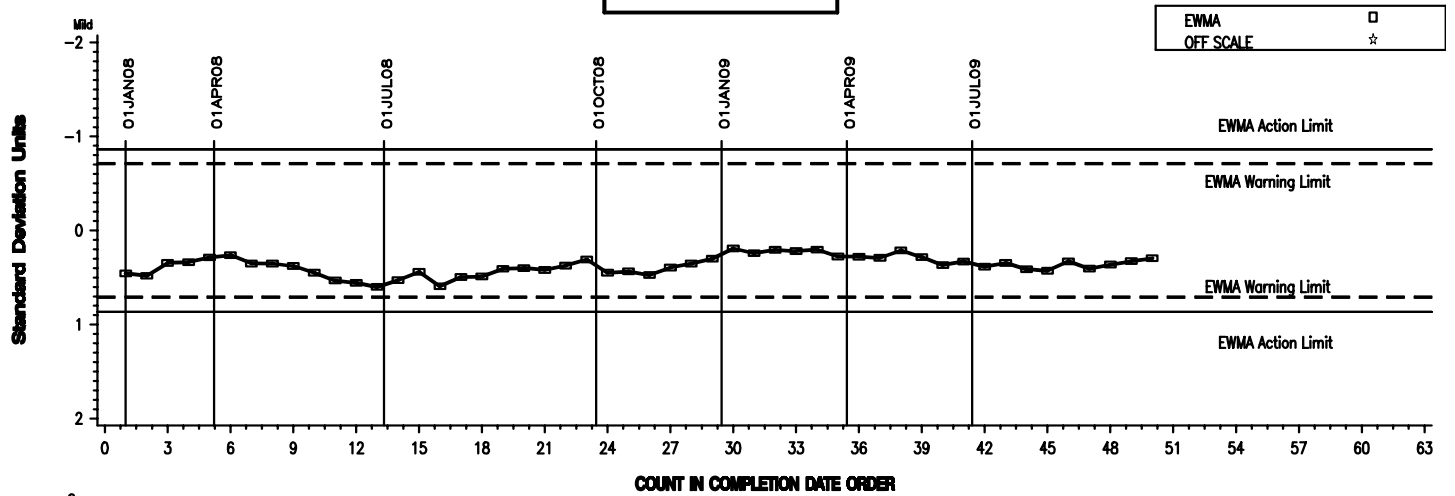


L-60-1 INDUSTRY OPERATIONALLY VALID DATA

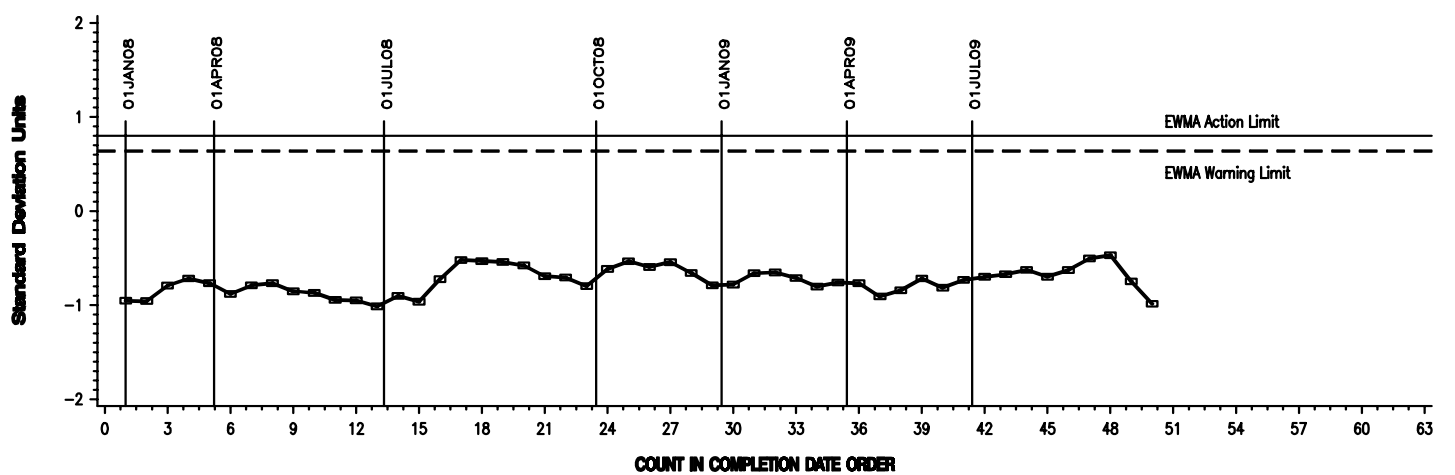
Last 50 Test Results

REFERENCE FINAL VISCOSITY INCREASE

LTMS Severity Analysis



LTMS Precision Analysis



CUSUM Severity Analysis

