



# Test Monitoring Center

6555 Penn Avenue  
Pittsburgh, PA 15206-4489  
(412) 365-1000

MEMORANDUM: 06-017

DATE: April 11, 2006

TO: Brian Koehler, Chairman, High Temperature Cyclic Durability Test Surveillance Panel

FROM: Donald Lind

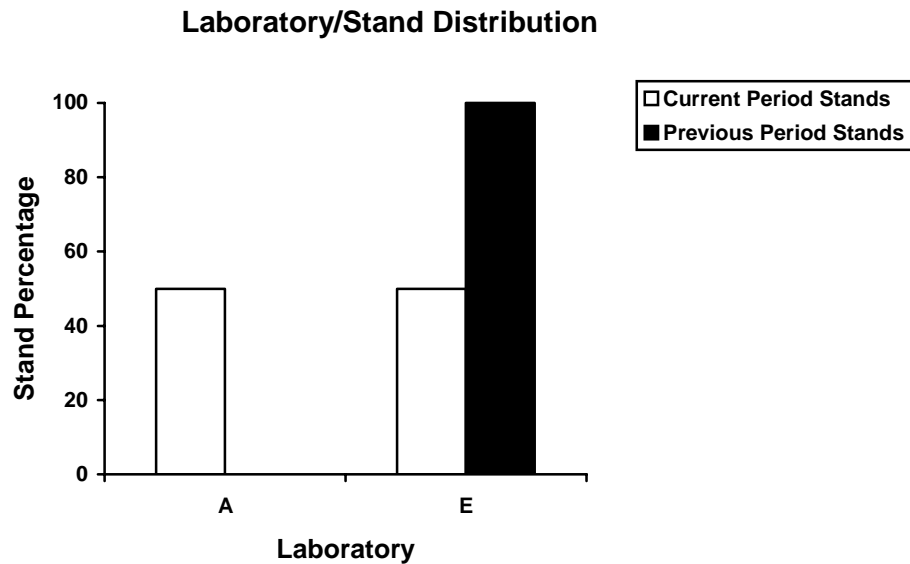
SUBJECT: High Temperature Cyclic Durability Reference Test Status from October 1, 2005 through March 31, 2006

The following is a summary of High Temperature Cyclic Durability reference oil tests that were reported to the Test Monitoring Center during the period October 1, 2005 through March 31, 2006.

## Lab/Stand Distribution

	Reporting Data	Calibrated as of 3/31/06
Laboratories	2	2
Stands	2	2

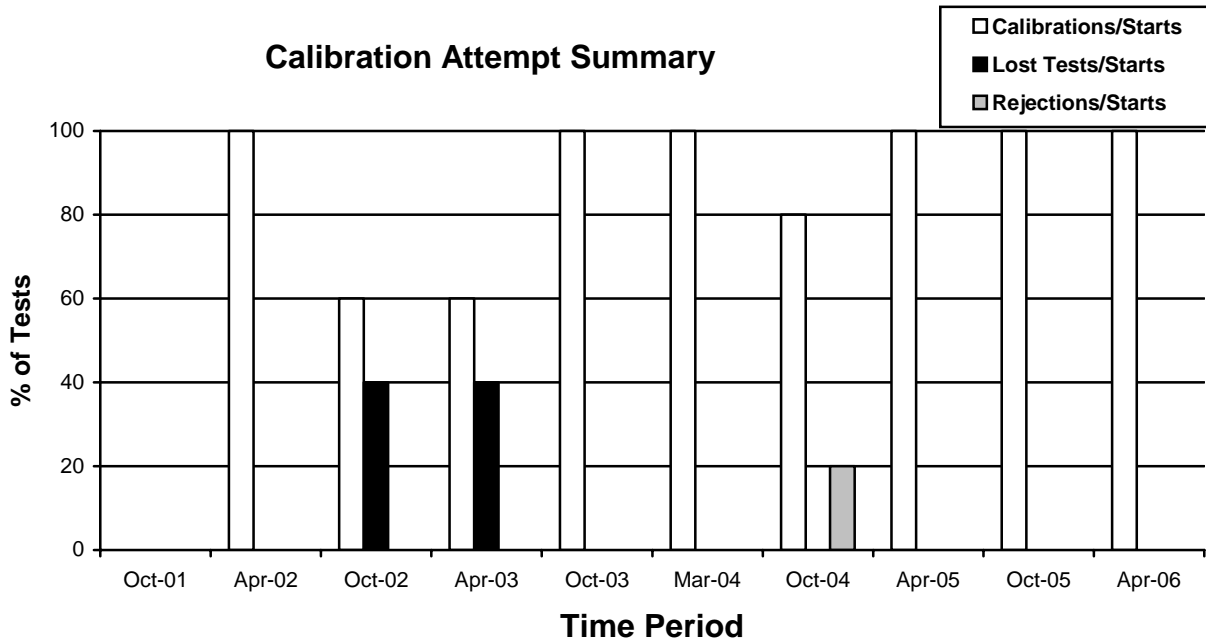
The following chart shows the laboratory/stand distribution:



The following summarizes the status of the reference oil tests reported to the TMC:

	TMC Validity Codes	No. of Tests
Operationally and Statistically Acceptable	AC	3
Statistically Unacceptable	OC	0
Operationally Invalid, Laboratory Determination	LC	0
Total		3

Calibrations per start, lost tests per start and rejections per start rates are summarized below:



The calibration per start, rejections per start, and lost test per start rates have remained the same with respect to the previous period.

Severity and Precision

Figure 1 is the industry control chart. Figure 2 is the industry control chart of the last 20 test results. The average  $\Delta/s$  for this period is -0.79 severe. The severe trend appears to be related to configuration 2 hardware. This severe trend has been evident since January of 2003 when configuration 1 hardware was depleted requiring all testing to be conducted on configuration 2 hardware. There were two EWMA severity warning alarm this report period. The alarms were not related to any one lab or reference oil. There were no EWMA precisions alarms this report period.

Information Letters

There were no information letters issued during this report period.

TMC Lab Visits

There was one lab visit conducted this report period with no discrepancies to report.

Reference Oil

The following is a listing of reference oils with the expected number of tests remaining at the Test Monitoring Center and at the testing laboratories. HTCT reference oils are shipped in quantities of 11 gallons per test.

Oil	Volume at TMC (Gallons)	Number of Tests Remaining at TMC	Number of Tests Remaining at Labs	Total Number of Tests Remaining
150-2	114	10	4	14
151-3	*	*	3	*
155	**	**	4	**

\* 103 Gallons (Multiple test area usage)

\*\* 466 Gallons (Multiple test area usage)

DML/dml

Attachments

c: High Temperature Cyclic Durability Test Surveillance Panel

Frank M. Farber

<ftp://ftp.astmtmc.cmu.edu/docs/gear/htct/semiannualreports/htct-04-2006.pdf>

Distribution: Email

Listing of Tables and Figures Included as Part of This Report to the High Temperature Cyclic Durability  
Test Surveillance Panel

Table 1 is the High Temperature Cyclic Durability Test Industry Timeline.

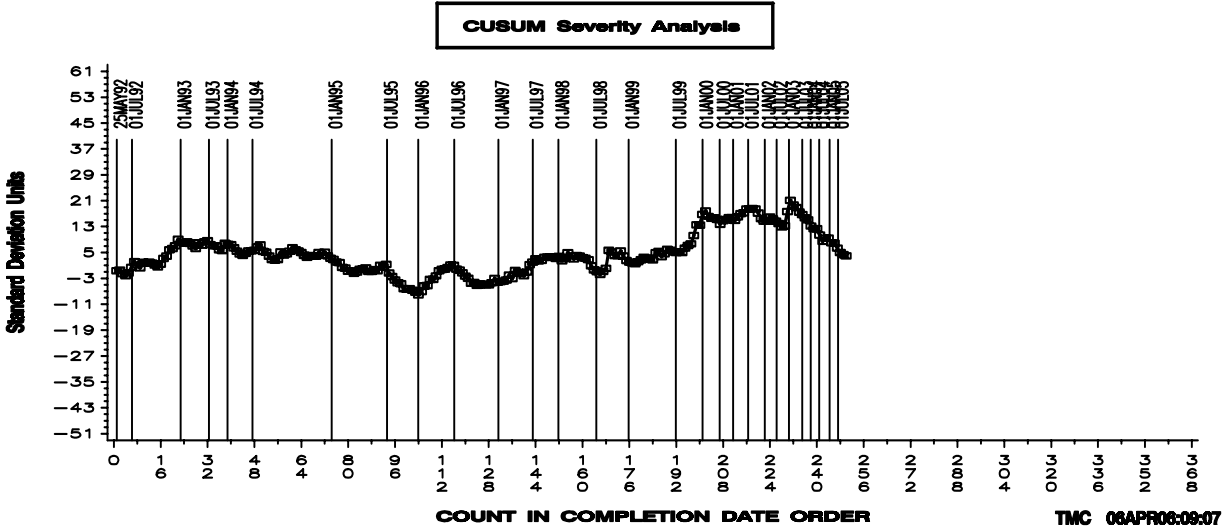
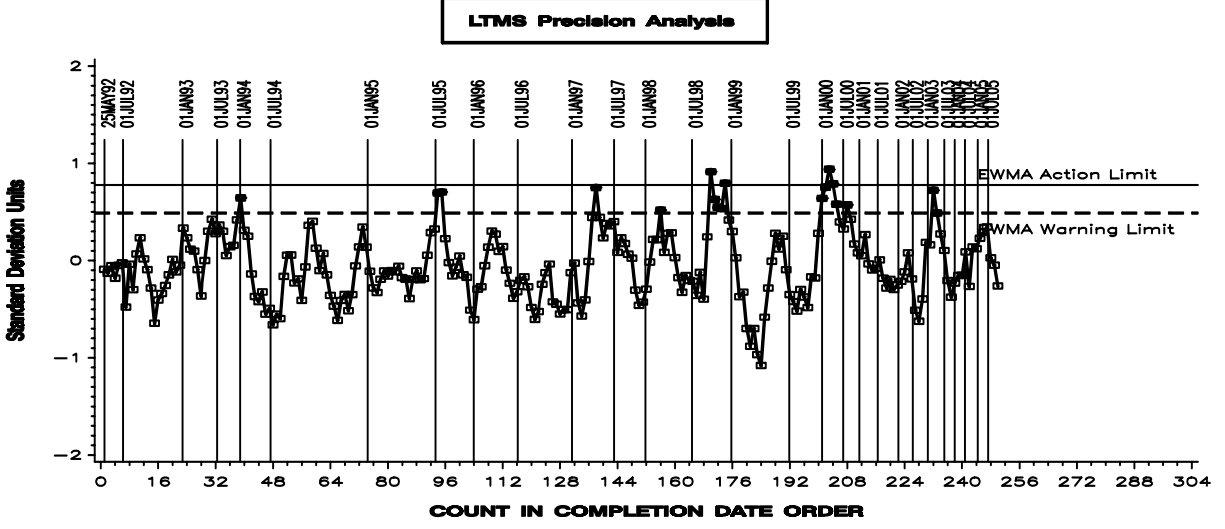
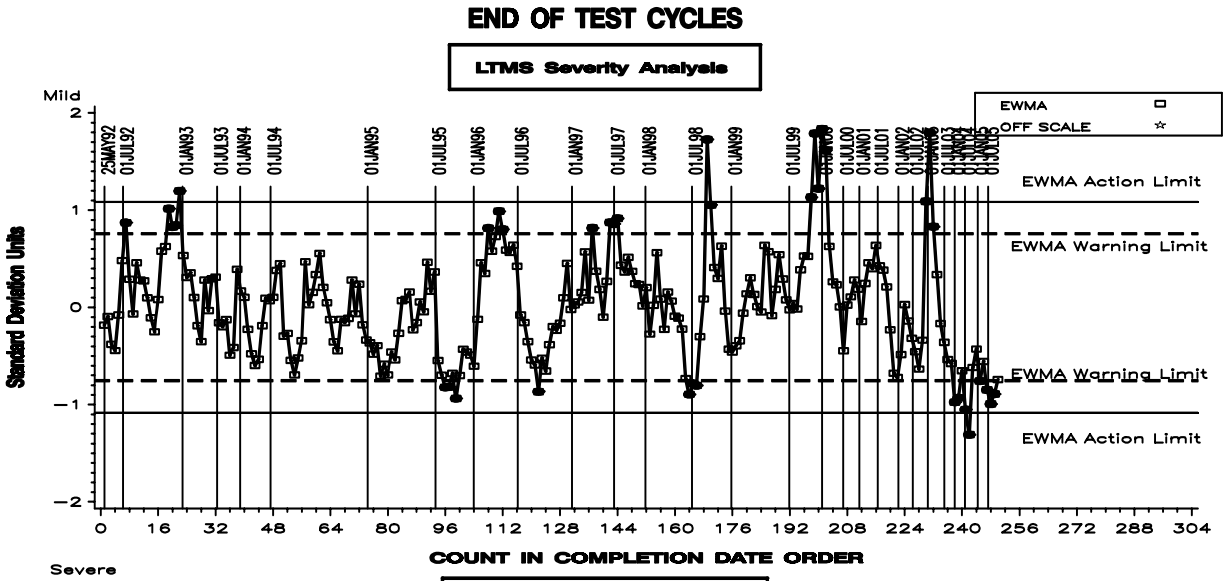
Figure 1 is the Industry control chart for Cycles to Unsynchronized Shifts.

Figure 2 is the Industry control chart of the last 20 results for Cycles to Unsynchronized Shifts.

Table 1

<b>High Temperature Cyclic Durability Industry Timeline</b>		
<b>Effective Date</b>	<b>Topic</b>	<b>IL#</b>
19960701	Surveillance Panel Approved Acceptance Bands and Targets	
19970324	Forms and Data Dictionary Changes, Version 19970128	97-1
19961210	Change to Allow Replacement of Main Box Shift Rail Cover With Aluminum Plate	97-1
19970918	Replacement of Appendix X1 With Annex A5 (Editorial Changes)	97-2
19971110	Revision to Coast Down Time Measurement	97-3
19980209	Revisions to Shift Time Definition and Inclusion of Shift Time Plot	98-1
19980215	First Test on New Synchronizer Assembly (Part Number 320KB459)	
19980626	Defined Acceptable Hardware Configurations. Revised Report Forms and Data Dictionary to Document Hardware Configuration Utilized.	98-2
19990413	Clarified the Calibration Period, Allows Non-reference Oil Tests to Start Up to and Including the Last Day of the Calibration Period.	99-1
19990625	Redefined Acceptable Hardware Configurations.	99-2
20000613	Required the Use of Wellman Single Batch Friction Plates for Tests Starting On or After 6/13/00	00-1
20020920	Failing Reference Oil Run Requirement	02-1
20020920	Test Hardware Correction and Revisions	02-1
20030916	Report Forms and Data Dictionary	03-1
20040101	Cleaning Solvent Specification	03-1
20041203	One Quart Test Oil EOT Save Requirement Dropped	04-1
20050221	Revised Solvent Specification	05-1
20050504	Surveillance Panel Use of Donated Reference Oil Test Programs	05-2
20050504	Guidelines for Shortening or Lengthening Reference Oil Calibration Periods	05-2
20050504	Updated Test Precision	05-2
20050504	Rounding Test Results Using ASTM E 29	05-2
20050504	Piston, High Low Range Shift Outside Diameter Specification	05-2
20050504	Company Name Change	05-2

# HTCT INDUSTRY OPERATIONALLY VALID DATA



# HTCT INDUSTRY OPERATIONALLY VALID DATA

