




Test Monitoring Center

Carnegie Mellon University
6555 Penn Avenue, Pittsburgh, PA 15206, USA

<http://astmtmc.cmu.edu>
412-365-1000

MEMORANDUM: 10-044
DATE: October 25, 2010
TO: Andrew Ritchie, Chairman, Sequence VG Surveillance Panel
FROM: Richard E. Grundza 
SUBJECT: Sequence VG Reference Test Status from April 1, 2010 through September 30, 2010

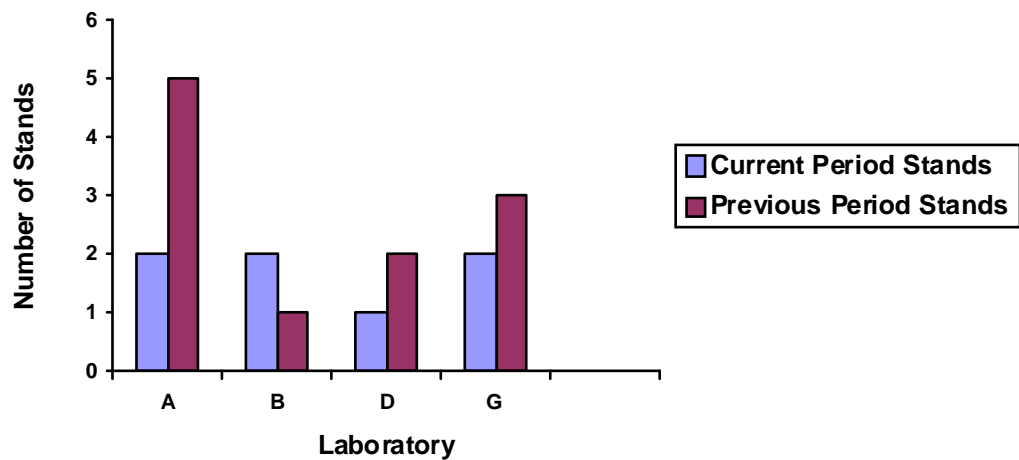
The following is a summary of Sequence VG reference tests that were completed during the period April 1, 2010 through September 30, 2010.

Lab/Stand Distribution

	Reporting Data	Calibrated as of 9/30/10
Number of Laboratories	4	4
Number of Stands	7	5

The following chart shows the laboratory/stand distribution:

Laboratory/Stand Distribution

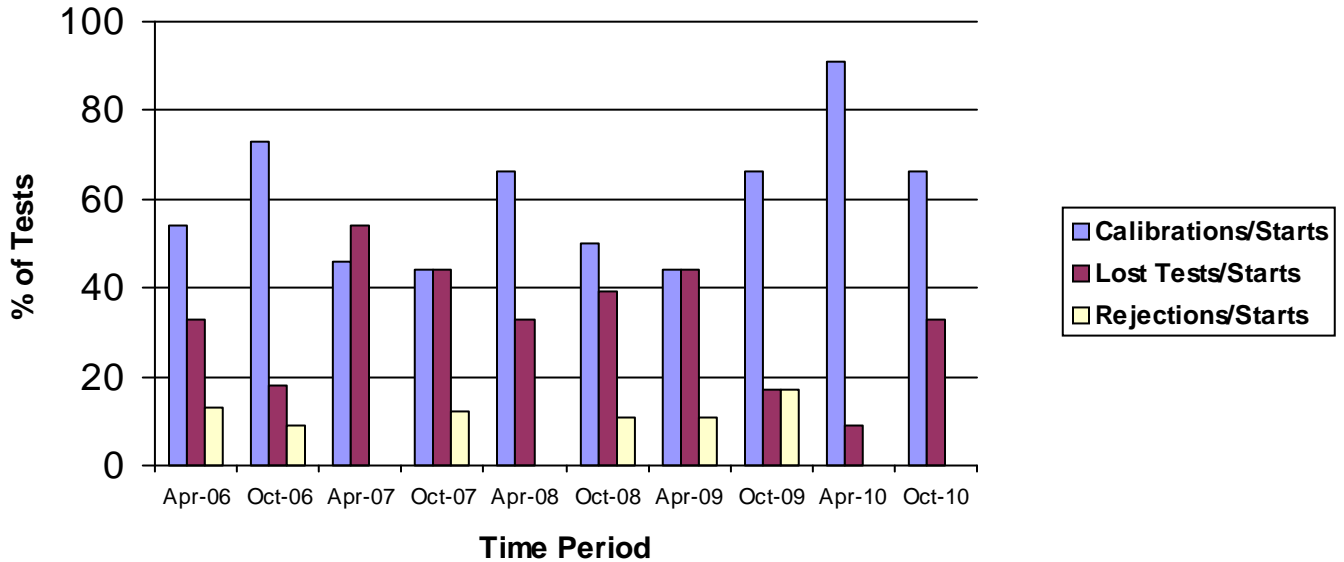


The following summarizes the status of the reference oil tests reported to the TMC:

	TMC Validity Codes	No. of Tests
Operationally and Statistically Acceptable	AC	6
Operationally Invalid, Lab Judgment	LC	3
Total		9

Calibrations per start, lost tests per start and rejections per start rates are summarized below:

Calibration Attempt Summary



The calibration per start rate has decreased with respect to the previous period. The lost test per start rate has increased when compared to the previous period. There were no rejected tests this period. All rates compare well with historical rates.

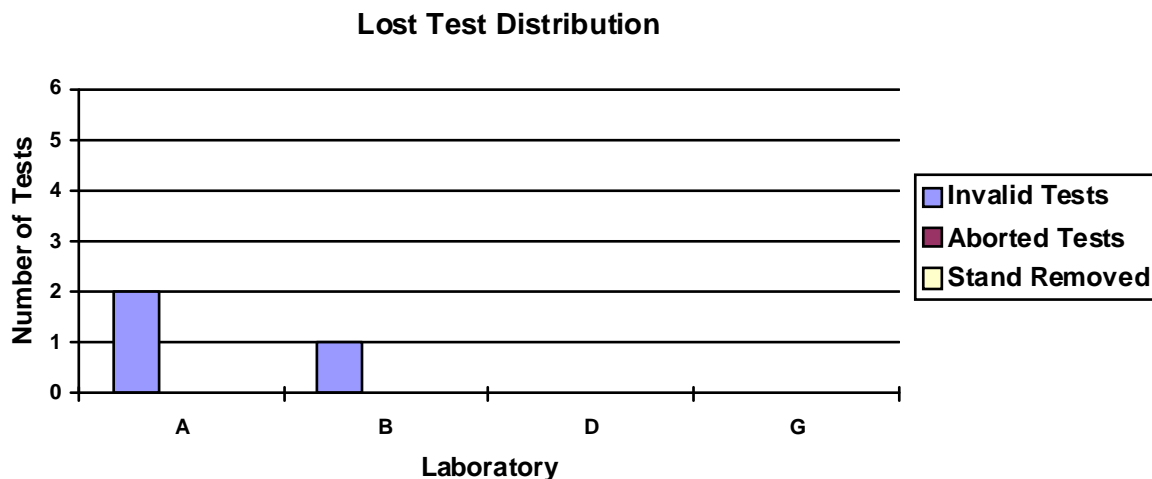
There were no LTMS deviations written during this report period. A total of seven LTMS deviations have been written to date.

There were no rejected, operationally valid tests this report period.

Three tests were declared operationally invalid by the laboratory. The reasons for operational validity are tabulated below:

Reason	Number of Tests
Problems with 2-3 transition	2
Excessive crankcase ventilation	1

Aborted and operationally invalid tests by laboratory are summarized with the following chart:



Tests declared invalid for improper stage 2-3 ramping were from the same lab in different stands.

Severity and Precision

Below is a summary of the average delta/s values, pooled standard deviation, and average delta in reported units for tests reported during this period.

Variable	Pooled s All Oils	Mean Delta/s	Based on	Delta in Reported Units
RAC	0.12	0.05	8.0	0.01
AES	0.16	0.82	7.8	0.13
APV	0.11	-0.89	7.5	-0.10
AEV	0.05	0.04	8.9	0.00
OSCR	0.0	-0.44	20	-6.2*

*Due to pooled s of 0.0 for OSCR, delta in reported units calculated using severity adjustment standard deviation.

Average Engine Sludge (AES)

Industry control charts for AES show severity and precision in control for the period (see Figure 1). The industry summation Δ/s plot for AES shows industry results trending mild for the period. Figure 6 shows the pooled standard deviation of 0.16, has improved when compared with the previous period.

Rocker Cover Sludge (RAC)

The industry control charts for RAC severity and precision were in control for the period (see Figure 2). The industry summation Δ/s plot for RAC shows severity on or near target for the period. Figure 6 shows the standard deviation, 0.12, has improved with regards to the previous period.

Oil Screen Clogging (OSCR)

With the exception of one warning alarm early in the period, severity was in control for the period. Precision charts were in control for the period (see Figure 3). The summation Δ/s plot reflects a continuation of a mild trend which began in June of 2009. Figure 6 shows the pooled standard deviation, 0.0 is the result of a small number of tests in the report period and the replicate results (3) on 1006-2 providing the same number (1%).

Average Engine Varnish (AEV)

AEV severity and precision were in control for the period (see Figure 4). The summation Δ/s plot for AEV show on or near target performance for the period. Figure 7 shows the standard deviation, 0.05, has improved with respect to the previous period.

Average Piston Varnish (APV)

APV severity has been in warning or action alarm the entire period, while APV precision was in control for the period (see Figure 5). The summation Δ/s plot shows severe results for the period. Figure 7 shows precision for APV has improved, when compared to the previous periods.

Fuels and Reference Oils

Reference oil quantities available at the laboratories and TMC as well as estimated life of these oils, are tabulated below.

Oil	TMC Inventory, in gallons	TMC Inventory, in tests	Laboratory Inventory, in tests	Estimated life
925-3	52	17	3	2&1/2 years
1006	41	13	2	< 1 year
1006-2	3953	1317	8	3+ years
1007	200	66	1	3+ years
1009	508	169	4	3+ years

Note: Oils 1006, 1006-2, 1007 and 1009 are used across multiple test areas, TMC inventory represents total amount of that oil on hand. A GF-5 category reference oil, 1010 is available for introduction.

Information Letters

Information letter 10-1 was issued July 7, 2010. This information letter clarified what non-reference oil tests count towards a stand's calibration period and can also be found in the Timeline, Figure 8.

QI Deviations

There were no QI deviations reviewed by the Test Monitoring Center for this report period. A total of 38 QI deviations have been generated to date.

Lab Visits

Two lab visits were conducted this period. No significant items were identified during these visits.

REG/reg

Attachments

c: Sequence VG Surveillance Panel

J. A. Clark

F. M. Farber

<ftp://ftp.astmtmc.cmu.edu/docs/gas/sequencev/semiannualreports/vg-10-2010.pdf>

Distribution: Email

Listing of Tables and Figures Included as Part of This Report to the Sequence VG Surveillance Panel

Figures 1 through 5 are the Industry control charts for AES, RAC, OSCR, AEV and APV.

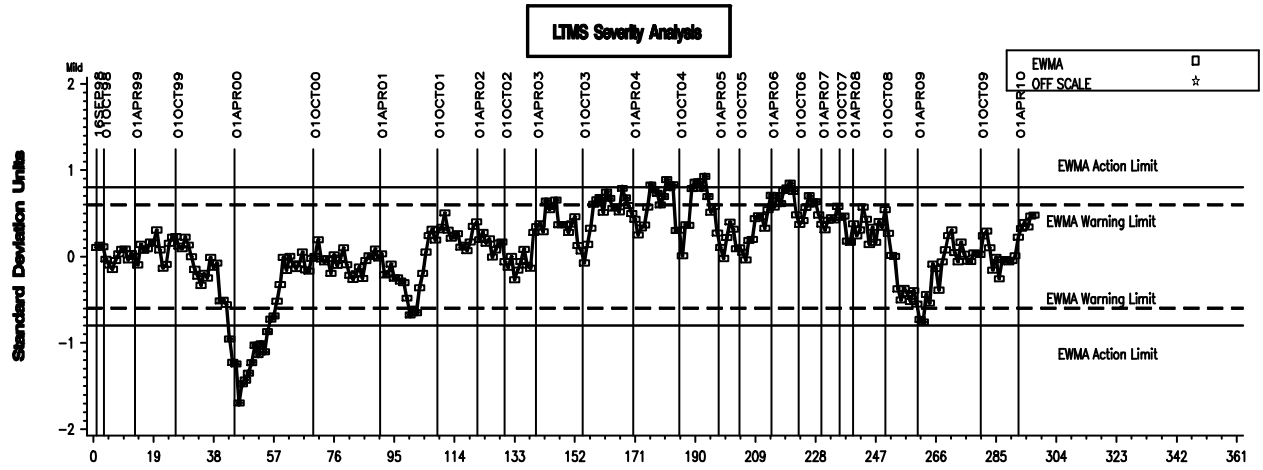
Figures 6 and 7 compare pooled precision estimates from this report period with previous periods.

Figure 8 is the Industry Timeline.

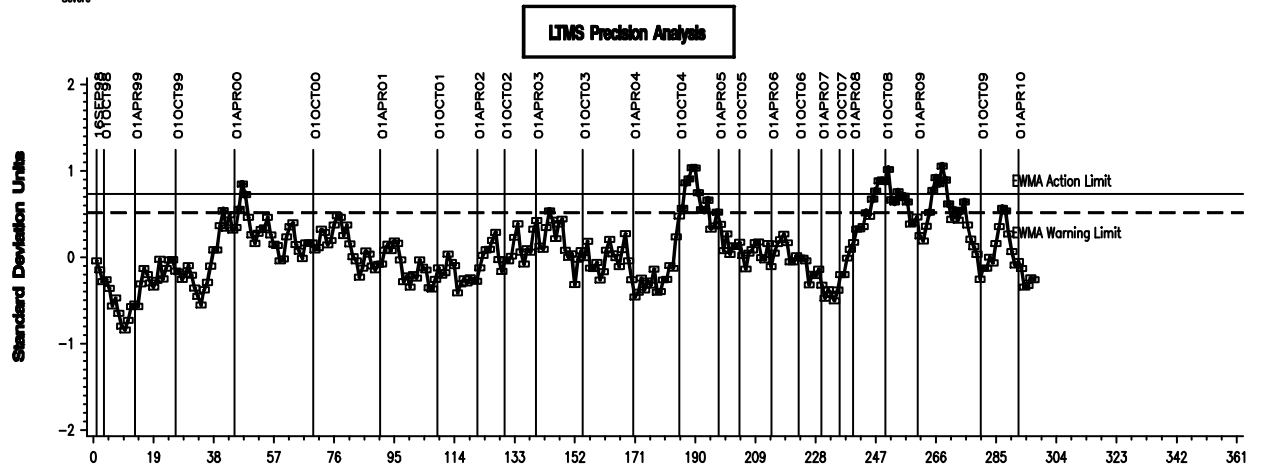
Figure 1

SEQUENCE VG INDUSTRY OPERATIONALLY VALID DATA

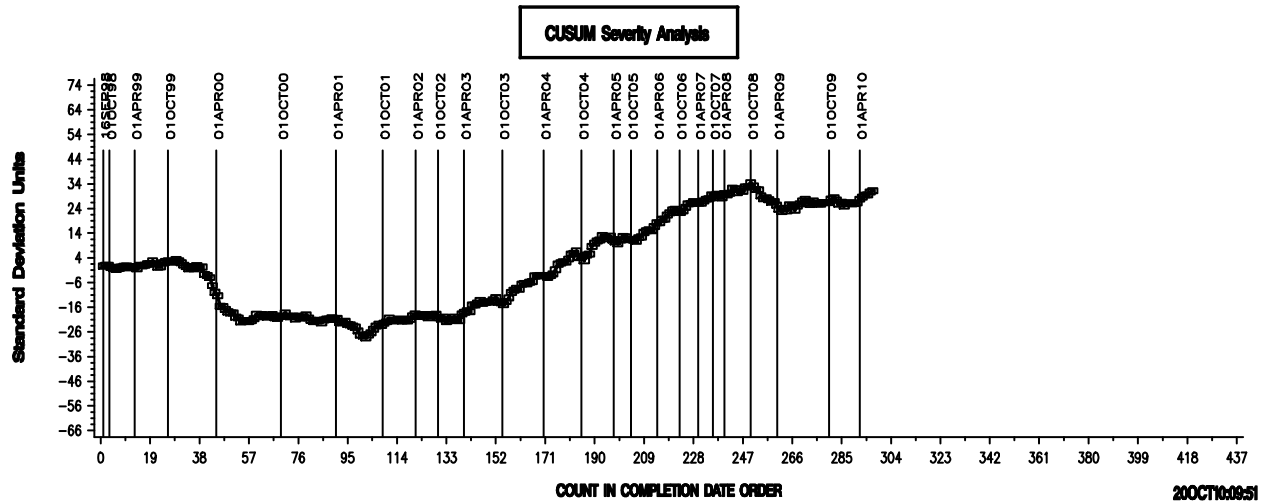
AVERAGE ENGINE SLUDGE



COUNT IN COMPLETION DATE ORDER



COUNT IN COMPLETION DATE ORDER



COUNT IN COMPLETION DATE ORDER

Figure 2
SEQUENCE VG INDUSTRY OPERATIONALLY VALID DATA

AVERAGE ROCKER COVER SLUDGE

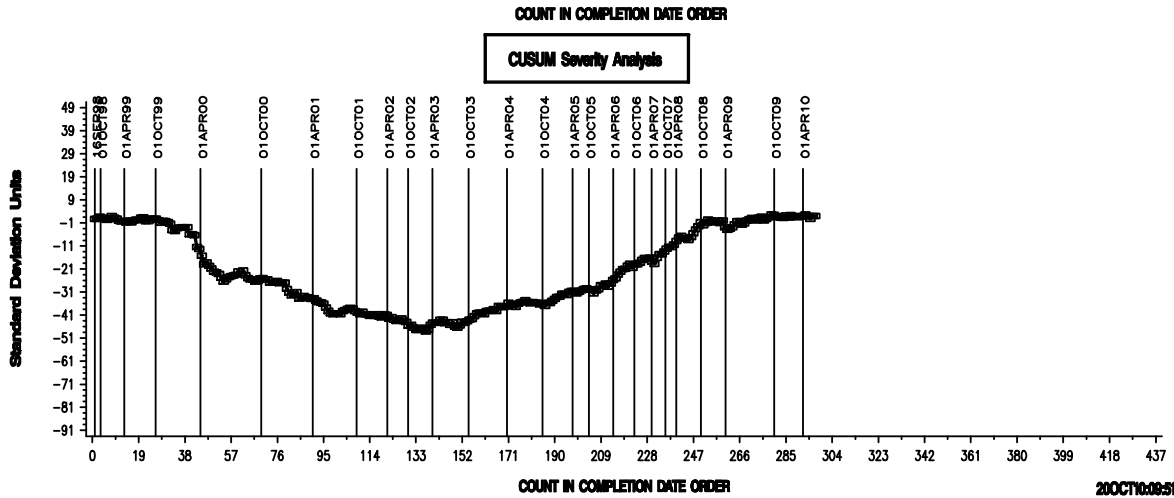
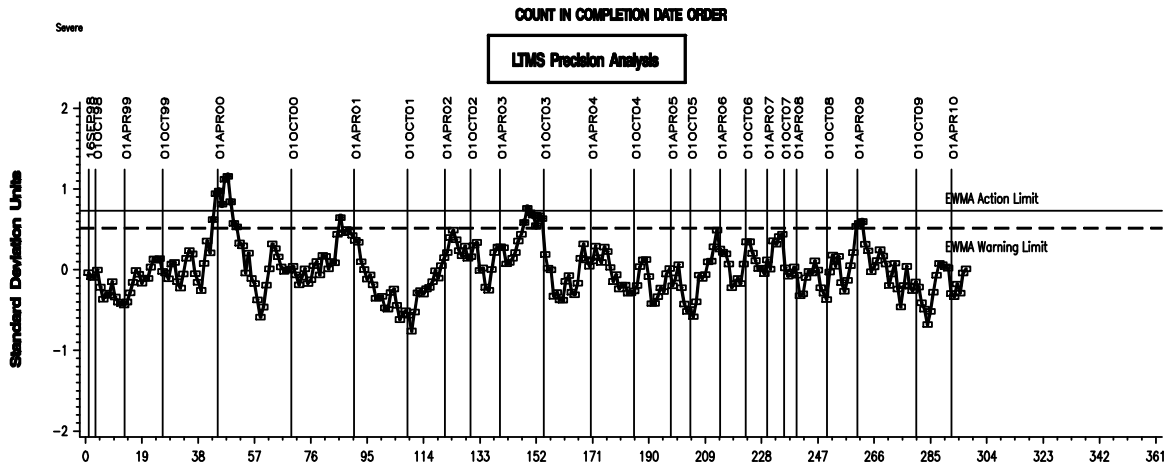
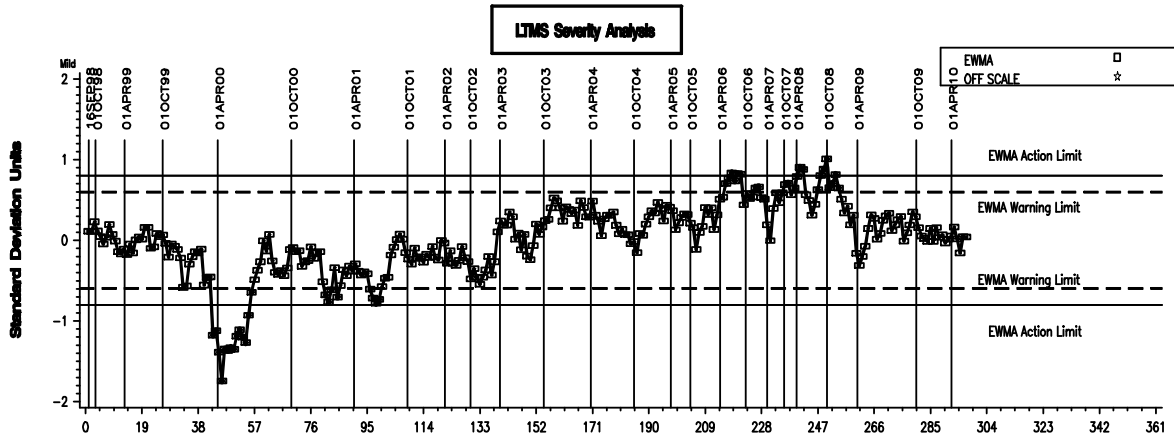


Figure 3
SEQUENCE VG INDUSTRY OPERATIONALLY VALID DATA

OIL SCREEN SLUDGE

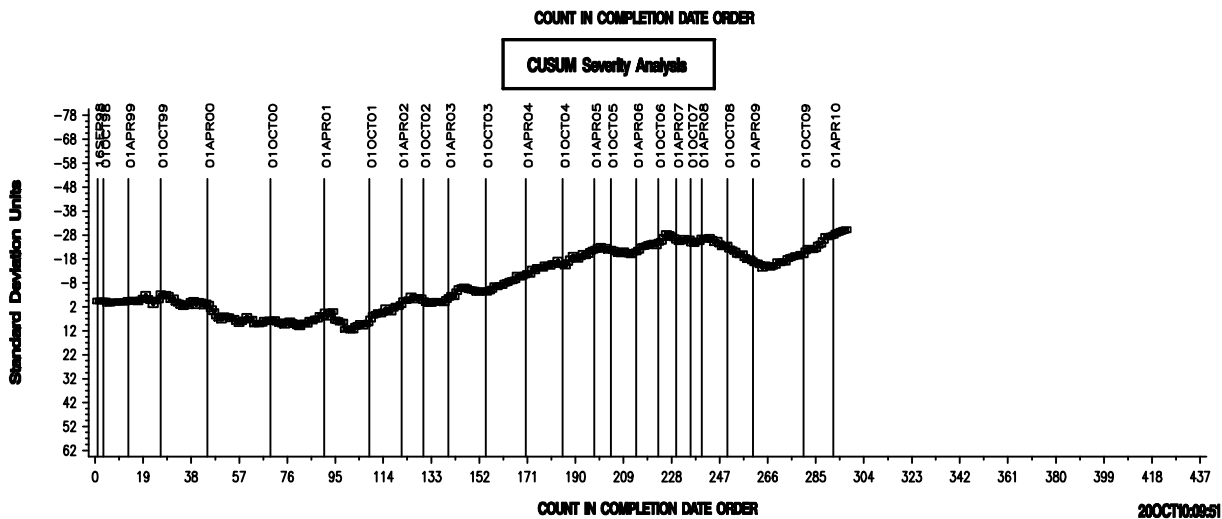
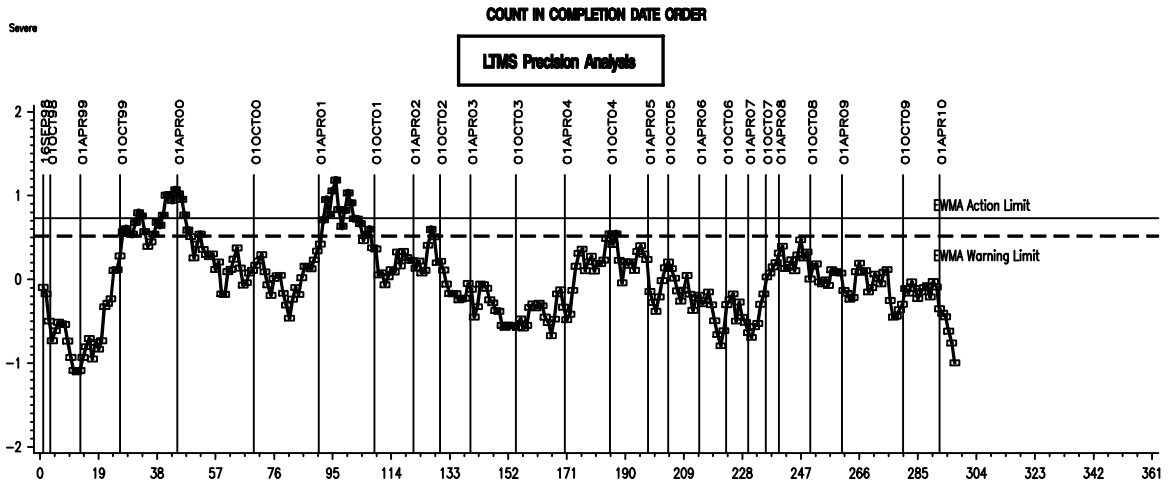
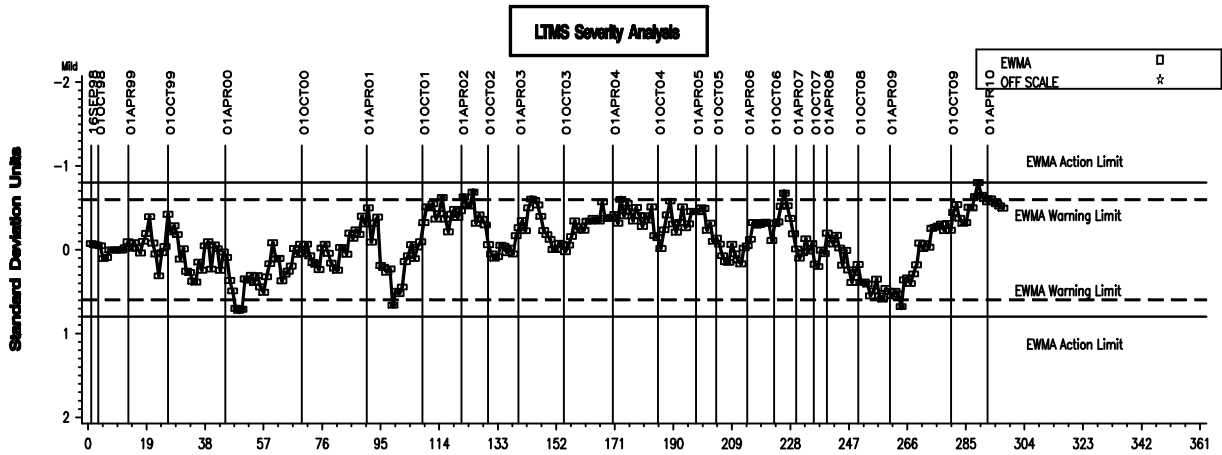
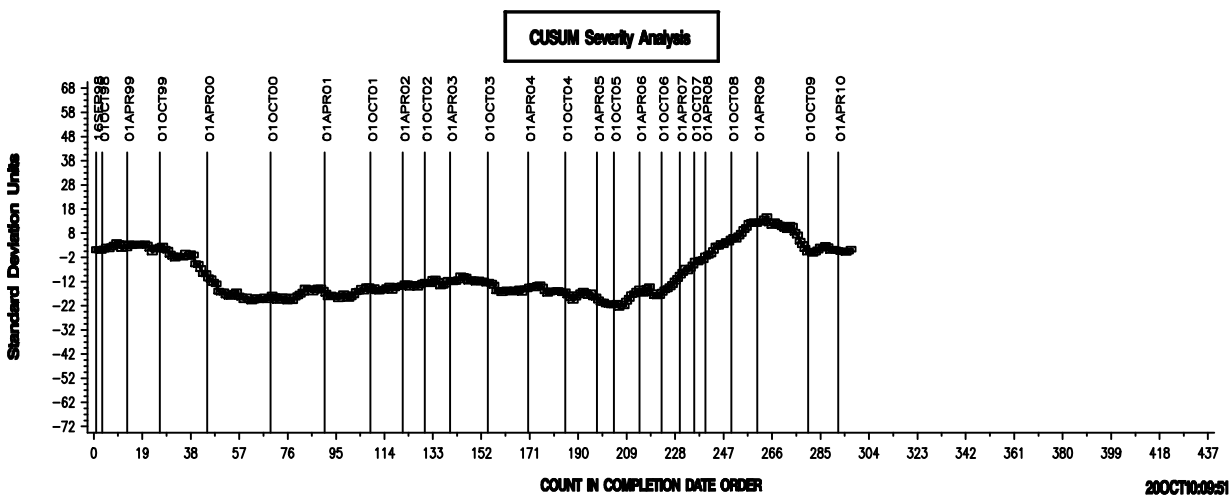
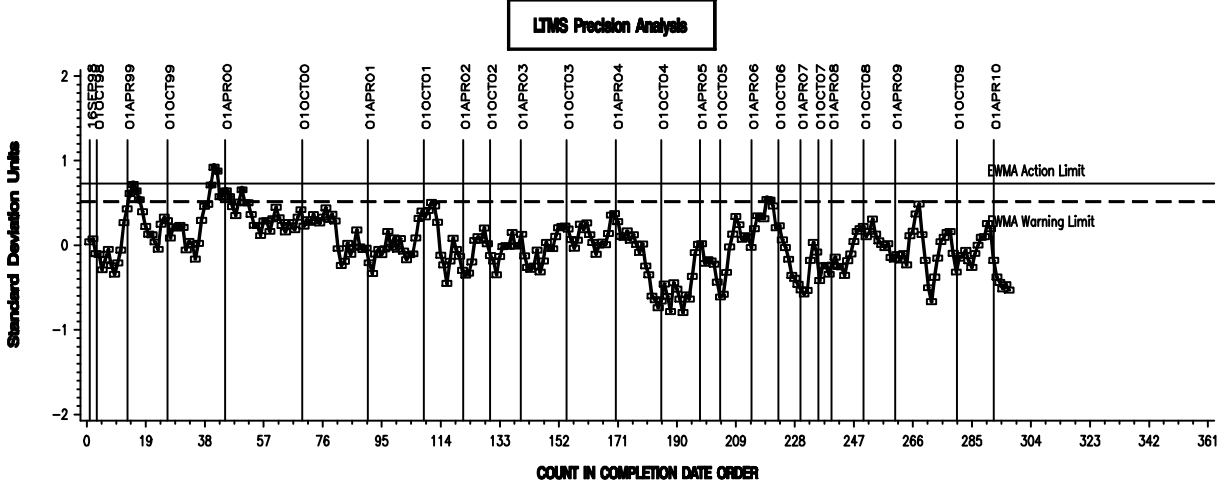
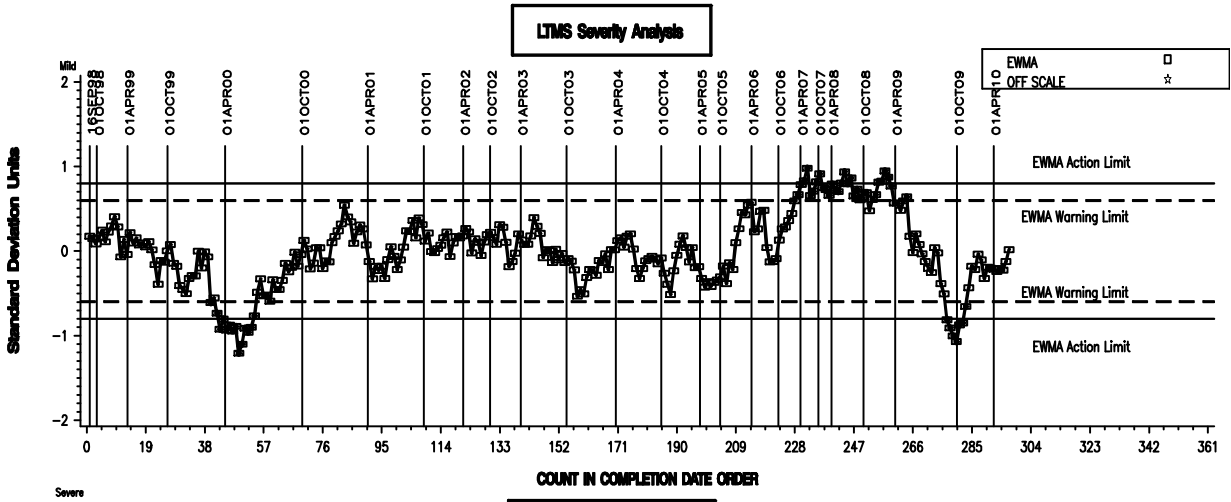


Figure 4
SEQUENCE VG INDUSTRY OPERATIONALLY VALID DATA

AVG. ENG. VARN. 3-PART APV + BAFFLES



20OCT10:09:51

Figure 5
SEQUENCE VG INDUSTRY OPERATIONALLY VALID DATA

AVG PISTON SKIRT RATING

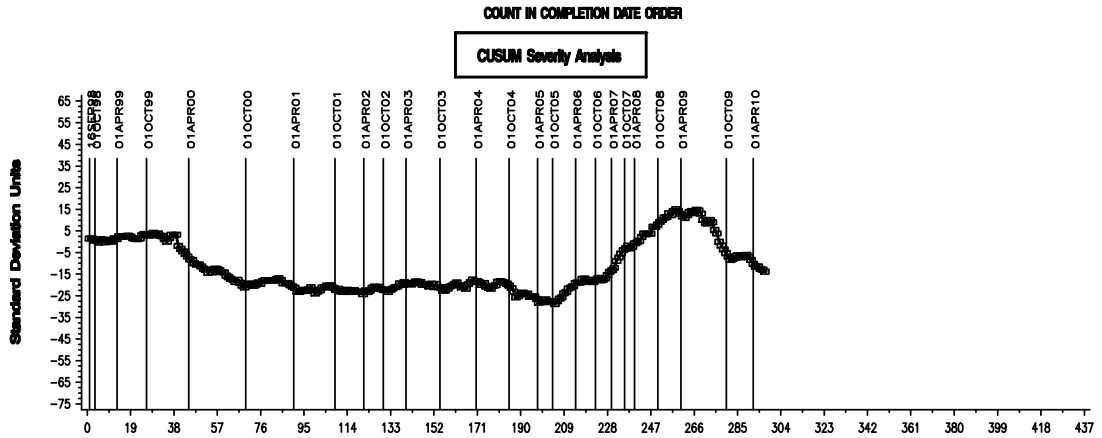
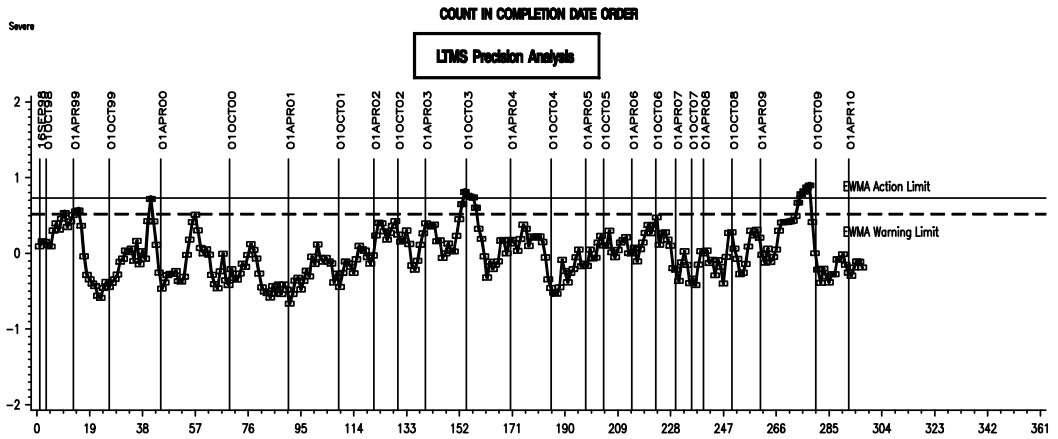
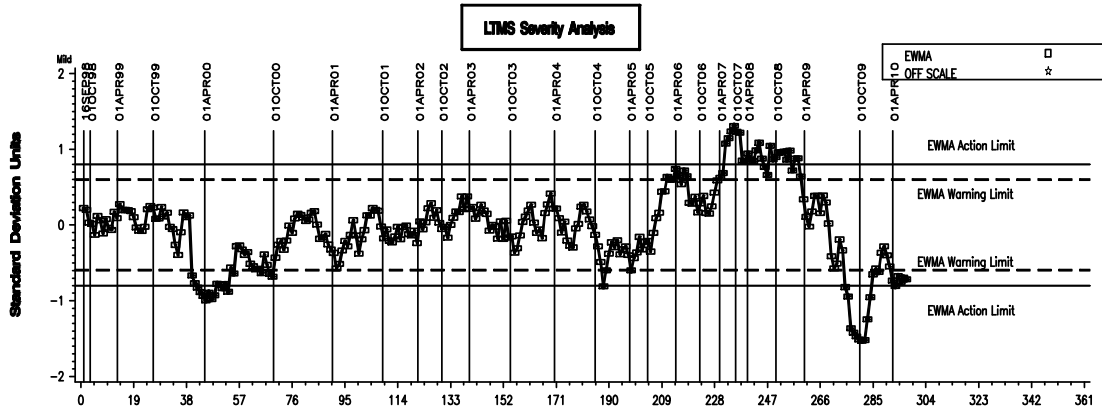


Figure 6

Comparison of Pooled Precision Estimates By ASTM Report Period

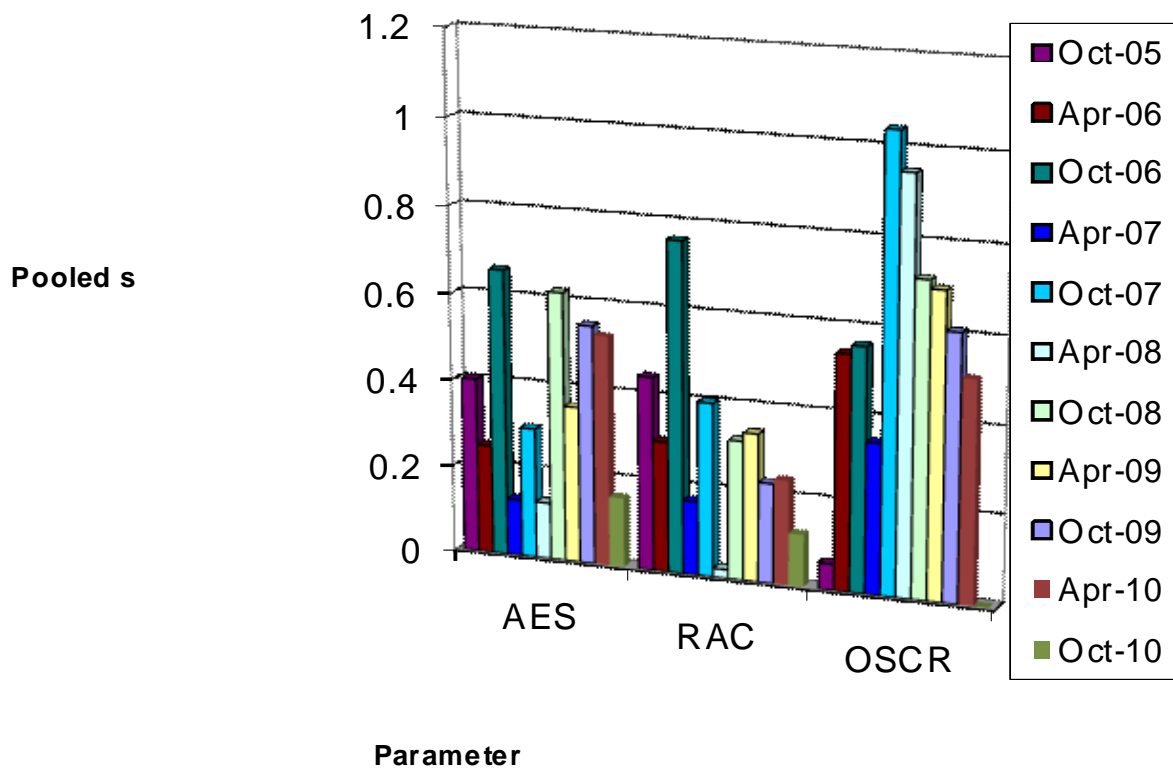


Figure 7

Comparison of Pooled Precision Estimates By ASTM Report Period

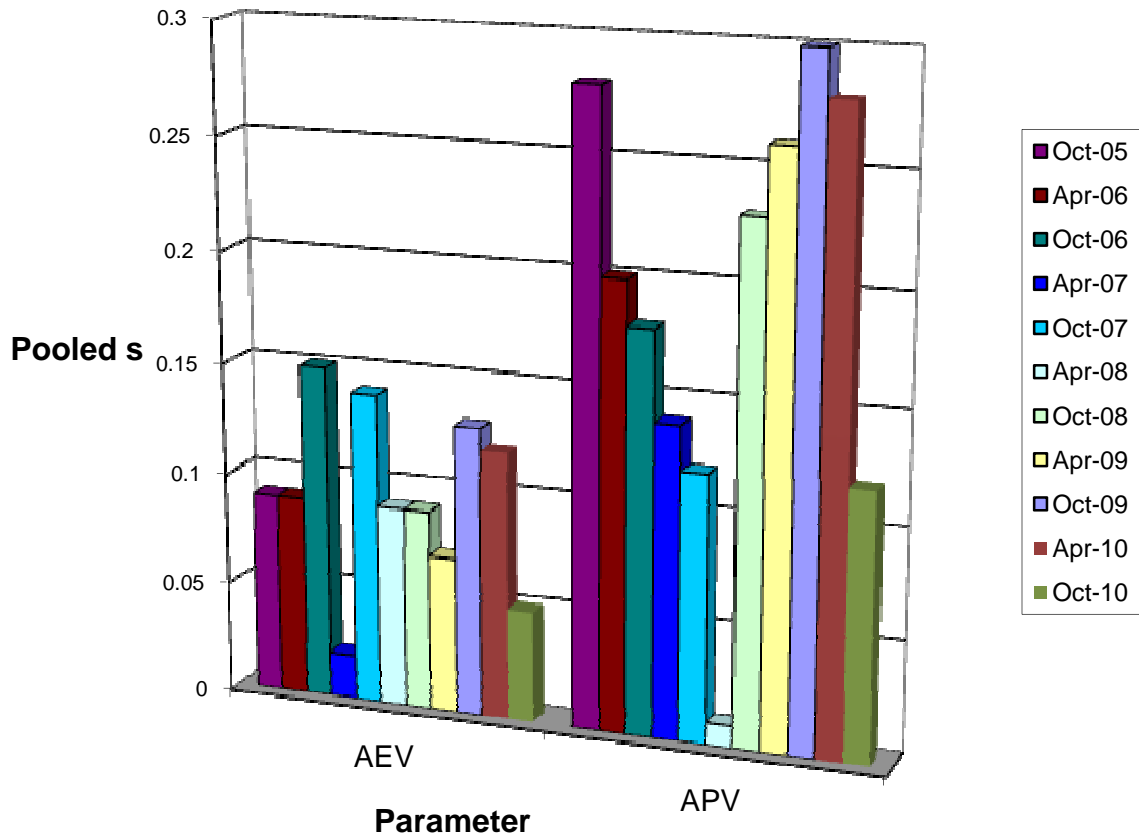


Figure 8

Date	Item Changed	Information Letter
19980901	Matrix testing begins	
19990211	Sequence VG Test approved, matrix stands charted and calibrated where applicable	
19990503	Information Letter 99-1 issued, adding ring weight loss, bore wear and pin wear measurements; as well as other procedural changes	99-1
19990615	Numerous procedure updates as identified in Information Letter 99-2	99-2
19990830	In conjunction with approval of VG fuel batch 996416, new test targets were published for oils 1006 and 1007	
19990830	Batch 996416 was approved for qualified testing at 8/13/99 Surveillance Panel meeting	
19991025	Revised Exhaust Backpressure limits for stages I and II to 102 and 106 kPa, respectively	99-3
19991025	Deleted rating of Underside of Block sludge and revised report forms and data dictionary accordingly	99-3
19991025	Added Section 11 to document stand referencing requirements	99-3
19991025	Added Section 16 and Annex A14, which give precision and bias statements	99-3
19991025	Updated listing of kit parts given in Sections 7.2 and 7.3 and Annex A5	99-3
19991025	Revised the type of oil filter and screen size, Sections 7.4.9 and 8.3.2.2 and A3.8 changed to reflect this	99-3
19991115	Update reference oil targets for oils 1006 and 1007 (n=10), also revised severity adjustment standard deviation	
20000215	Revised Exhaust Backpressure Limits for stages I and II to 104 and 107 kPa, respectively	00-1
20000215	Deleted varnish ratings for cam baffles, oil pan, timing chain cover and rear seal housing	00-1
20000215	Revised Form 8 to not allow value to be entered for oil added at cycle 54 and deleted form 7	00-1
20000802	Added Oil Ring Clogging Rating, changed follower pin wear measurement from all 8 cylinders to cylinder 8 only.	00-2
20000802	Changed bore wear measurements from all cylinders to cylinders 1 and 8.	00-2
20000802	Changed from ring weight loss to ring gap increase on cylinders 1 & 8.	00-2
20000802	Added transformation for oil screen clogging. Deleted photos for cam baffles, timing chain cover rear seal housing varnish.	00-2
20000802	Report forms and Data dictionary changes, version 20000713	00-2
20001101	Revised Section 13.4.1 Report forms and Data dictionary changes, version 20000831	00-3
20010115	Changed analysis method for water in fuel	01-1
	Deleted 7.1.1, Changed D1744 to D6304. Clarified procedures for bore wear, follower pin wear, oil screen clogging and top ring gap increase.	01-1
20010115	Revised stage III rocker cover inlet temp ramp.	01-1
20010115	Deleted ring groove chamfer measurement. Revised dipstick calibration. Revised temperature and pressure calibration frequency, changed dipstick calibration procedure, dropped stage I blowby measurement. Dropped 0.5% O ₂ calibration gas.	01-1
20010115	Modified fuel injector flow requirements and deleted Appendix X2.	01-1
20010320	Information Letter written to incorporate information letters not incorporated into Test Method D6593	01-2
20010320	Dropped requirement to measure Benzene in fuel, defined a process for consensus rating and no longer requires analysis of used oil for TBN, vis@100 °C and pentane insolubles	01-3
20011114	Dropped NOx measurements, monitor Power QI, addressed rating changes recommended by Light Duty Rating Task Force and allowed adjustments to	02-1

	blowby flow rates during 1 st 48 hours of the test	
20020301	Replaced, CO, CO ₂ and O ₂ measurements with Lambda	02-2
20020408	Revised references to CRC manuals 12 and 14 to manual 20	02-3
20020515	Allowed use of power supply for EEC and Lambda sensors, revised calibration frequency for Lambda sensor and dropped requirement to measure bore wear Dropped rating of RAC covers for varnish and added Cam baffle varnish ratings	02-4
20020809	Initial targets (n=3) for reference oil 1009	
20021023	Initial targets (n=5) for reference oil 1009	
20021025	Removed remedial statements and made other editorial changes	02-5
20030128	Target Update (n=10) for reference oil 1006-2	
20030327	Removed requirement to include photographs in final report	03-1
20030410	Deleted exhaust gas values for stages I and II	03-2
20030515	Target Update (n=10) for reference oil 1009	
20030905	Corrected Section 16.1.2.1 and revised Section A7.1 to include ACC Conformance Statement. Procedure changes to address processes necessary to use Romeo Engines for calibrated testing Replaced Aliphatic Naphtha with ASTM D235 Type II, Class C solvent	03-3
20040105	Target Update (n=20) for reference oil 1006-2	
20040109	Increased last non reference oil start date from 171 to 180 days Editorial changes to precision statements	04-1
20040207	Target Update (n=20) for reference oil 1009	
20040513	Revised U & L values for MAP and EBP Allowed removal of piston staining	04-2
20040701	Revised section 12.1.5 to allow ring gap adjustments during 1st 48 hours of test	04-3
20041103	Target Update (n=30) for reference oil 1006-2 Target Update (n=30) for reference oil 1009 Target Update (n=22) for reference oil 925-3	
20041214	Revised section 7.1.1 to require degreasing solvent that meets requirements of D235 for Aromatics, color and flash point and require a Certificate of analysis for each batch	04-4
20050101	Revised standard deviation for severity adjustment calculation for all parameters	
20050601	Deleted ring gap increase and follower pin wear, clarified Oil screen rating, updated precision statement, added limits for lost test data, editorial changes	05-1
20050719	Approved fuel batch TA1921LS15, with correction factors for AES, RAC, AEV and APV	05-2
20050726	Changed fuel batch designation from TA1921LS15 to TF2221LS20	05-3
20051209	Allowed use of an alternate AFR measuring device	05-4
20051209	Added tolerance to location of AFR measuring device sensor	05-4
20051209	Required raters to attend Rating Workshop on an annual basis	05-4
20060616	Allowed camshafts to be run for 4 tests	06-1
20061107	Changes to rater calibration requirements	06-2
20071212	Updated Industry Correction Factors	07-1
20071212	Revised name for Rating Workshop	07-1
20080213	Revised cam baffle cleaning technique	08-1
20080213	Additional throttle body	08-1
20080305	Closed loop AFR control	08-2
20080515	Added ring gap increase and follower pin wear measurements	08-3
20090603	Approved fuel batch XC2721NX10 and associated correction factors	09-1
20090603	Added requirement to report the results of all tests run to completion, regardless of validity	09-1
20091002	Updated Industry Correction Factors for APV and AEV	09-2
20100707	Clarification of Non-Reference Oil Tests Counted towards a Stand's Calibration Period	10-1