



---

100 Barr Harbor Drive ■ PO Box C700 ■ West Conshohocken, PA 19428-2959  
Telephone: 610-832-9500 ■ Fax: 610-832-9555 ■ e-mail: [service@astm.org](mailto:service@astm.org) ■ Website: [www.astm.org](http://www.astm.org)

**Committee D02 on PETROLEUM PRODUCTS AND LUBRICANTS**

*Chairman:* W. JAMES BOVER, ExxonMobil Biomedical Sciences Inc, 1545 Route 22 East, PO Box 971, Annandale, NJ 08801-0971, (908) 730-1048, FAX: 908-730-1197, EMail: [wjbover@erenj.com](mailto:wjbover@erenj.com)  
*First Vice Chairman:* KENNETH O. HENDERSON, Cannon Instrument Co, PO Box 16, State College, PA 16804, (814) 353-8000, Ext: 0265, FAX: 814-353-8007, EMail: [kenohenderson@worldnet.att.net](mailto:kenohenderson@worldnet.att.net)  
*Second Vice Chairman:* SALVATORE J. RAND, 221 Flamingo Drive, Fort Myers, FL 33908, (941) 481-4729, FAX: 941-481-4729  
*Secretary:* MICHAEL A. COLLIER, Petroleum Analyzer Co LP, PO Box 206, Wilmington, IL 60481, (815) 458-0216, FAX: 815-458-0217, EMail: [macvarlen@aol.com](mailto:macvarlen@aol.com)  
*Assistant Secretary:* JANET L. LANE, ExxonMobil Research and Engineering, 600 Billingsport Rd, PO Box 480, Paulsboro, NJ 08066-0480, (856) 224-3302, FAX: 856-224-3616, EMail: [janet\\_l.lane@email.mobil.com](mailto:janet_l.lane@email.mobil.com)  
*Staff Manager:* DAVID R. BRADLEY, (610) 832-9681, EMail: [dbradley@astm.org](mailto:dbradley@astm.org)

Originally Issued: April 2, 2012

Reply to: Richard Grundza  
ASTM Test Monitoring Center  
6555 Penn Avenue  
Pittsburgh, PA 15206  
Phone: 412-365-1031  
Fax: 412-365-1047  
Email: [reg@astmtmc.cmu.edu](mailto:reg@astmtmc.cmu.edu)

Unapproved Minutes of the March 29, 2012  
Sequence VG Surveillance Panel Meeting  
held in Corpus Christi, TX

*This document is not an ASTM standard; it is under consideration within an ASTM technical committee but has not received all approvals required to become an ASTM standard. It shall not be reproduced or circulated or quoted, in whole or in part, outside of ASTM committee activities except with the approval of the chairman of the committee having jurisdiction and the president of the society. Copyright ASTM, 100 Barr Harbor Drive, West Conshohocken, PA 19428-2959.*

The meeting was called to order at 1:00 pm by Dave Glaenzer, who was the acting chair for this meeting.

A list of attendees is included as attachment 1

Agenda Review

Bill Buscher is Action & Motion recorder.

The Agenda was accepted as shown on Attachment 2.

### Membership Changes

Two changes to the membership were made. Haiying Tang replaces Tracy King as the Chrysler representative and Terry Kowalski of Toyota was added as a new member.

### Meeting Minute Status

The meeting minutes from the May 24, 2011 Conference Call were approved by the surveillance panel.

### Review of Action Items from Last Meeting

#### Motions and Action Items

As Recorded at the Meeting by Bill Buscher

1. Action Item – Ford to investigate alternate suppliers for piston rings. If aftermarket rings from an alternate supplier are available for one or more of the Sequence VG piston/bore sizes, then Ford will acquire some of these piston rings for comparison to the current Sequence VG piston rings. **Completed, to be discussed during Test Sponsors Report.**
2. Action Item – Labs to use fuel tanks for the fuel approval matrix tests that have been drained of all Haltermann SVGM2 fuel from a previous fuel batch or that have been thoroughly cleaned if the previous fuel was something other than SVGM2 fuel. **Completed**
3. Action Item – Sequence VG needs a replacement for RO 925-3 as soon as possible. Panel members to solicit oil suppliers for a potential replacement failing reference oil. **To be discussed under new business.**
4. Action Item – Consider accepting RO 1010 for calibration purposes in the Sequence VG as a replacement for RO 1007, freeing up RO 1007 for exclusive use in the Sequence IVA. **Remains open, introduction of 1010 to be addressed after introduction of 925-3 replacement.**
5. Action Item – Surveillance panel members to provide input for the TGC Best Practices in Lubricant Test Development document by 8/1/11 to the panel chairman and the TMC. The chairman will distribute material as it comes in to the panel members for review. A face-to-face meeting for all interested will be scheduled prior to the next panel meeting and input for the document will be compiled for review at the next panel meeting. **Completed, no response.**

### Test Sponsor Report

Ron Romano did not have a formal report, but did update the panel on a couple of items. Ron has managed to get the original piston supplier to make additional pistons and rings. Labs have provided orders to Ron for additional pistons and rings. Ron had no dates for the arrival of these parts. Status of other parts orders was also discussed and some labs have received partial orders of the ancillary parts. Ron Romano was assigned an action item to follow up with FCS on the status of the pistons and rings from the current industry hardware order and report back to the test labs. Ron also gave an update on VH development. Some testing has started but attempts to tune transitions are currently being undertaken. The VH will continue to have three stages and Ron expects to begin testing on reference oils shortly.

### Test Monitoring Center Report

A copy of the TMC report can be obtained from the TMC website. Rich Grundza presented highlights from his report, which have been included as attachment 3. There were no questions or comments regarding the TMC report. Dave Glaenger commented that the improvements in precision seen this period may be the result of the lab standardization undertaken during the last fuel approval program.

### ACC Monitoring Agency Report

Due to the timing of the meeting, there was no ACC report available for the current period.

### Fuel Supplier Report

Mark Overaker advised the panel that Haltermann had made two RVP adjustments to the batch since it was placed into storage. Originally, Haltermann had concerns about high usage of this fuel, but usage has slowed the past couple of months. Fuel purchases had been about 20,000 gal/month starting around July of last year, but are now at about 12,000 gal/month. This projects a need for a new fuel batch in the 4<sup>th</sup> quarter of 2012. When there is about 70,000 gal remaining of the current fuel batch, the fuel supplier will begin the process of putting together a new batch. Additional discussions about segregation of fuel batches for future testing at labs was also discussed. A copy of the fuel suppliers report is included as attachment 4. Also included in the fuel supplier report is analytical results on the fuel in storage at the laboratories.

### Operations and Hardware

A source for line boring of cylinder heads to accept cam bearings is still an open issue. The panel needs to identify a source for line boring the F1 F4 heads obtained from Bishop. Ron Romano was tasked with contacting Ford's Remanufacturing Engineering group to obtain guidelines and potential sources for line boring the heads and replacing valve guides, etc. TEI was also tasked with contacting the bearing supplier to identify any recommendations for line boring the F1 F6 heads. There was some discussion regarding the use of Bishop blocks and several labs have successfully completed tests with these blocks. Front covers, intake manifolds and other reusable parts remain available from sources other than Ford Component Sales. There were no concerns about other hardware.

Sequence VG Meeting Minutes  
April 2, 2012  
Corpus Christi, TX

### Old and New Business

Under new business, the panel agreed to accept a failing reference oil as a replacement for reference oil 925-3, which cannot be reblended. Bill Buscher made a motion to accept the replacement oil which was seconded by Ed Altman and approved unanimously. The TMC presentation regarding performance of this oil relative to 925-3 is included as attachment 5. The TMC will contact the supplier to obtain sufficient quantities of this oil. This was also included as an action item for this panel. The introduction of this oil will be further discussed in a future conference call, to be conducted once the oil has been obtained by the TMC.

### Scope and Objectives

Since Andy Ritchie, Sequence V Surveillance Panel Chair, was not available for the meeting, a review of the scope and objectives was not conducted.

A listing of Motions and Action items recorded during the meeting is included as attachment 6.

The meeting was adjourned at 2:38 pm.

ASTM SEQUENCE V6  
CORPUS CHRISTI, TX

Attachment 1  
SP MEETING  
03/29/2017

<u>NAME</u>	<u>AFFILIATION</u>
DAVID GLAENZER	Afton Chemical
BILL BUSCHER	SWRI
PAT LANG	SWRI
Karin Haumann	SWRI
Eric Zick	SWRI
CHRISTIAN FORSTER	AFTON CHEMICAL
Raham Kirkwood	SWRI
Rob Romano	Ford
Ed Altman	Afton
AL LOPEZ	INTERTEK
Teri Kowalski	Toyota
Doyle Borse	Infinium
MARK OVERAKER	HALTERMANN SOLUTIONS
CLAYTON KNIGHT	TEI
JERRY BRYE	LUBRIZOL
Geo. Stappanos	LE
KURT KNAPP	Champion PHILLIPS Fuels
Bruce Matthews	Bruce Matthews
JASON BOWDEN	OHT
MATT BOWDEN	OHT
DWIGHT BOWDEN	OHT
JO MARTINEZ	ORONITE
MARK SUTHERLAND	ORONITE
Jeff Clark	TMC
SEAN MOYER	TMC
Rich Grundzen	TMC
ROBERT STARKULEC	GM

**Agenda**  
**Sequence VG Surveillance Panel**  
**March 29<sup>th</sup> 2012 1.00 - 4.00 P.M**  
**Corpus Christi TX**

1. Chairman comments.
2. Attendance sign-in distribution.
3. Membership changes.
4. Motion and Action recorders.
5. Approval of minutes for 9/7/11
6. Review action items from 6/1/11 meeting.
7. Test Sponsor report.
8. TMC Report.
9. Fuel supplier report
10. Operational and Hardware Items.
11. Review Scope and Objectives.
12. Old business
13. New business
14. Adjourn



A Program of ASTM International

# **Test Monitoring Center**

<http://astmtmc.cmu.edu>

## **ASTM D02.B1 Semi-Annual Report Passenger Car Reference Oil Testing**

**April 2012**

# Passenger Car Engine Oil Testing Executive Summary

- ▶ VIB
  - No test activity this period.
- ▶ VID
  - Targets Updated in December for reference oil 1010.
  - Results reported on new blend of 541
- ▶ VIII
  - No significant monitoring issues.



# Calibrated Labs and Stands\*

Test	Labs	Stands
IIIF	4	4
IIIG/A/B	6	16
IVA	3	4
VG	4	8
VIB	0	0
VID	6	12
VIII	2	3

\*As of 3/23/2012

Test Monitoring Center

<http://astmtmc.cmu.edu>



A Program of ASTM International

# Test Activity Levels

»» October 1, 2011 –  
March 31, 2012

Test Monitoring Center

<http://astmtmc.cmu.edu>



A Program of ASTM International

# Sequence Tests (cont.)

Test Status	Validity Code	VG	VID	VIII
Acceptable Calibration Test	AC	8	25	4
Failed Calibration Test	OC	0	1	3
Operationally Invalid	LC	0	1	0
Aborted	XC	0	0	0
Abandon Stand/Eng	MC	0	2	0
Decoded/Donated	NN/AG	1	10	0
Assigned, not completed		0	1	1
<b>Total</b>		<b>9</b>	<b>40</b>	<b>8</b>

# Test Severity

»» October 1, 2011 –  
March 31, 2012

Test Monitoring Center

<http://astmtmc.cmu.edu>



A Program of ASTM International

# Test Severity (cont)

## ▶ IVA

- ACW in mild action alarm
- Trending mild for most of the report period

- Charts shown in [Appendix 1.c.](#)

## ▶ VG

- RAC, AEV, APV and OSCR are in control.
- AES in warning alarm, mild direction.
  - Milder this period than previous periods.

- Charts shown in [Appendix 1.d.](#)

# Test Precision

»» October 1, 2011 –  
March 31, 2012

Test Monitoring Center

<http://astmtmc.cmu.edu>

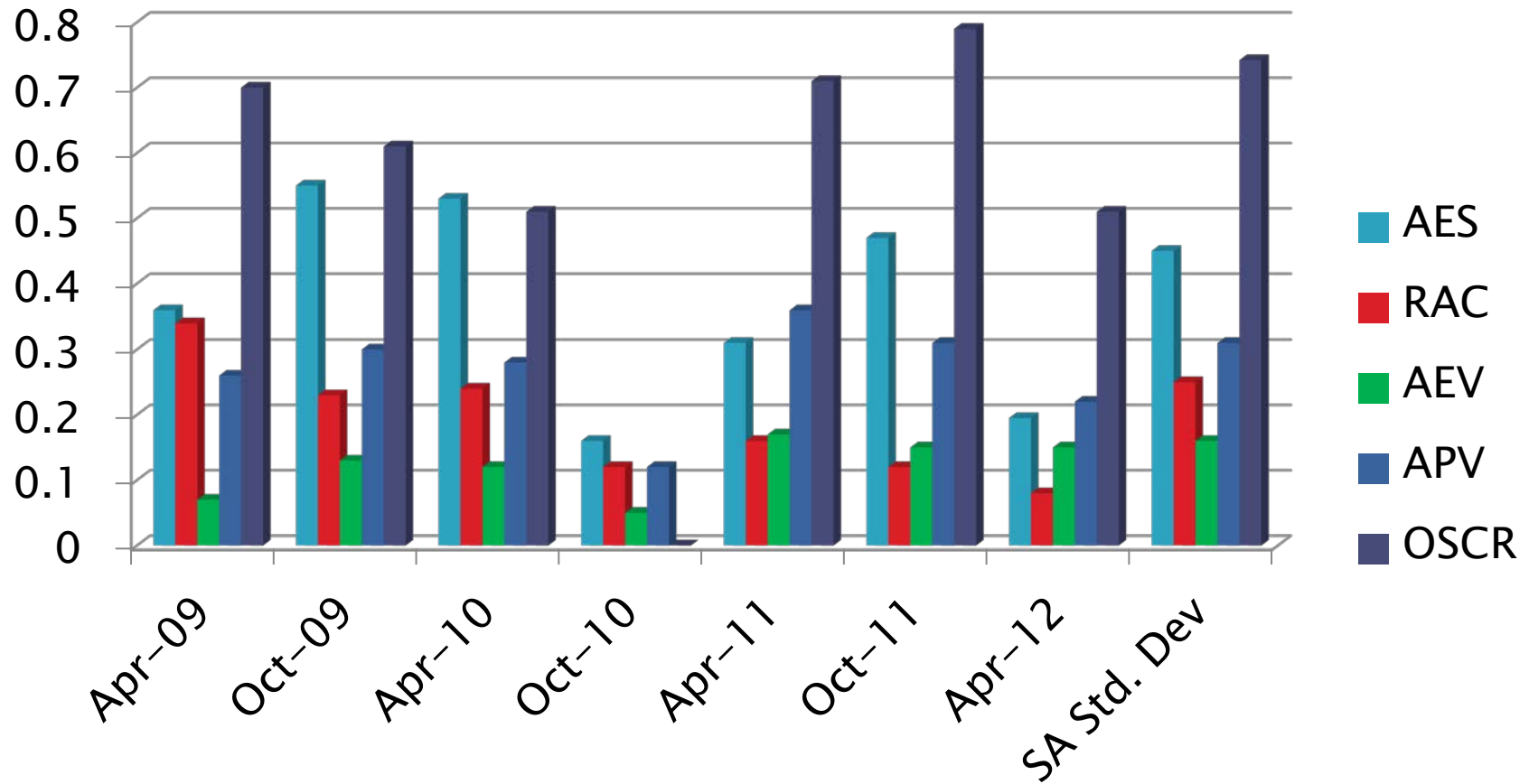


A Program of ASTM International

# Test Precision Estimates

- ▶ Presented on an six month basis.
- ▶ Data presented for past four years.

# Sequence VG Precision Estimates





# Reference Oil Inventory

»» Actions, Re-blends, Inventories  
and Estimated Life

Test Monitoring Center

<http://astmtmc.cmu.edu>



A Program of ASTM International

# Reference Oil Re-blends

- Oils with ~ 2 years or less supply
  - Re-blends no longer available
  - Oils Affected
    - 925-3 and 1007
    - A replacement oil for 925-3 is being pursued and will be addressed during next meeting
    - 1007 to be replaced with 1006-2 in IVA

# Reference Oil Inventory Estimated Life

Oil	Tests	Original Blend Amount	Quantity Shipped in last 6 months	TMC Inventory	Lab Inventory	Estimated Life
433-1	IIIF	1045	40	198	48	2.5 years
434	IIIG	550	0	5	12	<1 year
434-1	IIIG	660	0	254	24	5+ years
435	IIIG	550	0	2	4	<1 year
435-2	IIIG	550	37	437	28	5+ years
438	IIIG	990	24	712	32	5+ years
540	VID	1100	25	463	40	5+ years
541	VID	550	35	5	45	<1 year

# Reference Oil Inventory Estimated Life

Oil	Tests	Original Blend Amount	Quantity Shipped in last 6 months	TMC Inventory	Lab Inventory	Estimated Life
541-1	VID	550	25	515	20	5+ years
542	VID	1100	85	358	65	5+ years
704-1	VIII	897	12	206	10	5+ years
925-3	VG	975	0	10	6	<1 year
1006-2	IVA, VG, VIII	5500	91	3772	63	5+ years
1007	IVA, VG	1968	40	21	41	<1 year
1009	IVA, VG	1100	34	379	33	5+ years
1010	IIIG, VID	1100	55	712	60	5+ years

# LTMS Deviations

»» October 1, 2011 –  
March 31, 2012

Test Monitoring Center

<http://astmtmc.cmu.edu>



A Program of ASTM International

# LTMS Deviations

- One IVA LTMS Deviation in Current Period
  - Test sounded a stand precision EWMA Alarm, cleared after one test
  - Alarm due to change in hardware and oil selection
  - Stand calibrated with out additional tests

Historical Count of PCEO LTMS Deviations

Test	LTMS Deviations
IIIF	5
IIIG	5
IVA	6
VG	8
VID	1
VIII	3

# Quality Index Deviations

»» October 1, 2011 –  
March 31, 2012

Test Monitoring Center

<http://astmtmc.cmu.edu>



A Program of ASTM International

# Quality Index Deviations

- One PCEO Quality Index Deviations this period  
IIIG Deviation issued for EBP and Load Control problem.

Historical Count of PCEO Quality Index Deviations

Test	Quality Index Deviations
IIIF	25
IIIG	11
IVA	27
VG	38



# TMC Laboratory Visits

»» October 1, 2011 –

March 31, 2012

Test Monitoring Center

<http://astmtmc.cmu.edu>



A Program of ASTM International

# TMC Lab Visits

- Two III lab visits this period.

No issues at one lab, identified discrepancies in fuel injector flow measurements

- Two VID lab visits this period.

No issues identified during visits.

# Test Area Timelines

»» October 1, 2011 –  
March 31, 2012

Test Monitoring Center

<http://astmtmc.cmu.edu>



A Program of ASTM International

# Test Area Timeline Additions

Test	Date	Topic	IL
IIIG	20111129	Added provisions for strainers in coolant system Updated tolerances for cam and lifter measurement devices	11-3
IIIG	20111212	Added First-in, First-out criteria for specific hardware and corrected harmonic balancer p/n	11-4
VID	20120111	Clarified procedure for oil additions during new engine break-in	12-1
IVA	20120204	Reintroduced reference oil 1006-2, targets with N = 4	
IVA	20120209	Updated standard deviation for severity adjustments	

\*As of 3/31/2012

Test Monitoring Center

<http://astmtmc.cmu.edu>



A Program of ASTM International

# Additional Information

»» October 1, 2011 –  
March 31, 2012

Test Monitoring Center

<http://astmtmc.cmu.edu>



A Program of ASTM International

# Additional Information

- ▶ Available on TMC Website:
  - Live Reference Test Data Bases
  - Surveillance Panel Meeting Minutes
  - Test Area Alarm Logs
  - Complete Test Area Timelines
  - LTMS Manual
  
- ▶ [www.astmtmc.cmu.edu](http://www.astmtmc.cmu.edu)



**A Program of ASTM International**



A Program of ASTM International

# **Test Monitoring Center**

<http://astmtmc.cmu.edu>

## Appendix 1 PCMO Reference Oil Testing Control Charts

April 2012



# Appendix 1.a

## IIIF Control Charts

» Severity, Precision, and CuSum

Test Monitoring Center

<http://astmtmc.cmu.edu>



A Program of ASTM International

# Appendix 1.d

## Sequence VG Control Charts

» Severity, Precision, and CuSum

Test Monitoring Center

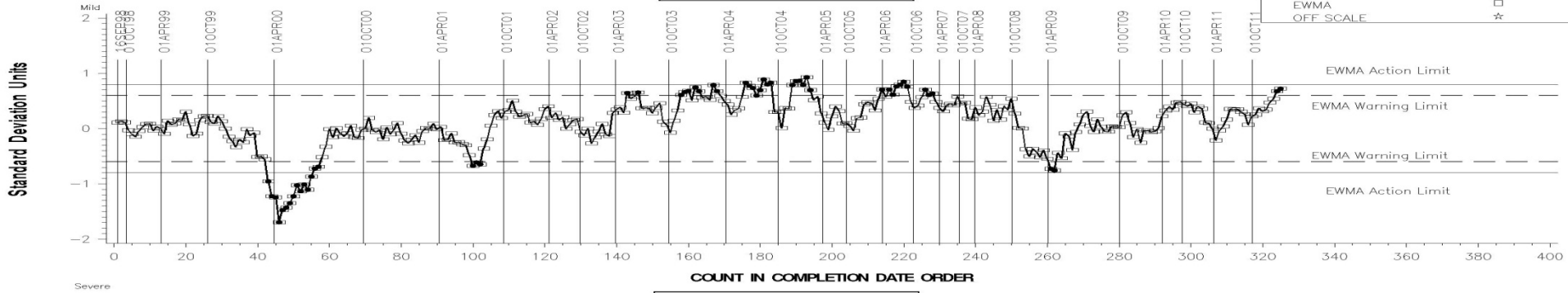
<http://astmtmc.cmu.edu>



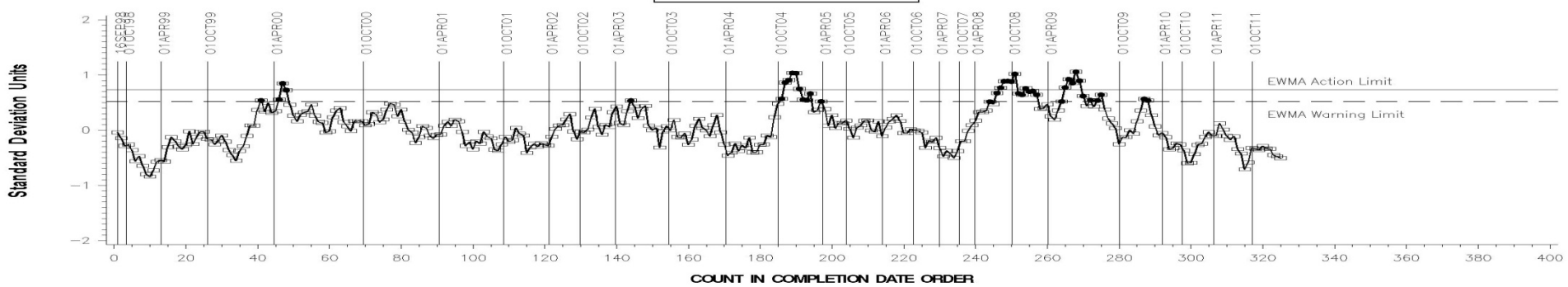
A Program of ASTM International

AVERAGE ENGINE SLUDGE

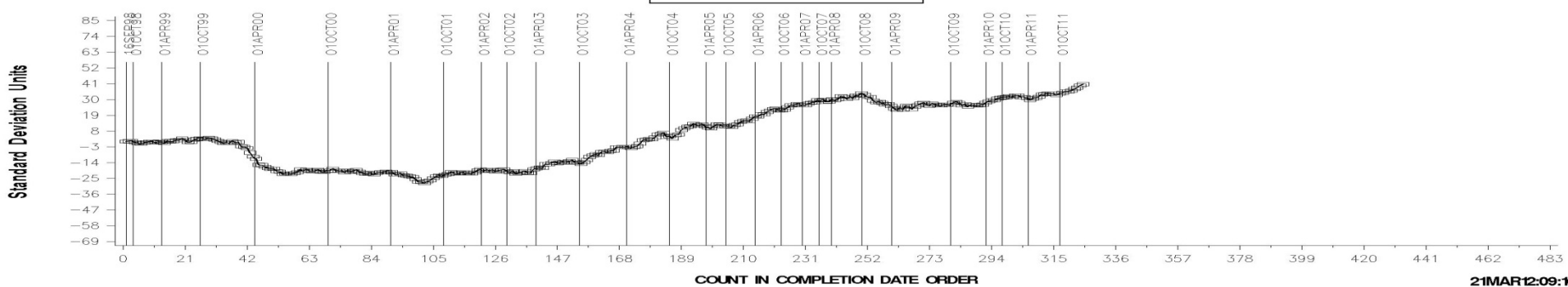
LTMS Severity Analysis



LTMS Precision Analysis



CUSUM Severity Analysis

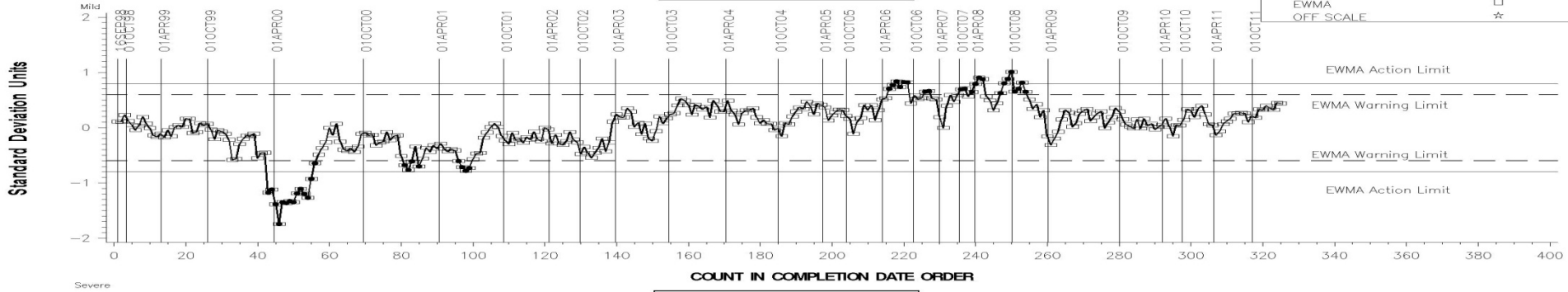


21MAR12:09:16

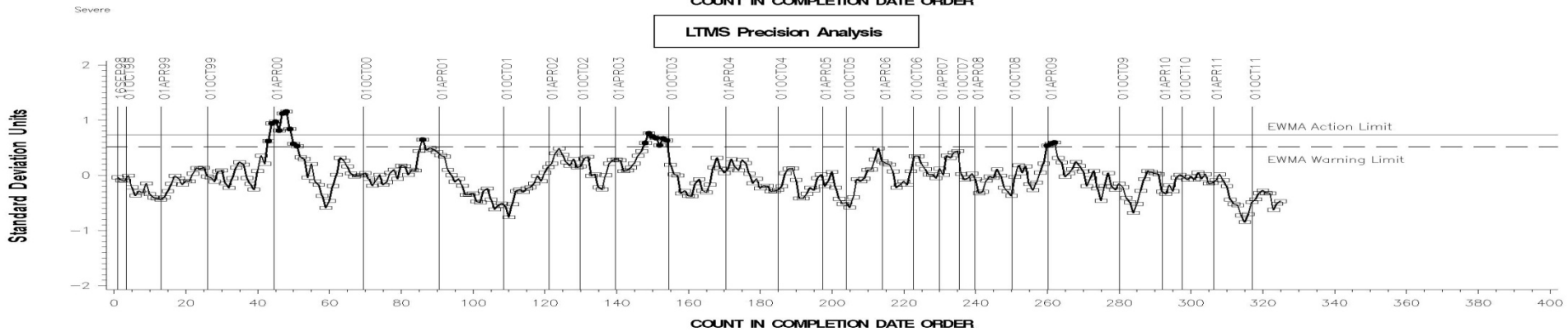
# SEQUENCE VG INDUSTRY OPERATIONAL VALID DATA

## AVERAGE ROCKER COVER SLUDGE

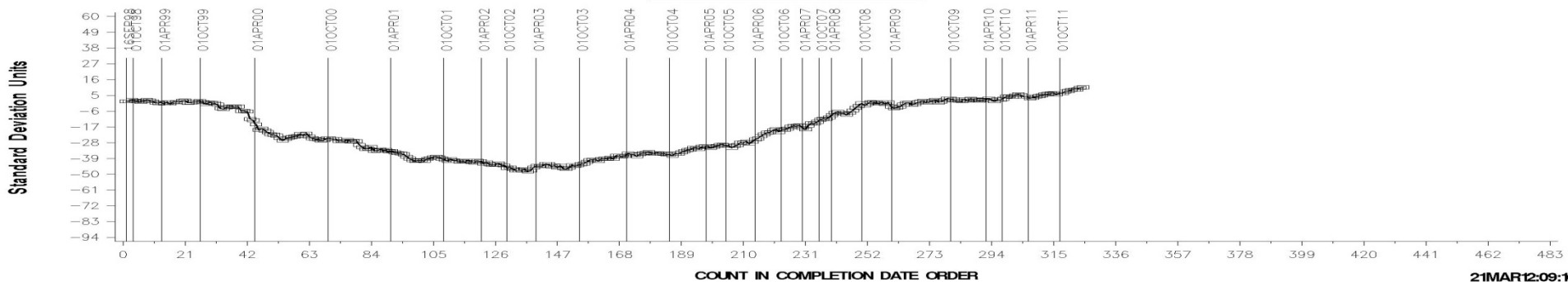
**LTMS Severity Analysis**



**LTMS Precision Analysis**



**CUSUM Severity Analysis**



21MAR12:09:16

Test Monitoring Center

<http://astmtmc.cmu.edu>

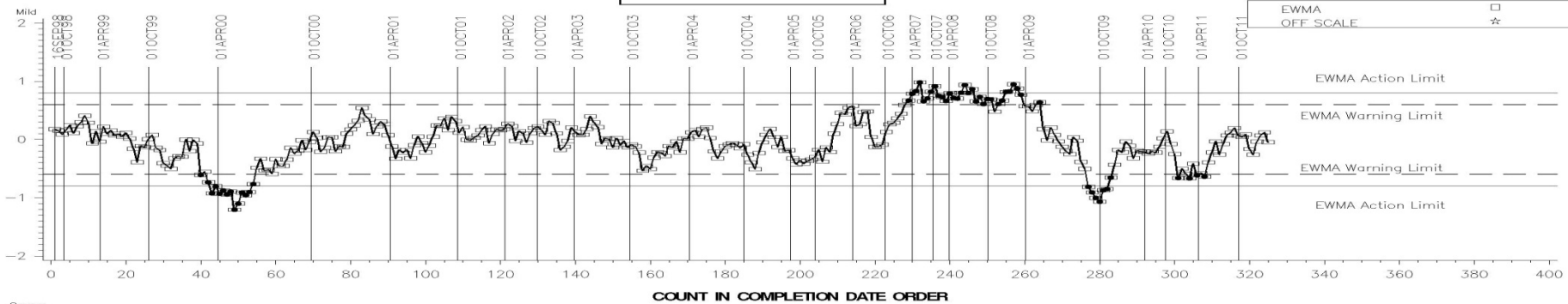


A Program of ASTM International

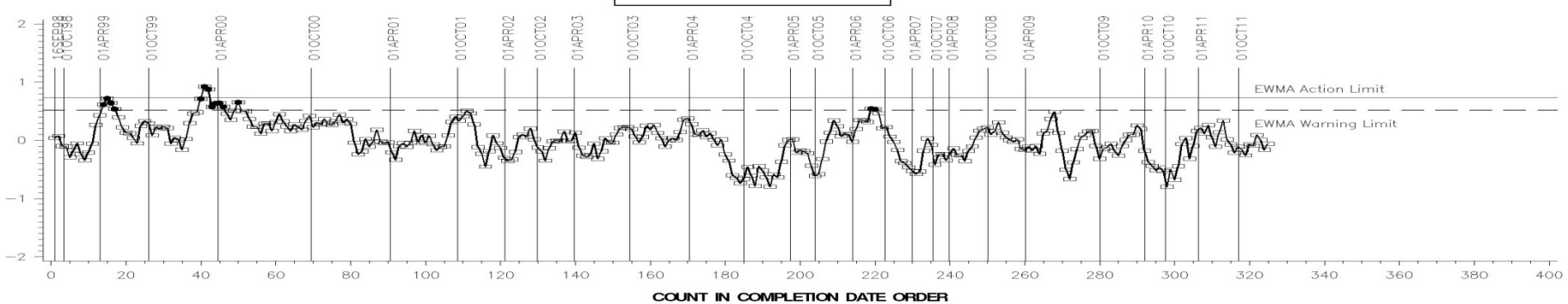
# SEQUENCE VG INDUSTRY OPERATIONALLY VALID DATA

AVG. ENG. VARN. 3—PART APV + BAFFLES

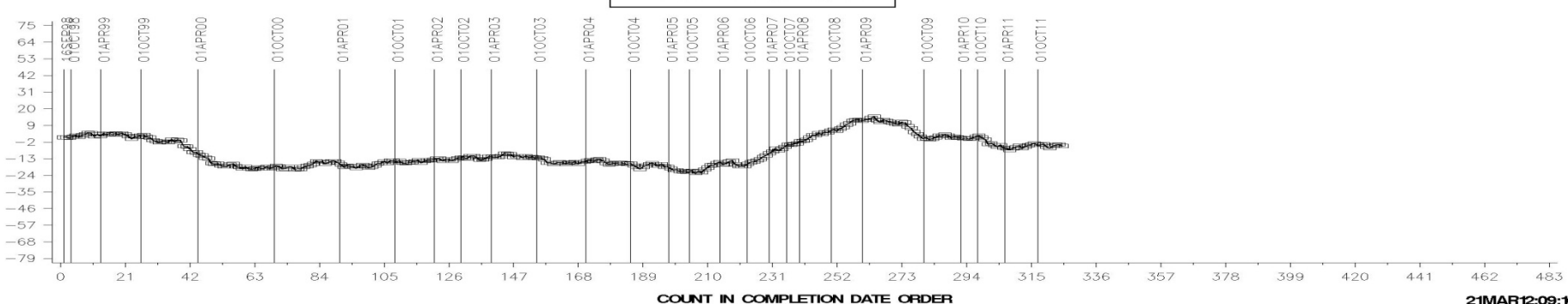
**LTMS Severity Analysis**



**LTMS Precision Analysis**



**CUSUM Severity Analysis**



21MAR12:09:16

Test Monitoring Center

<http://astmtmc.cmu.edu>

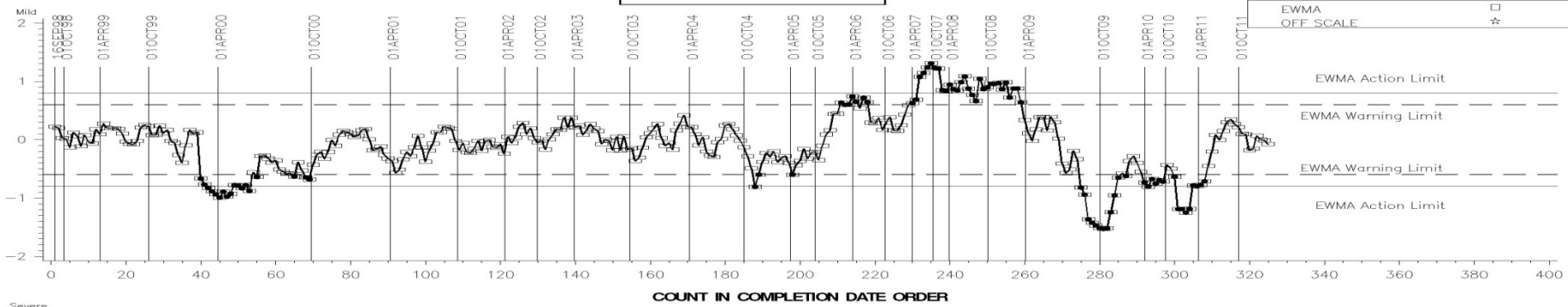


A Program of ASTM International

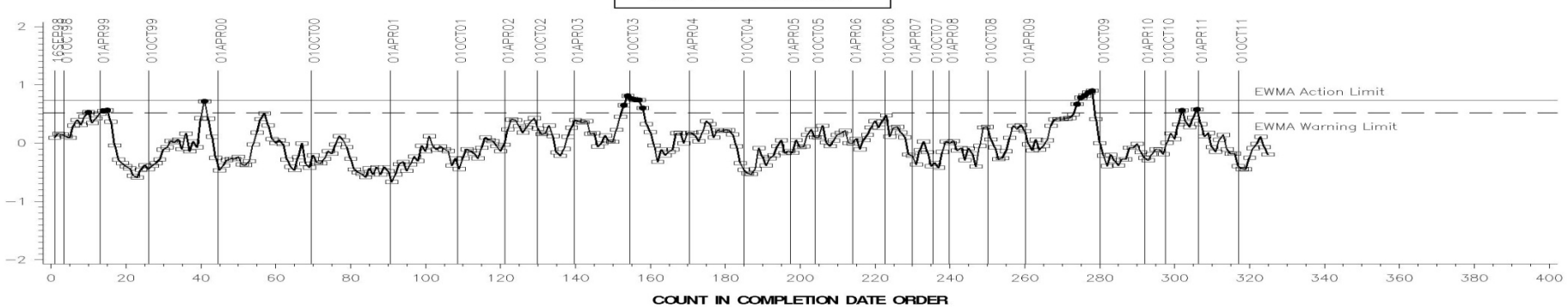
# SEQUENCE VG INDUSTRY OPERATIONAL VALID DATA

## AVG PISTON SKIRT RATING

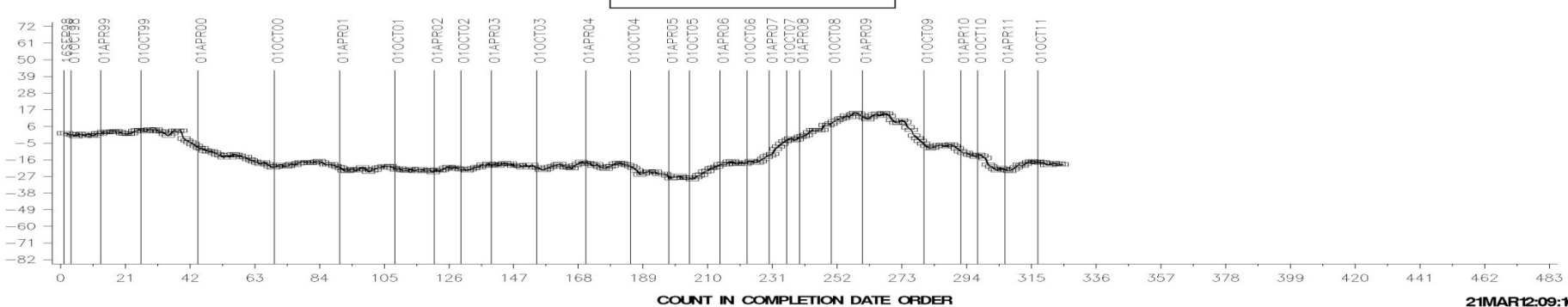
LTMS Severity Analysis



LTMS Precision Analysis



CUSUM Severity Analysis



21MAR12:09:16

Test Monitoring Center

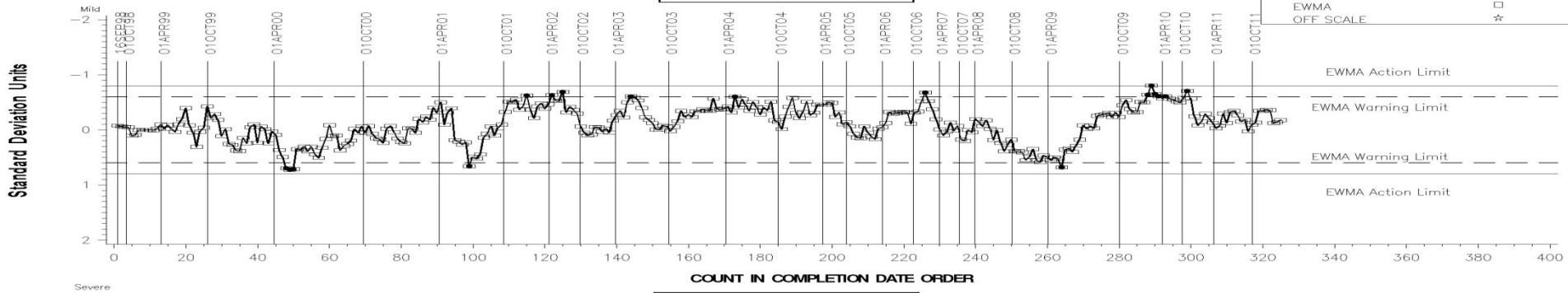
<http://astmtmc.cmu.edu>



A Program of ASTM International

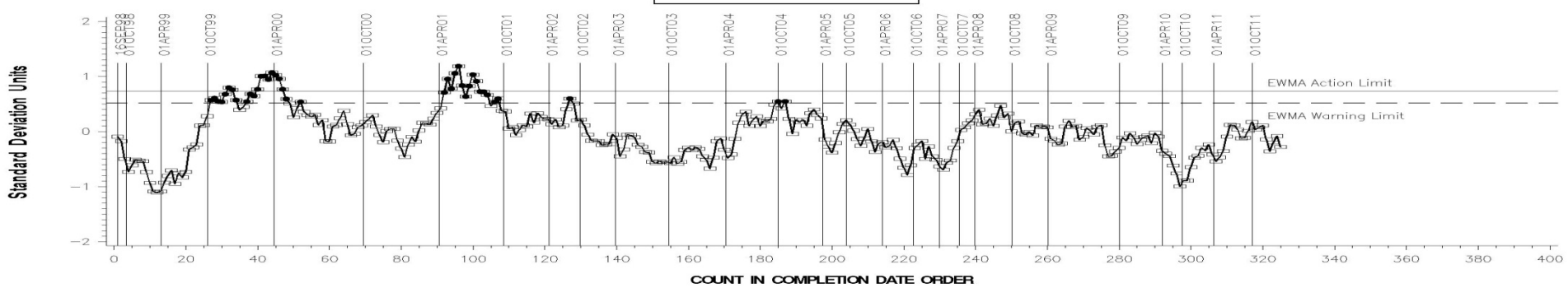
OIL SCREEN SLUDGE

LTMS Severity Analysis



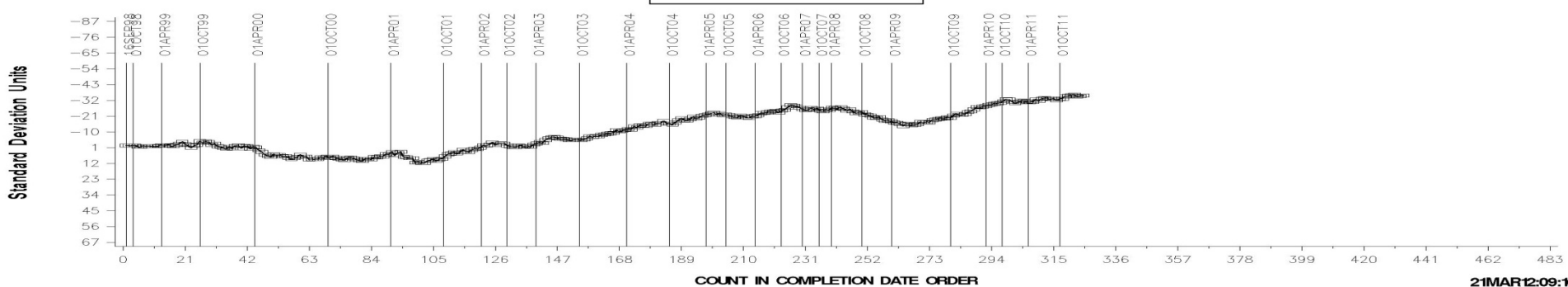
COUNT IN COMPLETION DATE ORDER

LTMS Precision Analysis



COUNT IN COMPLETION DATE ORDER

CUSUM Severity Analysis



COUNT IN COMPLETION DATE ORDER

21MAR12:09:16

[Return](#)

Test Monitoring Center

<http://astmtmc.cmu.edu>



A Program of ASTM International



**haltermannsolutions**

## SVGMI Fuel Report

Confidential Do Not Share

Mark Overaker  
Director of Manufacturing and Supply Chain  
Haltermann Products  
March 29, 2012



# Agenda

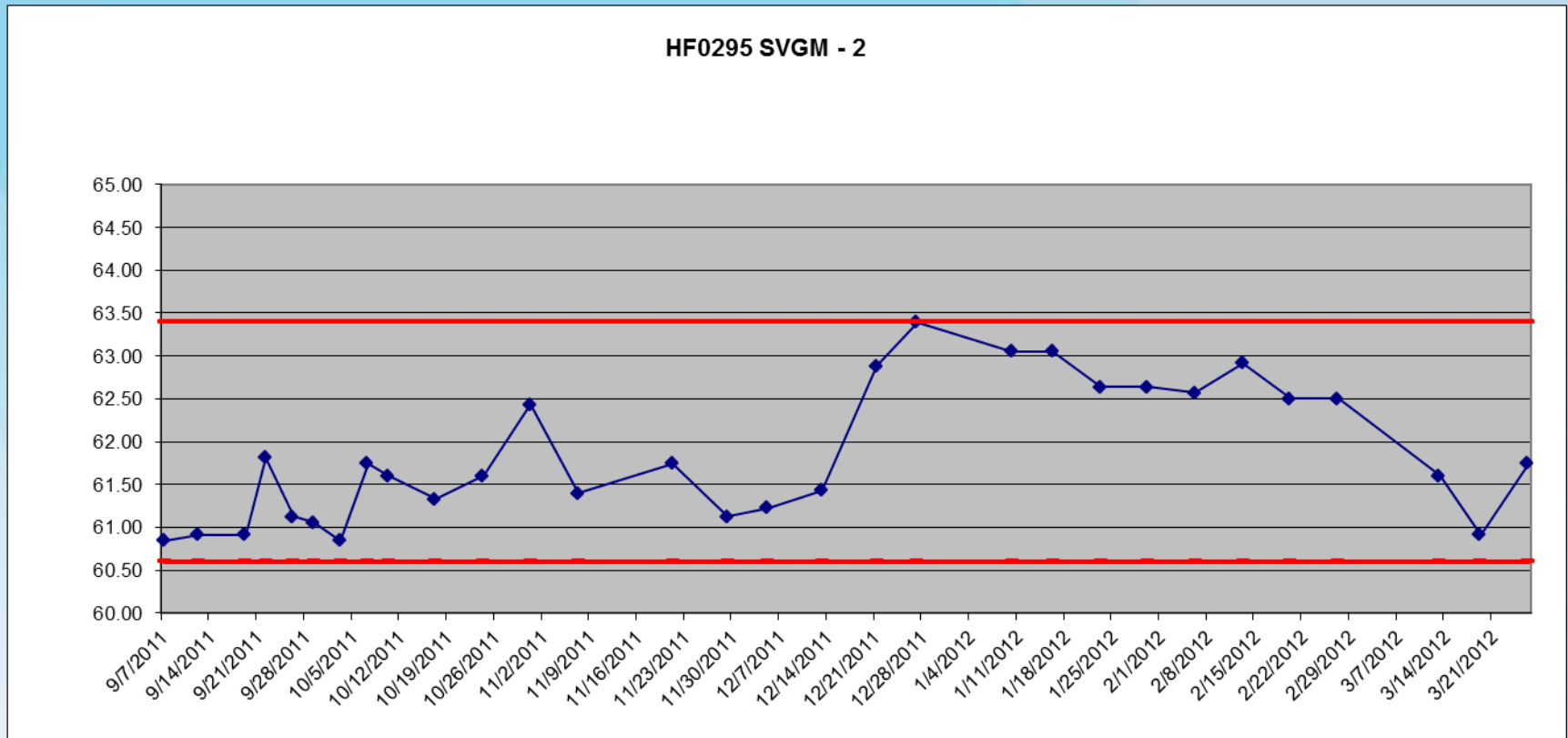
- Fuel adjustments – Tank History
  - Excel file submitted
- Fuel – Tank Survey
  - Excel File submitted
- Current inventory
- Consumption rate
- Timeframe to next batch
- VH needs
- Failing oil status



# Tank Adjustments

PRODUCT:						Batch No.:	YJ0621NX10-1	YJ0621NX10-1	YJ0621NX10-1	XC2721NX10
HALTERMANN						RVP bump	RVP bump			
PRODUCT CODE:						Tank No.:	62	62	62	62
Seq. VG						Date:	12/20/2011	10/6/2011	6/24/2011	3/31/2009
TEST	METHOD	UNITS	SPECIFICATIONS			RESULTS	RESULTS	RESULTS	RESULTS	
			MIN	TARGET	MAX					
Distillation - IBP	ASTM D86	°C	23.9		35.0			31.2	28.9	
5%		°C						45.8	44.1	
10%		°C	48.9		57.2			52.9	51.3	
20%		°C						64.6	64.6	
30%		°C						79.4	80.7	
40%		°C						97.5	98.6	
50%		°C	98.9		115.6			108.0	108.3	
60%		°C						115.2	114.4	
70%		°C						124.0	123.4	
80%		°C						144.8	145.3	
90%		°C	162.8		176.6			173.7	175.4	
95%		°C						183.8	192.8	
Distillation - EP		°C	196.1		212.8			210.2	208.6	
Recovery		vol %		Report				98.7	98.0	
Residue		vol %			2.0			0.7	1.1	
Loss		vol %		Report				0.6	0.9	
Gravity	ASTM D4052	*API		Report		57.9	57.9	57.9	57.6	
Specific Gravity	ASTM D4052			Report				0.7473	0.7474	
Reid Vapor Pressure	ASTM D5191	kPa	60.6		63.4	62.9	62.5	62.0	62.7	
Carbon	ASTM E191	wt fraction	0.8580		0.8690			0.8616	0.8632	
Hydrogen	ASTM E191	wt fraction						0.1333	0.1321	
Carbon	ASTM D3343	wt fraction		Report				0.8676	0.8664	
Oxygen	ASTM D4815	wt %			0.05			None Detected	<0.01	
Sulfur	ASTM D5453	mg/kg			200			53	<17.0	
Lead	ASTM D3237	mg/l			2.6			None Detected	<2.5	
Phosphorous	ASTM D3231	mg/l			1.3			None Detected	<0.2	
Composition, aromatics	ASTM D1319	vol %			35.0			32.8	30.4	
Composition, olefins	ASTM D1319	vol %	5.0		10.0			6.9	5.9	
Composition, saturates	ASTM D1319	vol %		Report				60.4	63.8	
Oxidation Stability	ASTM D525	minutes	1440					1440+	>1440	
Copper Corrosion	ASTM D130				1			1a	1a	
Existent gum, washed	ASTM D381	mg/100mls			3.0			<0.5	<0.5	
Research Octane Number	ASTM D2699		96.0		98.0			97.7	98.0	
Motor Octane Number	ASTM D2700			Report				88.3	89.2	
R+M/2	D2699/2700			Report				93.0	93.6	
Sensitivity	D2699/2700		7.5					9.4	9.2	
Net Heat of Combustion	ASTM D240	Btu/lb		Report				18314	18395	
Additive, Ethyl antioxidant	calculated	ptb		Report				3.5	3.5	

# SVGMII RVP maintenance tracking on Tank 62 – Nixon, TX



RVP apparatus calibrated week of 03/19 and returned to service 3/26/2012



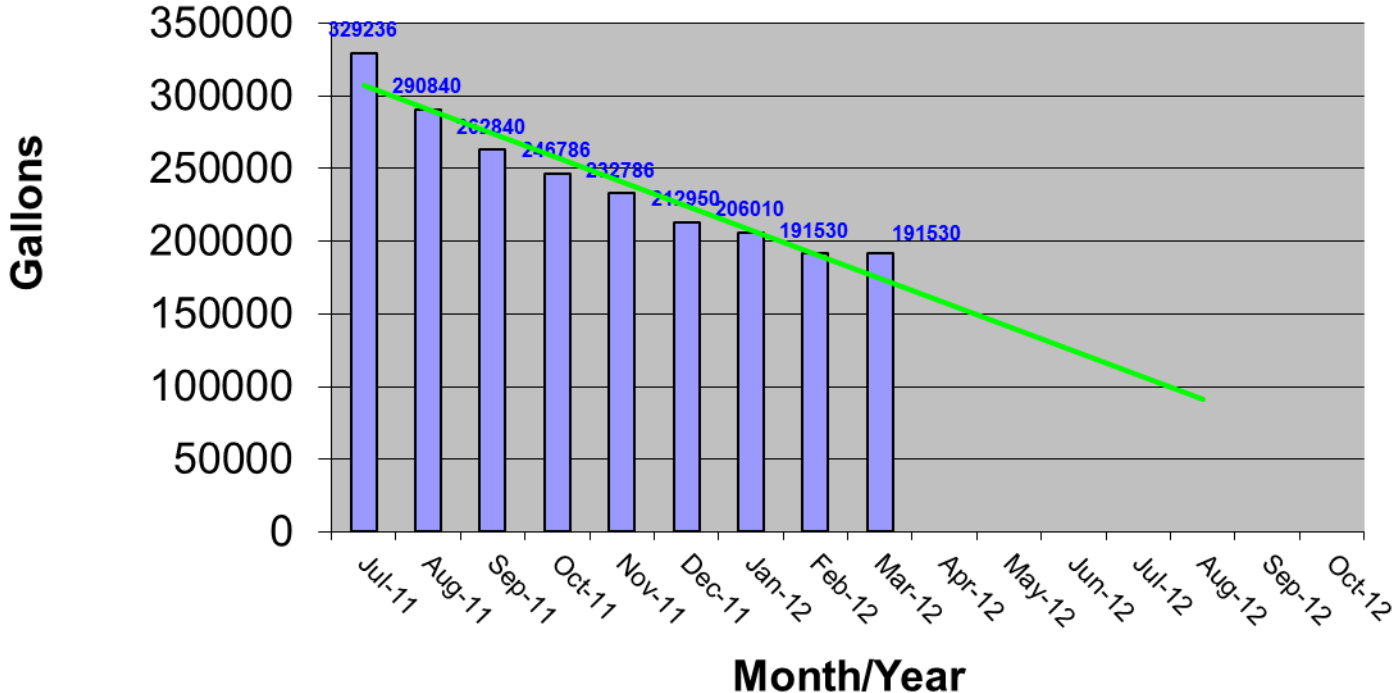
# Fuel Survey – 2012 results

TEST	METHOD	UNITS	SPECIFICATIONS			Date received:	3/16/2012	3/16/2012	3/16/2012	3/16/2012	3/12/2012	2/28/2012	2/24/2012	2/20/2012	2/20/2012	2/10/2012	1/20/2012	1/20/2012	1/11/2012	1/9/2012	1/4/2012				
						Analysis date:	3/20/2012	3/19/2012	3/20/2012	3/19/2012	3/13/2012	2/28/2012	2/27/2012	2/20/2012	2/20/2012	2/10/2012							1/11/2012	1/9/2012	1/5/2012
						Results	Results	Results	Results	Results	Results	Results	Results	Results	Results	Results	Results	Results	Results	Results	Results	Results	Results	Results	Results
Distillation - IBP	ASTM D86	°C	MIN	TARGET	MAX	28.4	29.6	29.2	30.8	28.6	28.3	28.7	28.6	28.7	30.9	30.0	28.7	30.4	30.3	28.9					
5%		°C				42.7	43.8	45.0	47.8	41.5	41.3	41.8	41.4	43.4	43.9	44.5	43.9	41.6	41.9	43.2					
10%		°C	48.9		57.2	50.6	51.4	53.6	55.5	49.6	49.5	50.0	49.6	52.3	51.6	51.8	52.0	49.5	49.6	51.2					
20%		°C				63.9	64.2	67.7	68.8	62.1	62.2	62.6	62.3	66.1	63.9	64.3	66.0	61.9	62.2	64.0					
30%		°C				80.5	80.5	84.5	85.0	77.7	77.9	77.9	78.3	83.1	79.1	79.8	82.6	77.3	77.8	79.3					
40%		°C				99.2	99.2	101.2	101.3	96.9	97.2	96.5	97.5	99.0	97.2	98.3	99.9	96.0	96.8	97.6					
50%		°C	98.9		115.6	110.5	110.5	110.0	110.2	109.0	109.6	108.8	109.5	109.9	109.4	109.9	109.6	109.1	109.4	109.4					
60%		°C				117.7	117.5	115.8	116.2	116.0	116.1	115.8	116.0	116.4	116.7	115.6	116.7	115.6	116.1	116.3					
70%		°C				128.3	128.3	124.1	124.0	124.6	124.8	124.6	124.7	123.6	125.1	125.2	123.5	124.7	124.9	125.1					
80%		°C				151.8	152.8	144.2	142.7	146.3	146.3	145.7	145.7	142.9	146.0	146.2	142.9	145.5	145.6	146.8					
90%		°C	162.8		176.7	174.6	175.4	173.2	172.8	173.9	173.8	173.7	173.6	173.0	174.0	173.8	172.8	173.6	173.6	174.0					
95%		°C				185.3	187.3	185.6	183.8	185.0	185.5	184.7	185.0	185.4	185.5	184.8	184.9	184.6	185.2	185.2					
Distillation - EP		°C	196.1		212.8	210.8	211.8	213.1	208.4	211.2	211.8	210.3	212.0	213.0	213.1	208.8	212.9	212.2	211.3	211.5					
Recovery		vol %		Report		97.9	98	98.1	99.2	97.1	97.1	97.3	96.9	97.6	98.6	97.9	96.9	96.9	97.6	97.6					
Residue		vol %			2.0	1.1	1.1	1.1	0.8	1.1	1.1	1.1	1.1	1.1	1.1	1.1	1.1	1.1	1.1	1.1					
Loss		vol %		Report		1.0	0.9	0.8	0.0	1.8	1.8	1.6	2.0	1.3	1.6	0.3	0.1	2.0	2.0	1.3					
Gravity	ASTM D4052	°API		Report		56.7	56.9	57.5	56.9	57.1	56.9	57.1	56.9	56.6	57.3	56.7	57.0	57.2	56.9	56.9					
Specific Gravity	ASTM D4052	-		Report		0.752	0.752	0.7519	0.7479	0.7511	0.7501	0.7509	0.7523	0.7496	0.7495	0.7521	0.75	0.7498	0.7512						
Reid Vapor Pressure	ASTM D5191	kPa				62.6	60.5	61.9	60.7	59.9	61.6	60.4	60.7	61.6	60.4	60.5	60.1	60.1	60.6						
Existent gum, unwashed	ASTM D381	mg/100mls		Report		1.5	0.5	<0.5	3.5	<0.5	<0.5	<0.5	<0.5	<0.5	<0.5	<0.5	<0.5	1.0	<0.5						
Existent gum, washed	ASTM D381	mg/100mls			3.0	<0.5	0.5	<0.5	<0.5	<0.5	<0.5	<0.5	<0.5	<0.5	<0.5	<0.5	<0.5	<0.5	<0.5						
					ANALYST	JJB	JJB	JJB	JJB	JJB	JJB	JJB	JAM	JAM	JJB	JJB	JJB	JJB	JJB	JJB					



Current Inventory  
191530 gallons

### VG Inventory

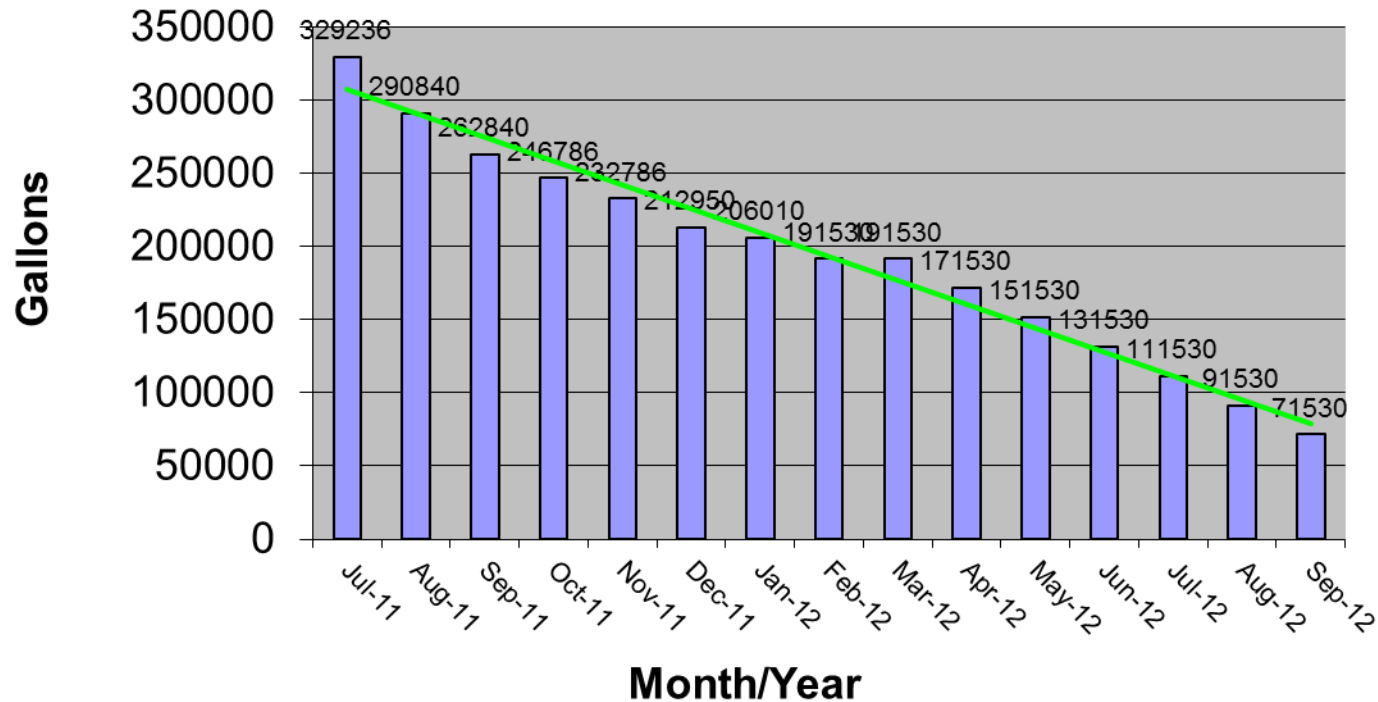


Actual usage rate suggests September 2012 rebuild  
Action level approx. 70K gallons



Rebuild assuming 20K gallon rate from March 2012

### VG Inventory at 20K gal/mo

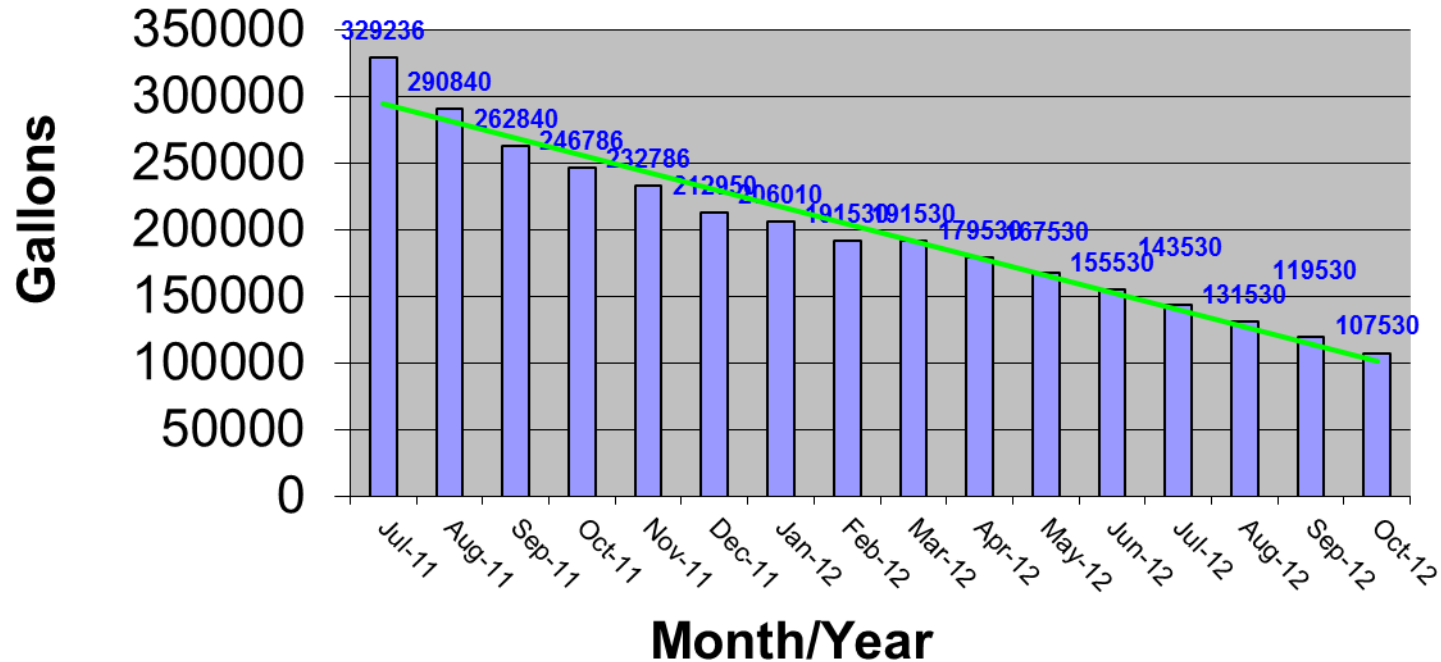


20K gallon rate suggests Sept. 2012 rebuild  
Action level approx. 70K gallons



Rebuild assuming 12K gal rate from March 2012

## VG Inventory at 12K gal/mo



12K gallon rate suggests Dec. 2012 rebuild  
Action level approx. 70K gallons

Haltermann Solutions Confidential  
- Do not share



haltermansolutions

fueling the world, one solution at a time

# VH needs

- Fuel for VH testing
  - How much is needed
  - Which labs
- Accounting for fuel
  - Haltermann to supply fuel for the study
  - Segregated storage at labs





# Failing Oil Status - 925 inventory

- 925 in short supply
- Has an alternate oil been identified
- Is this still an issue



**PRODUCT:** SVGM2  
**HALTERMANN**  
**PRODUCT CODE:** HF0295  
**Seq. VG**

**Batch No.:** YJ0621NX10-1 YJ0621NX10-1 YJ0621NX10-1 XC2721NX10  
RVP bump RVP bump  
**Tank No.:** 62 62 62 62  
**Date:** 12/20/2011 10/6/2011 6/24/2011 3/31/2009

TEST	METHOD	UNITS	SPECIFICATIONS			RESULTS	RESULTS	RESULTS	RESULTS
			MIN	TARGET	MAX				
Distillation - IBP	ASTM D86	°C	23.9		35.0			31.2	28.9
5%		°C						45.8	44.1
10%		°C	48.9		57.2			52.9	51.3
20%		°C						64.6	64.6
30%		°C						79.4	80.7
40%		°C						97.5	98.6
50%		°C	98.9		115.6			108.0	108.3
60%		°C						115.2	114.4
70%		°C						124.0	123.4
80%		°C						144.8	145.3
90%		°C	162.8		176.6			173.7	175.4
95%		°C						183.8	192.8
Distillation - EP		°C	196.1		212.8			210.2	208.6
Recovery		vol %		Report				98.7	98.0
Residue		vol %			2.0			0.7	1.1
Loss		vol %		Report				0.6	0.9
Gravity	ASTM D4052	°API		Report		57.9	57.9	57.9	57.6
Specific Gravity	ASTM D4052			Report				0.7473	0.7474
Reid Vapor Pressure	ASTM D5191	kPa	60.6		63.4	62.9	62.5	62.0	62.7
Carbon	ASTM E191	wt fraction	0.8580		0.8690			0.8616	0.8632
Hydrogen	ASTM E191	wt fraction						0.1333	0.1321
Carbon	ASTM D3343	wt fraction		Report				0.8676	0.8664
Oxygen	ASTM D4815	wt %			0.05			None Detected	<0.01
Sulfur	ASTM D5453	mg/kg			200			53	<17.0
Lead	ASTM D3237	mg/l			2.6			None Detected	<2.5
Phosphorous	ASTM D3231	mg/l			1.3			None Detected	<0.2
Composition, aromatics	ASTM D1319	vol %			35.0			32.8	30.4
Composition, olefins	ASTM D1319	vol %	5.0		10.0			6.9	5.9
Composition, saturates	ASTM D1319	vol %		Report				60.4	63.8
Oxidation Stability	ASTM D525	minutes	1440					1440+	>1440
Copper Corrosion	ASTM D130				1			1a	1a
Existent gum, washed	ASTM D381	mg/100mls			3.0			<0.5	<0.5
Research Octane Number	ASTM D2699		96.0		98.0			97.7	98.0
Motor Octane Number	ASTM D2700			Report				88.3	89.2
R+M/2	D2699/2700			Report				93.0	93.6
Sensitivity	D2699/2700		7.5					9.4	9.2
Net Heat of Combustion	ASTM D240	Btu/lb		Report				18314	18395
Additive, Ethyl antioxidant	calculated	ptb		Report				3.5	3.5



A Program of ASTM International

# ***Test Monitoring Center***

***<http://astmtmc.cmu.edu>***

## **Replacement Oil for 925-3**

**Sequence V Surveillance Panel**

**March 29, 2011**

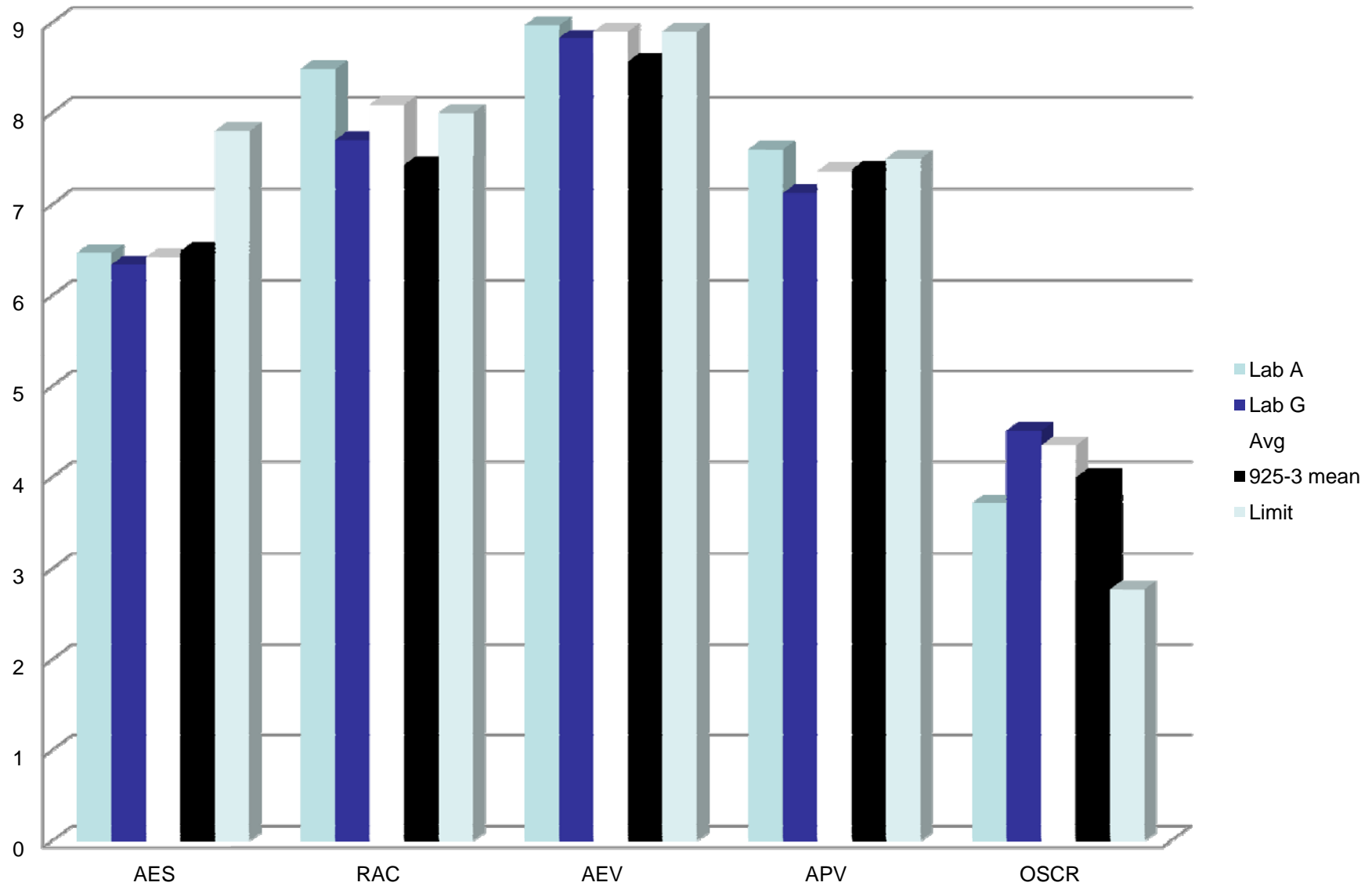
# Summary of Results

- 2 tests reported from different labs
- Test run in January of this year, completed within 2 weeks of each other.
- Summary in next few slides

# Summary of Test Results

Lab	AES	RAC	AEV	APV	OSCR	OSCRTi
A	6.47	8.48	8.97	7.6	40	3.7136
G	6.34	7.7	8.82	7.12	90	4.5109
925	6.49	7.43	8.56	7.38	53	3.997

## Potential 925 Replacement Results Compared to 925-3, all parameters



All results severity adjusted, where appropriate.

# Summary

- Based on Results:
- Oil's AES performance is comparable to 925-3
- RAC is milder and appears to be borderline
- AEV performance is borderline, somewhat milder than 925-3
- APV performance is similar to 925-3
- OSCR is a fail and similar to 925-3



**A Program of ASTM International**



Sequence VG Surveillance Panel  
March 29, 2012  
1:00PM – 5:00PM  
Omni Corpus Christi Hotel, Bayfront Tower  
Corpus Christi, TX

Motions and Action Items  
As Recorded at the Meeting by Bill Buscher

1. Action Item – Keep previous action item addressing RO 1010 introduction into the VG test open.
2. Action Item – Ron Romano to follow up with FCS on the status of the pistons and rings from the current industry hardware order and report back to the test labs.
3. Action Item – Haltermann to set SVGM2 rebuild trigger at 70,000 gallons, Haltermann and surveillance panel to monitor and consider starting discussion on rebuild during summer 2012.
4. Action Item – TEI to inquire with camshaft bearing supplier (Durabond) about the availability of the line boring tool or a procedure to machine the VG cylinder heads for the Durabond camshaft bearing inserts.
5. Action Item – Ron Romano to contact Ford 4.6L remanufacturing engineers to obtain information on line boring the VG cylinder heads.
6. Motion – Accept the RO 925-3 replacement oil as a failing VG reference oil and continue with introduction of this reference oil. The surveillance panel instructs the TMC to contact the oil supplier about procurement of this reference oil.

Bill Buscher / Ed Altman / Passed 10-0-0

7. Action Item – The RO 925-3 replacement oil introduction to be completed prior to the introduction of the next SVGM2 fuel batch, and as soon as possible for VH development use.