

Seq. IIIH Severity Task Force

Teleconference

Wednesday, March 1, 2017

09:00 – 11:00 EST

Agenda (Attachment #1)

1.) Attendance.

Addison Schweitzer, Charlie Leverette, Pat Lang, Chaudhry Ankit, Amol Savant, Ed Altman, George Szappanos, Jeff Betz, Bob Campbell, Rich Grundza, Karin Haumann, Matt Bowden, Robert Stockwell, Jason Bowden, Todd Dvorak, Jerry Brys, Doyle Boese

2.) Approve Minutes from Feb. 15, 2017 – Jason Bowden / Ed Altman-Approved

3.) Action Item Review

Action Item #1: OHT to confirm if the 60 each pistons offered by 2/27/17 will be BC4 pistons.- **Complete**

Jason Bowden confirmed the initial BC4 pistons have been delivered to OHT and the balance of the BC4 pistons have an estimated delivery by 3/10/17.

Action Item #2: OHT to review differences between production and special test rings supplied by OHT. – **Complete**

Jason Bowden confirmed the only design differences are gap.

Action Item #3: Labs to report if they changed how they measured blowby data between matrix and post-matrix. Labs will report findings to the task force. - **Complete**

With the exception of Lubrizol who still uses the fixed orifice, all other Seq. IIIH labs used the fixed orifice during the precision matrix and then switched to the JTec flow meter post precision matrix.

Action Item #4: Labs to confirm if honing results are different between matrix and post matrix and report summary to task force. -**Complete**

Stats Group will provide information to the Surveillance Panel for discussion.

Action Item #5: Labs to confirm calibration and cleaning procedure of JTec – Addison Schweitzer – **Complete**

Labs provided a summary to Addison (**Attachment #2**). Review determined that there were differences with how labs have the JTEC calibrated, but cleaning procedures were fairly similar. Labs typically do not see a change in calibration.

3/1/17 Action Item #1: Addison will develop a calibration procedure for the JTEC and have the Task Force review.

Action Item #6: Confirm how the JTEC data is being collected. Ankit will survey the labs to have them provide the raw data that is being collected along with each lab's practices for measuring barometric pressure, JTEC flow, temp, etc.)-Ankit Chaudhry – **Ongoing**

Ankit is currently awaiting replies to his survey from the balance of the labs. Southwest Research presented data showing that the blowby flow stabilizes after 2 minutes sample time (**Attachment #3**).

Action Item #7: Todd Dvorak will review honing analysis he prepared for the November 2016 Panel meeting comparing the correlation pre and post matrix by lab vs. blowby and output results – Todd Dvorak **Ongoing**

Action Item #8: Stand review of blowby evacuation setup to confirm each stand meets the schematic shown in the procedure – All Labs – **Complete**

All labs confirmed they meet the schematic shown in the procedure. Amol commented that the procedure schematic shows the canister in the vertical position. The manufacturer recommends the canister be placed in the horizontal position.

Motion #1: Jason Bowden / Addison Schweitzer: Jason Bowden / Addison Schweitzer: Task Force recommend to the Surveillance Panel that the schematic (shown in figure A3.1) for the canister in the blowby circuit be modified to be shown in a horizontal line. – **Passed - Unanimous**

Action Item #9: Amol will survey the labs to determine how they are insulating the exhaust downpipes and how the exhaust systems are routed- Amol Savant- **Ongoing**

Action Item #8: Labs to provide results to the Task Force on prior 436 results in stand being used in Ring Gap DOE. Valvoline to report 438 results. – All Labs - **Ongoing**

Most data presented with the exception of an MRV results and Phos. Ret from a lab.

4.) Update on Initial Ring Gap DOE-

- a. **Todd Dvorak will provide analysis of DOE results from Stats Group to help answer the following questions: (Attachment #4)**
 - Blowby change vs severity change, by lab
 - “Can we use blowby to predict severity and therefore target (limit) the initial value?”
 - If yes, what are the limits
 - If no, then what’s impacting severity?
 - Blowby change vs ring gap
 - “Can we use the relationship to predict the required adjustment necessary for appropriate blowby?”
 - If yes, what is the relationship?
 - If no, what matrix needs run when new hardware is introduced?
 - PVIS change vs ring gap, by lab
 - “Did the ring gap reduce severity, and is it consistent among labs?”
 - If yes, can we implement?
 - If no, is there any plan B besides BC4?

Todd presented initial data review of the Ring Gap DOE. He commented that the data is limited by not knowing what the actual ring gaps were. The data presented compared the Ring Gap DOE and individual lab experiments with all chartable 436 and 438 ref runs. The data presented shows that the reduced ring gap did not show a significant difference between matrix, PM matrix and BC3 PM for Ln(PVIS), Ln(MRV), PHOS, average blowby. The Reduced Ring Gap showed higher blowby for initial and Hr. 6-21 than the normal ring gaps, the average BLWBY was not statistically different than the matrix.

Jason Bowden enquired to see if it was possible to compare only the data on the same oils and stands used in the Ring Gap DOE. Todd offered to look at this as well. Also, Todd requested that all labs report their actual ring gap measurements for both the Ring Gap DOE and the prior Ref Oil runs in the stand used for this experiment.

3/1/17 Action Item # 2: Labs to provide actual ring gaps to TMC for tests run in Task Force Ring Gap DOE and prior reference oil 436/438 runs on the stands used in in the DOE.

3/1/17 Action Item # 3: Jason Bowden to summarize Ring Gap DOE and prior Ref Oil results on each stand.

The Statisticians Group will continue analysis of the data utilizing the ring gap data and the prior reference oil results by individual stand.

5.) Introduction of BC4 Piston and Ring hardware

There was significant discussion with regards to how the BC4 pistons should be introduced. The conversation fell between two options: Option A- introduce batch code 4 pistons on a reference test using existing inventory of BC3 rings or Option B-Introduce BC4 pistons using BC4 pistons and BC4 rings. With limited inventory remaining of the BC3 rings at the CPD, but not knowing how much inventory remained at the lab level, the group decided on the following motion.

Motion # 2: Jason Bowden / George Szappanos: Task Force recommends to the Seq. III Surveillance Panel that labs must run entire calibration period on same batch of critical parts the stand was referenced on. - **Motion passed with one waive.**

The group also discussed the fact that we will need to review the data once it is complete to determine if there has been any shift in severity of the test. Jason Bowden reminded the group that the intent of the Task Force should be to return the test to precision matrix severity levels. Charlie Leverett reminded the group that one reason a correction factor

could not be instituted for the prior batch was due to significant differences amongst the labs and stands. The group agreed that once reference data was available the Surveillance Panel would have to review.

Pat Lang also offered Southwest services in running a 20 hour screener test on the BC4 hardware. The group agreed.

3/1/17 Action Item #4: Southwest to run BC4 piston screener test.

3/1/17 Action Item #5: OHT to donate one engine set of BC4 pistons to Southwest.

6.) Old Business - None

7.) New Business - None

8.) Motion and Action Item Review (Attachment #5)

9.) Next Meeting – After Seq. III Surveillance Panel and when Stats Group and Open Actions have been completed for review.

10.) Meeting adjourn – 11:30 am

Seq. IIIH Piston Hardware Task Force

Teleconference

Wednesday, March 5, 2017

09:00 – 11:00 EST

Agenda

1.) Attendance.

2.) Action Item Review

Action Item #1: OHT to confirm if the 60 each pistons offered by 2/27/17 will be BC4 pistons.-Jason Bowden

Action Item #2: OHT to review differences between production and special test rings supplied by OHT.

Action Item #3: Labs to report if they changed how they measured blowby data between matrix and post-matrix. Labs will report findings to the task force.

Action Item #4: Labs to confirm if honing results are different between matrix and post matrix and report summary to task force.

Action Item #5: Labs to confirm calibration and cleaning procedure of JTec – Addison Schweitzer

Action Item #6: Confirm how the JTEC data is being collected. Ankit will survey the labs to have them provide the raw data that is being collected along with each labs practices for measuring barometric pressure, JTEC flow, temp, etc.)-Ankit Chaudhry

Action Item #7: Todd Dvorak will review honing analysis he prepared for the November 2016 Panel meeting comparing the coorelation pre and post matrix by lab vs. blowby and output results – Todd Dvorak

Action Item #8: Stand review of blowby evacuation setup to confirm each stand meets the schematic shown in the procedure – All Labs

Action Item #9: Amol will survey the labs to determine how they are insulating the exhaust downpipes and how the exhaust systems are routed- Amol Savant

Action Item #8: Labs to provide results to the Task Force on prior 436 results in stand being used in Ring Gap DOE. Valvoline to report 438 results. – All Labs

3.) Update on Initial Ring Gap DOE- Group

- a. **Todd Dvorak will provide analysis of DOE results**
- o Blowby change vs severity change, by lab
 - “can we use blowby to predict severity and therefore target (limit) the initial value?”

- If yes, what are the limits
- if no, then what's impacting severity?
- Blowby change vs ring gap
 - "can we use the relationship to predict the required adjustment necessary for appropriate blowby?"
 - If yes, what is the relationship?
 - If no, what matrix needs run when new hardware is introduced?
- PVIS change vs ring gap, by lab
 - "did the ring gap reduce severity, and is it consistent among labs?"
 - **If yes, can we implement?**
 - if no, is there any plan B besides BC4?

4.) Introduction of BC4 Piston and Ring hardware

- a. Introduce material on a reference test or a donated test?
- b. SwRI presentation on BC2/BC3 Piston screen test-Ankit Chaudhry

5.) Old Business

6.) New Business

7.) Motion and Action Item Review

8.) Meeting adjourn

Intertek

Setup and Maintenance of the J-Tec Model Model VF563AA Blowby Flow Meter

Cleaning Procedure:

A4.3 Cleaning and Maintenance

A4.3.1 To ensure the inside of the flow tube and strut remain in a clean condition, carry out the following cleaning procedure prior to every test start.

A4.3.1.1 Gently brush the strut and the inside of the tube with a soft brush or cotton swab. A solvent cleaner, such as a brake parts cleaner that degreases and leaves no residue, may be used to loosen deposits. Ensure the solvent is compatible with aluminum, fluorelastomers, and PTFE.

A4.3.1.2 DO NOT use wire brushes or use high-pressure liquids which may cause damage to the transducers.

Cleaning is performed at IAR using a no residue solvent cleaner pre and post test on every test. Reinforced tygon hoses are changed prior to each test per procedure.

Calibration Procedure

10.4.9 As a minimum, calibrate the following quantities prior to every reference test sequence, unless the required six-month calibration was completed within 60 days prior to to reference tests start: engine speed, dynamometer torque, engine coolant flow, engine coolant out thermcouple, main oil galley thermocouple.

J-Tec calibration was performed by J-Tec during test development and precision matrix (NIST traceable). Since the precision matrix, IAR has developed a calibration cart using filtered shop air and a MicroMotion as a system fourth order polynomial calibration.

Afton

Cleaning Procedure:

Afton replaces all hoses, after each test. We don't have a cleaning schedule, we monitor after each test and spray out with mineral spirits if it's dirty then air dry.

Calibration Procedure

All J-Tec flowmeters at our lab are sent out for a calibration check yearly.

Lubrizol

Does not use JTEC

Cleaning Procedure:

N/A

Calibration Procedure

N/A

Southwest

Cleaning Procedure:

Hoses are changed every test.

JTEC filter is drained every test and changed if it appears to be dirty.

Calibration Procedure

We send out J-TECs for a calibration check after every reference period.

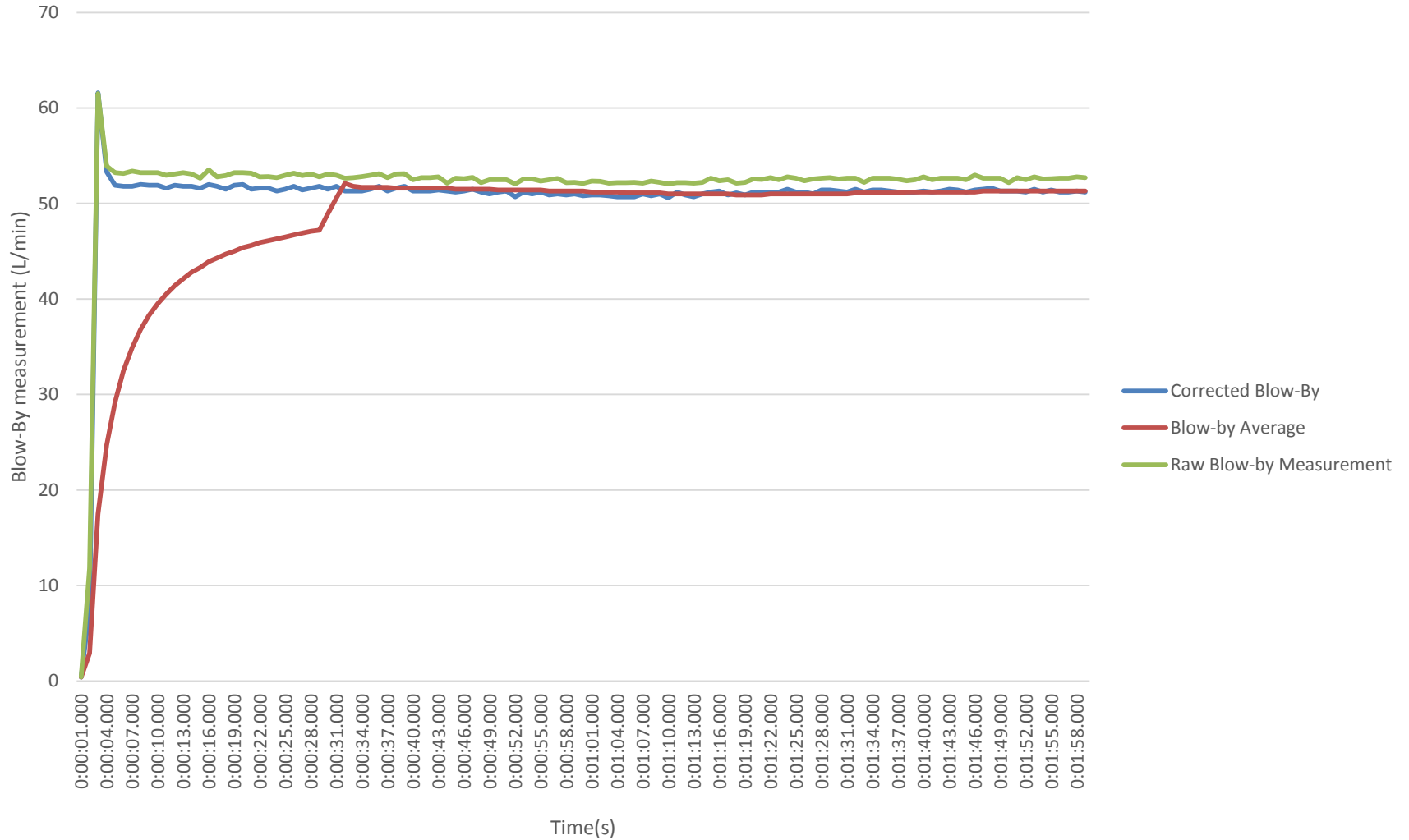
Blow-by Comparison Data Acquisition

SOUTHWEST RESEARCH INSTITUTE®

Ankit Chaudhry
Project Engineer



SwRI Blow-by Measurement



For Additional Information

Ankit Chaudhry

Research Engineer

Gasoline Lubricant Evaluations Section

Southwest Research Institute
Engine Lubricants Research Department,
Fuels and Lubricants Research Division

6220 Culebra Road

P.O. Drawer 28510

San Antonio, TX USA 78228-0510

(210) 522-2820

Visit us on the world wide web at:

<http://www.swri.edu/4org/d08/d08home.htm>



IIH Analysis

Statistics Group

Date: March 1, 2017

Statistics Group

- Arthur Andrews, ExxonMobil
- Doyle Boese, Infineum
- Jo Martinez, Chevron Oronite
- Kevin O'Malley, Lubrizol
- Martin Chadwick, Intertek
- Richard Grundza, TMC
- Lisa Dingwell, Afton
- Todd Dvorak, Afton
- Travis Kostan, SwRI

IIH Data Analysis

- Executive Summary
 - BlowbyHr6-21 average for WPD factor is significant
 - Emphasis in analysis focused on the contrast between *matrix batch 2 pistons with normal ring gaps* (M-2-Normal) vs. *post matrix batch 3 pistons with reduced ring gaps* (PM-3-Reduced)
 - The following table summarizes whether or not the contrast was statistically significant:

Parameter for Contrast (M-2-Normal) vs. (PM-3-Reduced)	Significant Difference between contrast (p value < 0.05)	Direction of Difference
Ln(PVIS)	No	
WPD	No	
LN(MRV)	No	
Phos	No	
BlowbyHr1	Yes	PM-3-Reduced > M-2-Normal
BlowbyHr6-21	Yes	PM-3-Reduced > M-2-Normal
BlowbyAvg	No	

Blowby to Predict Severity (WPD & TPVIS)

IIH Data Analysis

- Analysis of LnPVIS data with Blow-by factors in model
 - Blowby Hr1 and Hr6-21 factors are not significant

Response LnPVIS

Whole Model

Actual by Predicted Plot

Summary of Fit

RSquare	0.515578
RSquare Adj	0.360198
Root Mean Square Error	0.713668
Mean of Response	4.015159
Observations (or Sum Wgts)	71

Analysis of Variance

Parameter Estimates

Term	Estimate	Std Error	t Ratio	Prob> t	VIF
Intercept	2.5074962	0.571226	4.39	<.0001*	.
RefOil[RO434-2]	0.4257031	0.127411	3.34	0.0015*	1.4975779
RefOil[RO436]	-0.734507	0.13824	-5.31	<.0001*	1.7629656
LTMSLAB[A]	-0.184032	0.188232	-0.98	0.3327	2.3867938
LTMSLAB[B]	0.2112476	0.198363	1.06	0.2917	2.3851209
LTMSLAB[D]	0.1412125	0.188907	0.75	0.4581	1.9618393
LTMSLAB[E]	0.1928937	0.27555	0.70	0.4870	2.6623738
LTMSLAB[A]:LTMSAPP[1]	0.342615	0.26314	1.30	0.1985	1.4016312
LTMSLAB[A]:LTMSAPP[2]	0.379589	0.274553	1.38	0.1726	1.4049511
LTMSLAB[A]:LTMSAPP[3]	-0.258838	0.416116	-0.62	0.5366	1.3598677
LTMSLAB[B]:LTMSAPP[3A]	0.3224887	0.401526	0.80	0.4255	2.4610246
LTMSLAB[B]:LTMSAPP[1]	-0.299361	0.264939	-1.13	0.2636	2.0497616
LTMSLAB[D]:LTMSAPP[1]	-0.297013	0.269461	-1.10	0.2753	1.2649687
LTMSLAB[D]:LTMSAPP[2]	-0.174012	0.284189	-0.61	0.5429	1.2596242
LTMSLAB[G]:LTMSAPP[1]	-0.122811	0.339763	-0.36	0.7192	1.3599089
LTMSLAB[G]:LTMSAPP[2]	0.1685252	0.26847	0.63	0.5329	1.5068212
BLWBH001	0.0095916	0.020105	0.48	0.6353	6.3479852
BlowByHr6-21_Avg	0.0226495	0.030955	0.73	0.4676	6.8470454

RefOil
LTMSLAB
LTMSAPP[LTMSLAB]
BLWBH001
BlowByHr6-21_Avg

IIH Data Analysis

- Analysis of WPD data with Blowby factors in model
 - Blowby Hr6-21 factor is significant

Least Squares Fit

Response LnPVIS

Response WPD

Whole Model

Actual by Predicted Plot

Summary of Fit

Analysis of Variance

Parameter Estimates

Term	Estimate	Std Error	t Ratio	Prob> t	VIF
Intercept	5.508098	0.370825	14.85	<.0001*	.
RefOil[RO434-2]	0.1144226	0.082712	1.38	0.1723	1.4975779
RefOil[RO436]	0.6709577	0.089742	7.48	<.0001*	1.7629656
LTMSLAB [A]	0.0629767	0.122196	0.52	0.6084	2.3867938
LTMSLAB [B]	-0.191761	0.128772	-1.49	0.1424	2.3851209
LTMSLAB [D]	0.0414029	0.122634	0.34	0.7370	1.9618393
LTMSLAB [E]	-0.163423	0.17888	-0.91	0.3651	2.6623738
LTMSLAB [A]:LTMSAPP[1]	-0.052496	0.170824	-0.31	0.7598	1.4016312
LTMSLAB [A]:LTMSAPP[2]	-0.171442	0.178233	-0.96	0.3405	1.4049511
LTMSLAB [A]:LTMSAPP[3]	0.3298606	0.270132	1.22	0.2274	1.3598677
LTMSLAB [B]:LTMSAPP[3A]	-0.279568	0.260661	-1.07	0.2883	2.4610246
LTMSLAB [B]:LTMSAPP[1]	0.1044572	0.171991	0.61	0.5462	2.0497616
LTMSLAB [D]:LTMSAPP[1]	0.3359526	0.174927	1.92	0.0602	1.2649687
LTMSLAB [D]:LTMSAPP[2]	-0.136747	0.184488	-0.74	0.4618	1.2596242
LTMSLAB [G]:LTMSAPP[1]	-0.101812	0.220565	-0.46	0.6463	1.3599089
LTMSLAB [G]:LTMSAPP[2]	0.1465907	0.174284	0.84	0.4041	1.5068212
BLWBH001	0.0139718	0.013052	1.07	0.2893	6.3479852
BlowByHr6-21_Avg	-0.052433	0.020095	-2.61	0.0118*	6.8470454

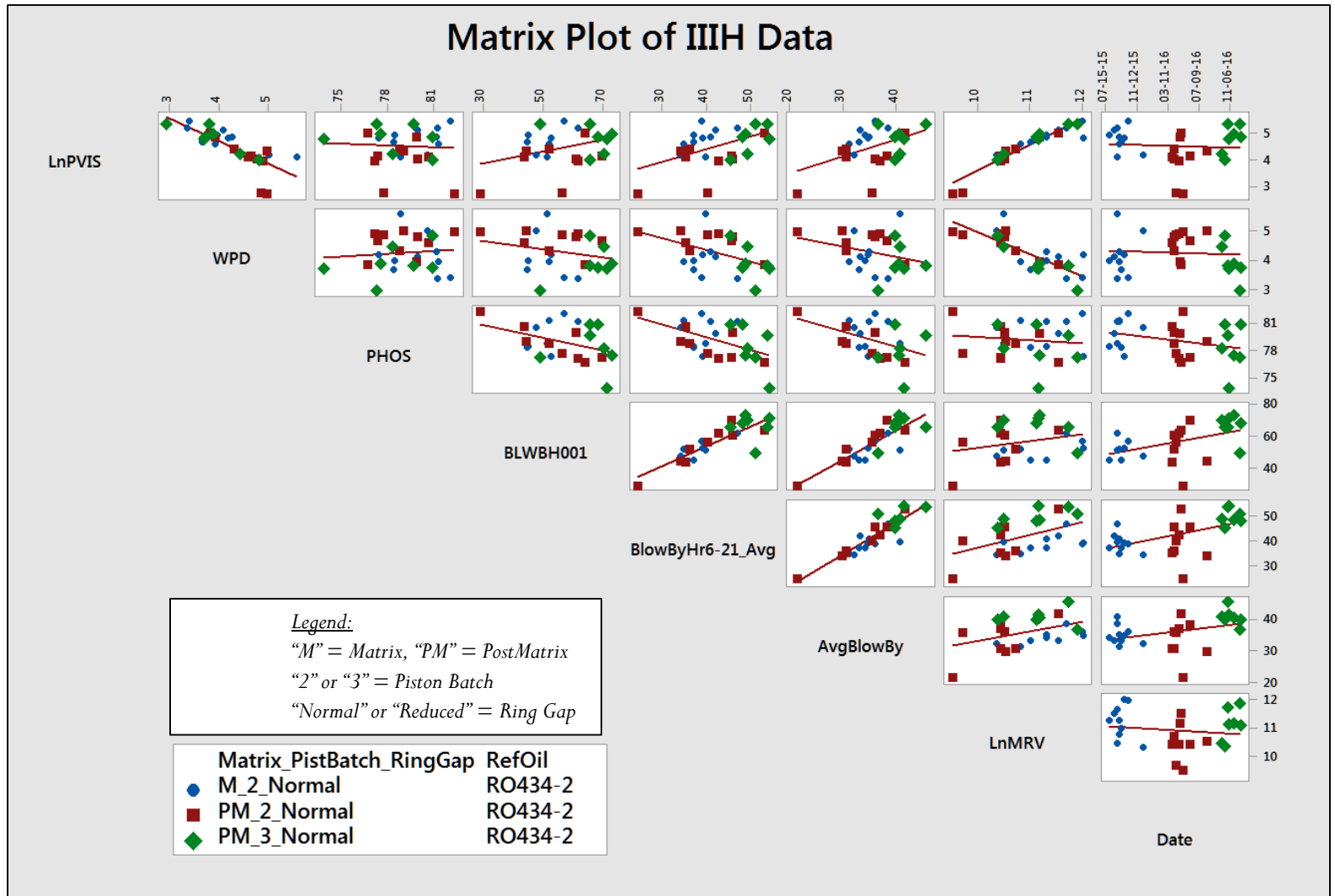
Effect Tests

Source	Nparm	DF	Sum of Squares	F Ratio	Prob > F
RefOil	2	2	17.739257	41.3228	<.0001*
LTMSLAB	4	4	1.294030	1.5072	0.2133
LTMSAPP[LTMSLAB]	9	9	1.549291	0.8020	0.6161
BLWBH001	1	1	0.245967	1.1459	0.2893
BlowByHr6-21_Avg	1	1	1.461269	6.8079	0.0118*

Matrix Plots of Data for Analysis

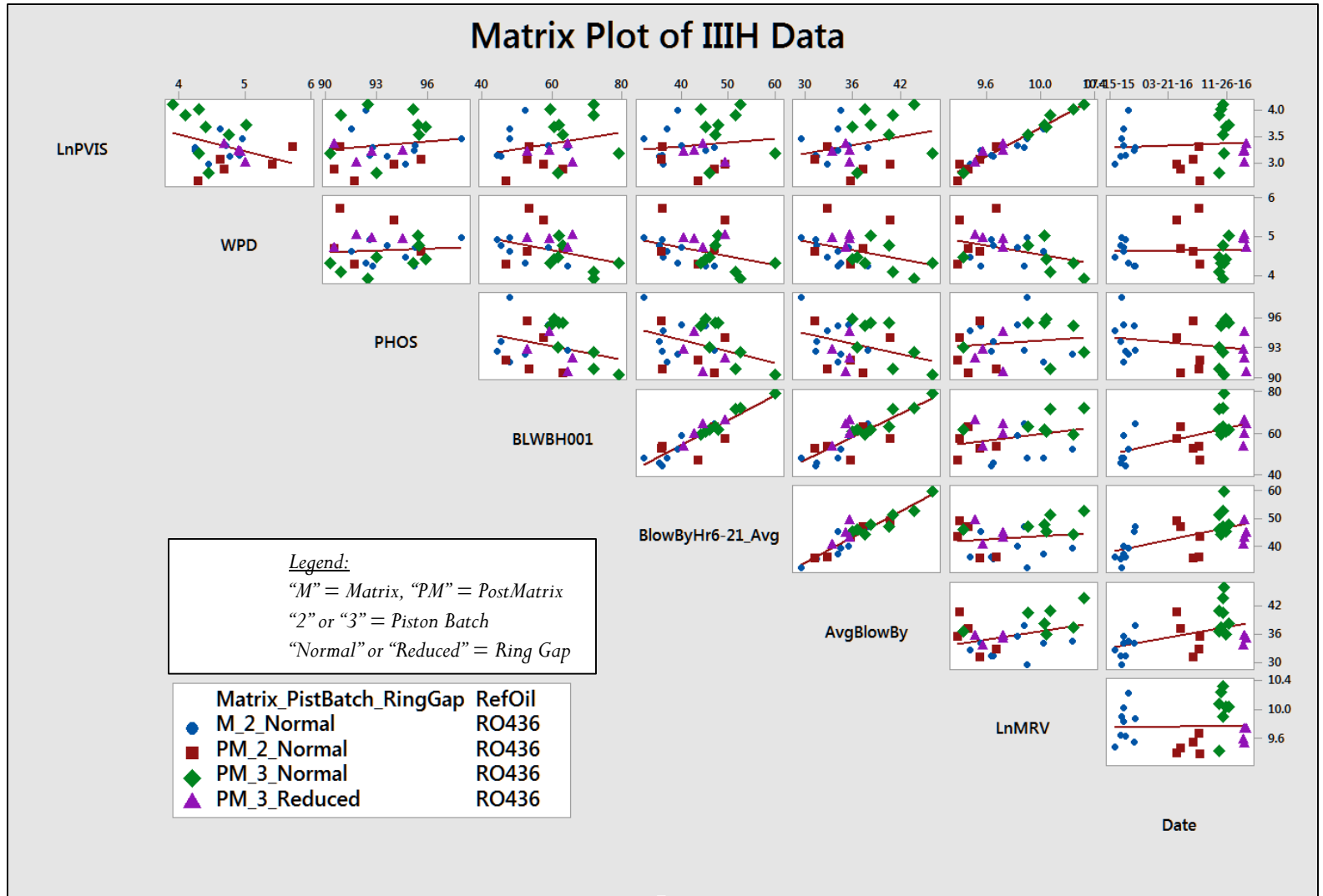
IIIH Data Analysis

- Matrix plot of available RO434-2 data:



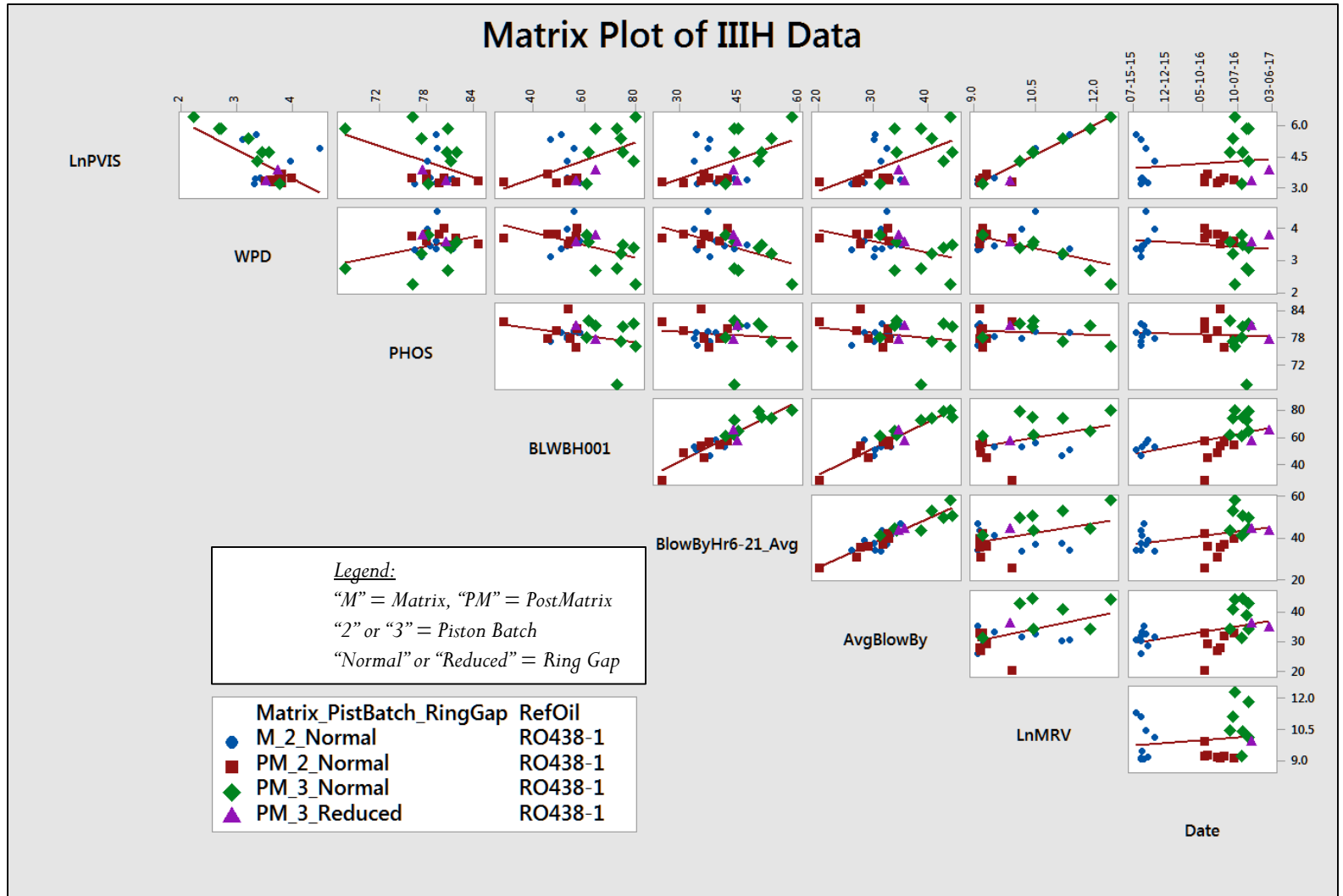
IIIH Data Analysis

- Matrix plot of available RO436 data:



IIIH Data Analysis

- Matrix plot of available RO438-1 data:



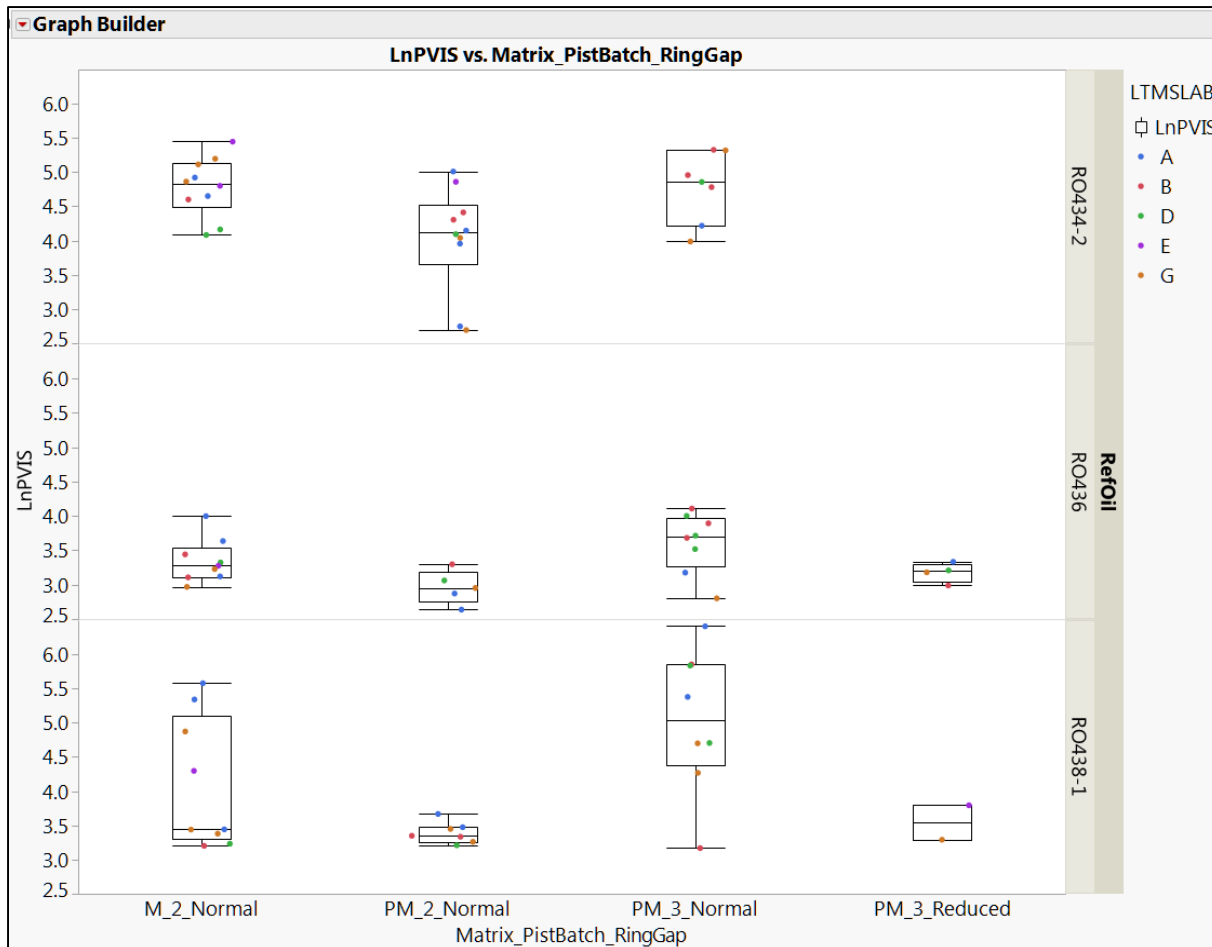
PVIS Parameter Data Analysis

IIH Data Analysis

- Available PVIS data for analysis:
 - Matrix_PistBatch2_NormalRingGaps n=28
 - PostMatrix_PistBatch2_NormalRingGaps n=22
 - PostMatrix_PistBatch3_NormalRingGaps n=23
 - PostMatrix_PistBatch3_ReducedRingGaps n=6

IIH Data Analysis

- Plot of raw IIH Test result data for LnPVIS parameter

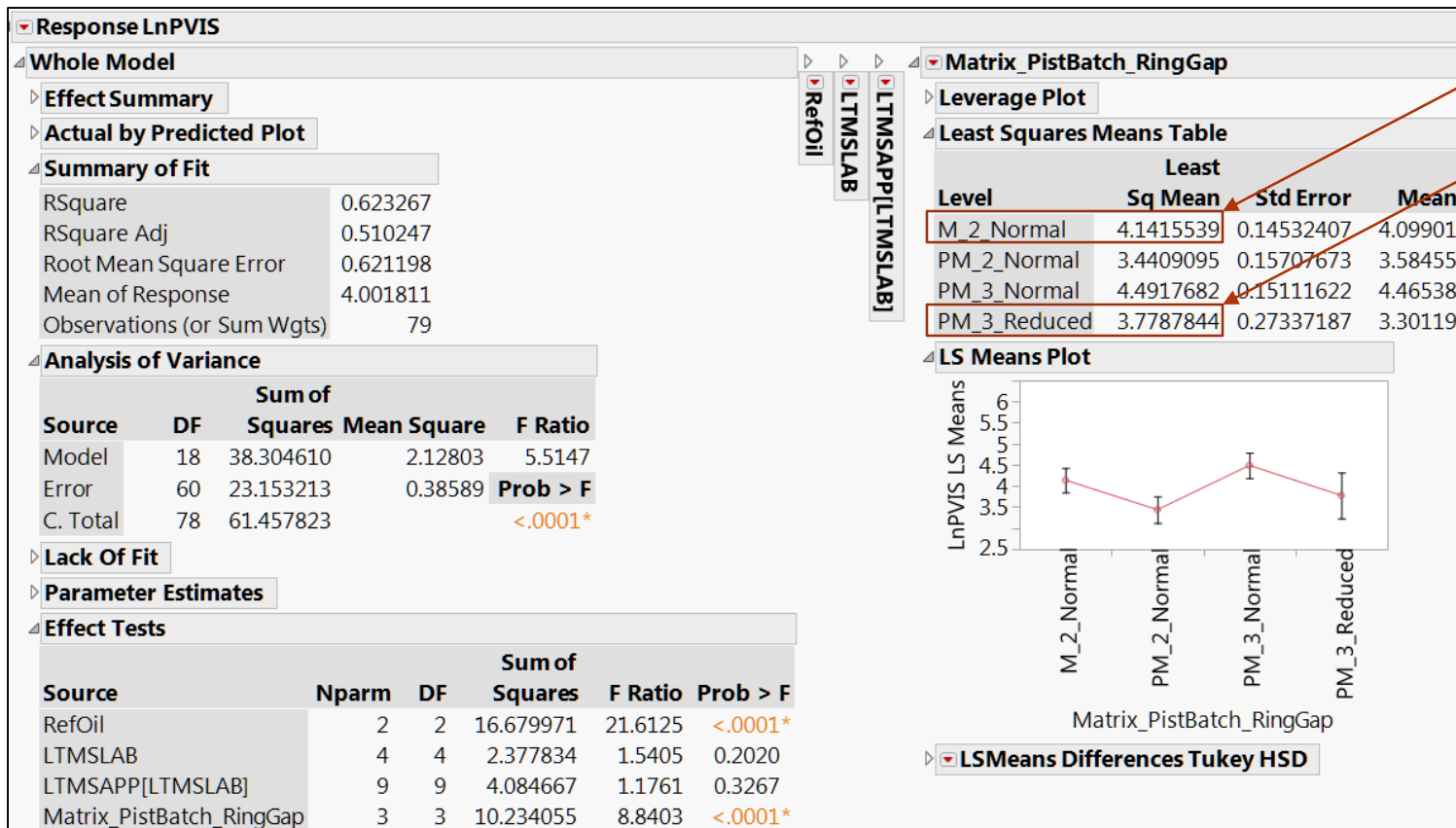


Legend:

“M” = Matrix, “PM” = PostMatrix
 “2” or “3” = Piston Batch
 “Normal” or “Reduced” = Ring Gap

IIH Data Analysis

- Analysis of IIH Test Result Data for LnPVIS parameter:
 - PM_BC3_Normal > PM_BC2_Normal, PM_3_Reduced (*pvalue* ~ 0.10)
 - No statistical difference between M_BC2_Normal and PM_BC3_Reduced



Legend:
 "M" = Matrix, "PM" = PostMatrix
 "2" or "3" = Piston Batch
 "Normal" or "Reduced" = Ring Gap

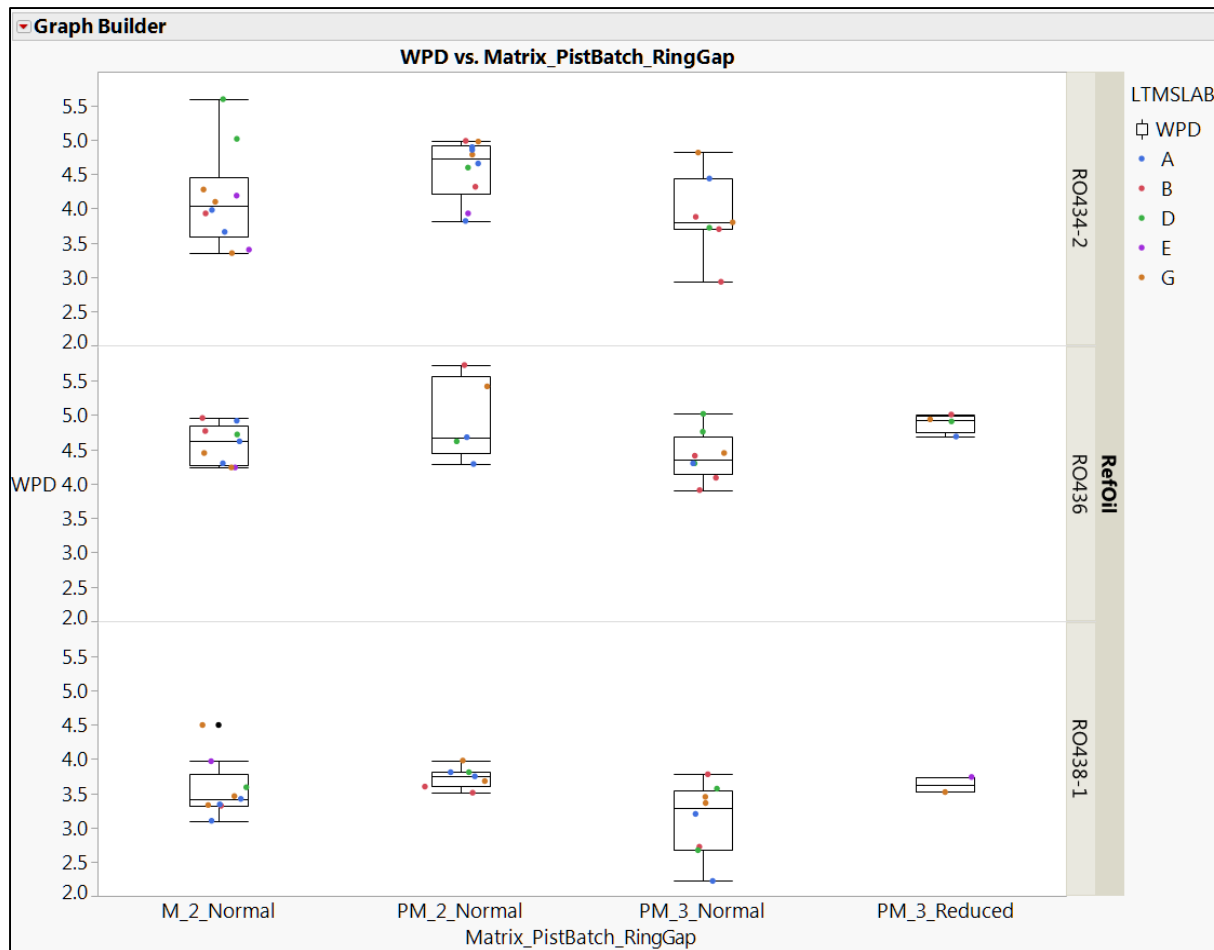
WPD Parameter Data Analysis

IIH Data Analysis

- Available WPD data for analysis:
 - Matrix_PistBatch2_NormalRingGaps n=28
 - PostMatrix_PistBatch2_NormalRingGaps n=22
 - PostMatrix_PistBatch3_NormalRingGaps n=23
 - PostMatrix_PistBatch3_ReducedRingGaps n=6

IIH Data Analysis

- Plot of raw IIH Test result data for WPD parameter

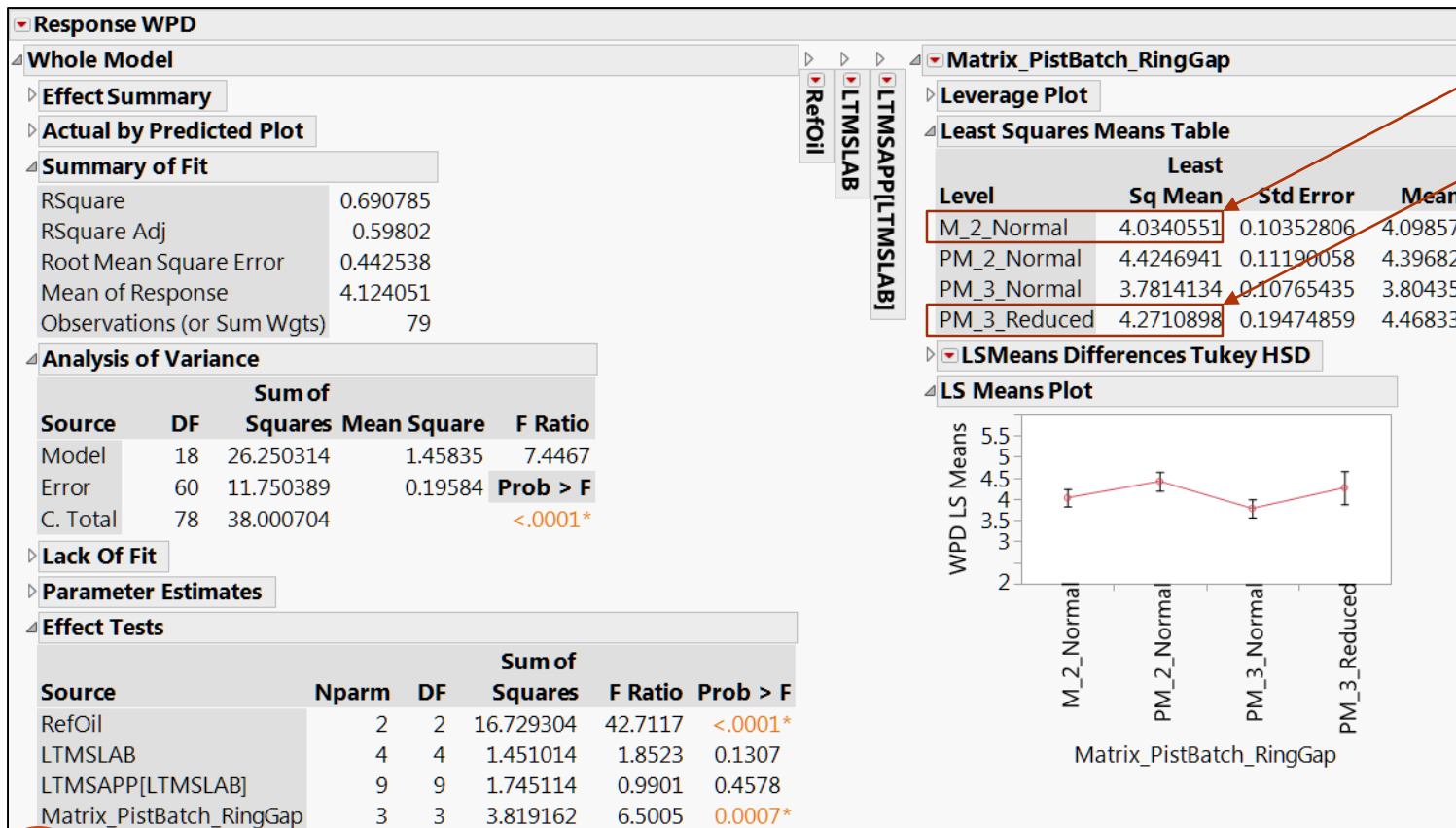


Legend:

“M” = Matrix, “PM” = PostMatrix
 “2” or “3” = Piston batch
 “Normal” or “Reduced” = Ring Gap

IIH Data Analysis Review

- Analysis of IIH Test Result Data for WPD parameter:
 - PM_BC2_Normal > PM_BC3_Normal, PM_BC2_Normal > M_BC2_Normal
 - No statistical difference between M_BC2_Normal and PM_BC3_Reduced



Legend:
 "M" = Matrix, "PM" = PostMatrix
 "2" or "3" = Piston Batch
 "Normal" or "Reduced" = Ring Gap

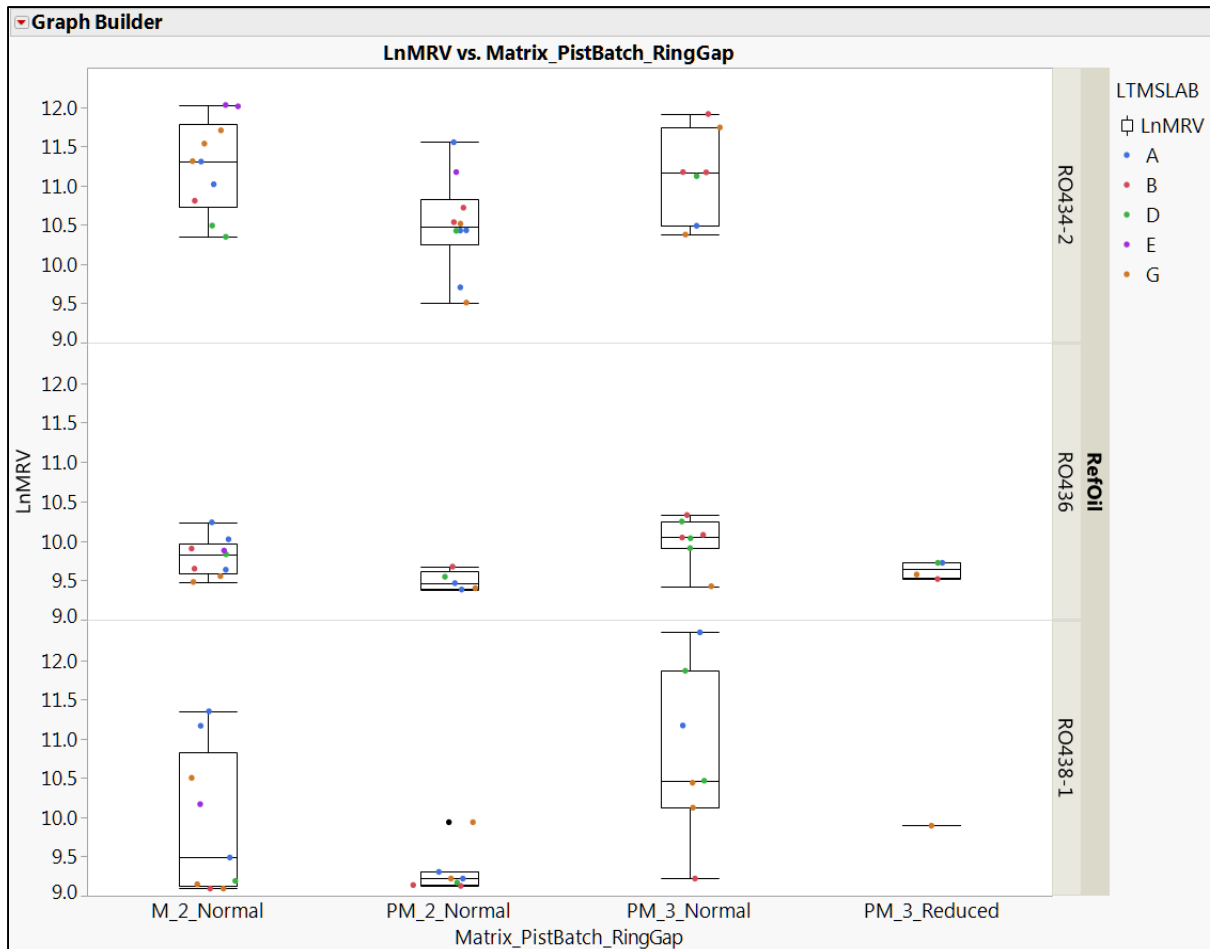
MRV Parameter Data Analysis

IIH Data Analysis

- Available MRV data for analysis:
 - Matrix_PistBatch2_NormalRingGaps n=28
 - PostMatrix_PistBatch2_NormalRingGaps n=22
 - PostMatrix_PistBatch3_NormalRingGaps n=21
 - PostMatrix_PistBatch3_ReducedRingGaps n=5

IIH Data Analysis

- Plot of raw IIH Test result data for LnMRV parameter

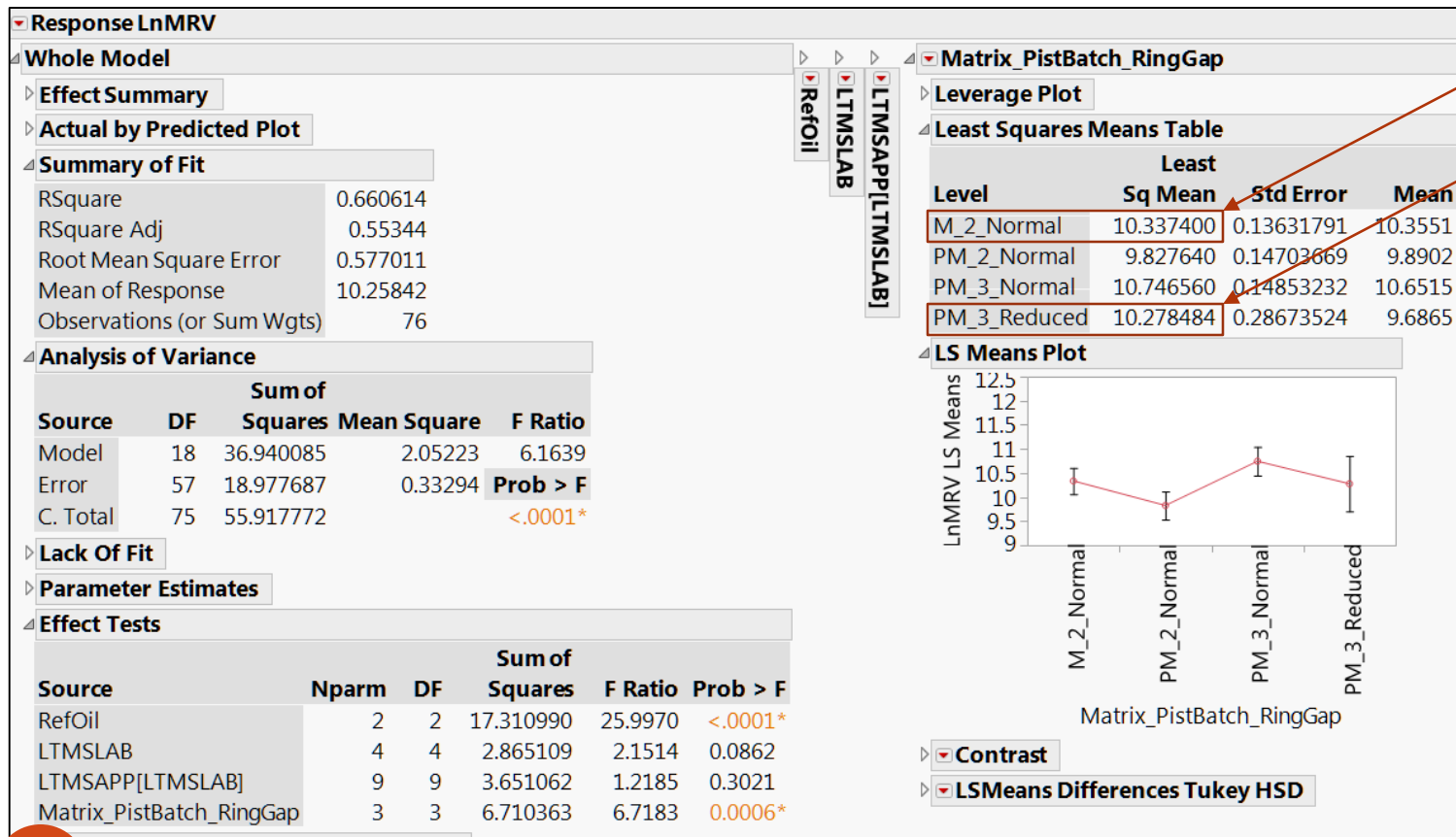


Legend:

“M” = Matrix, “PM” = PostMatrix
 “2” or “3” = Piston batch
 “Normal” or “Reduced” = Ring Gap

IIH Data Analysis

- Analysis of IIH Test Result Data for LnMRV parameter:
 - PM_BC2_Normal > PM_BC3_Normal, PM_BC2_Normal > M_BC2_Normal
 - No statistical difference between M_BC2_Normal and PM_BC3_Reduced



Legend:
 "M" = Matrix, "PM" = PostMatrix
 "2" or "3" = Piston Batch
 "Normal" or "Reduced" = Ring Gap

Phos Parameter Data Analysis

IIH Data Analysis

- Available Blowby_Avg data for analysis:
 - Matrix_PistBatch2_NormalRingGaps n=28
 - PostMatrix_PistBatch2_NormalRingGaps n=22
 - PostMatrix_PistBatch3_NormalRingGaps n=23
 - PostMatrix_PistBatch3_ReducedRingGaps n=6

IIH Data Analysis

- Plot of raw IIH Test result data for Phos parameter

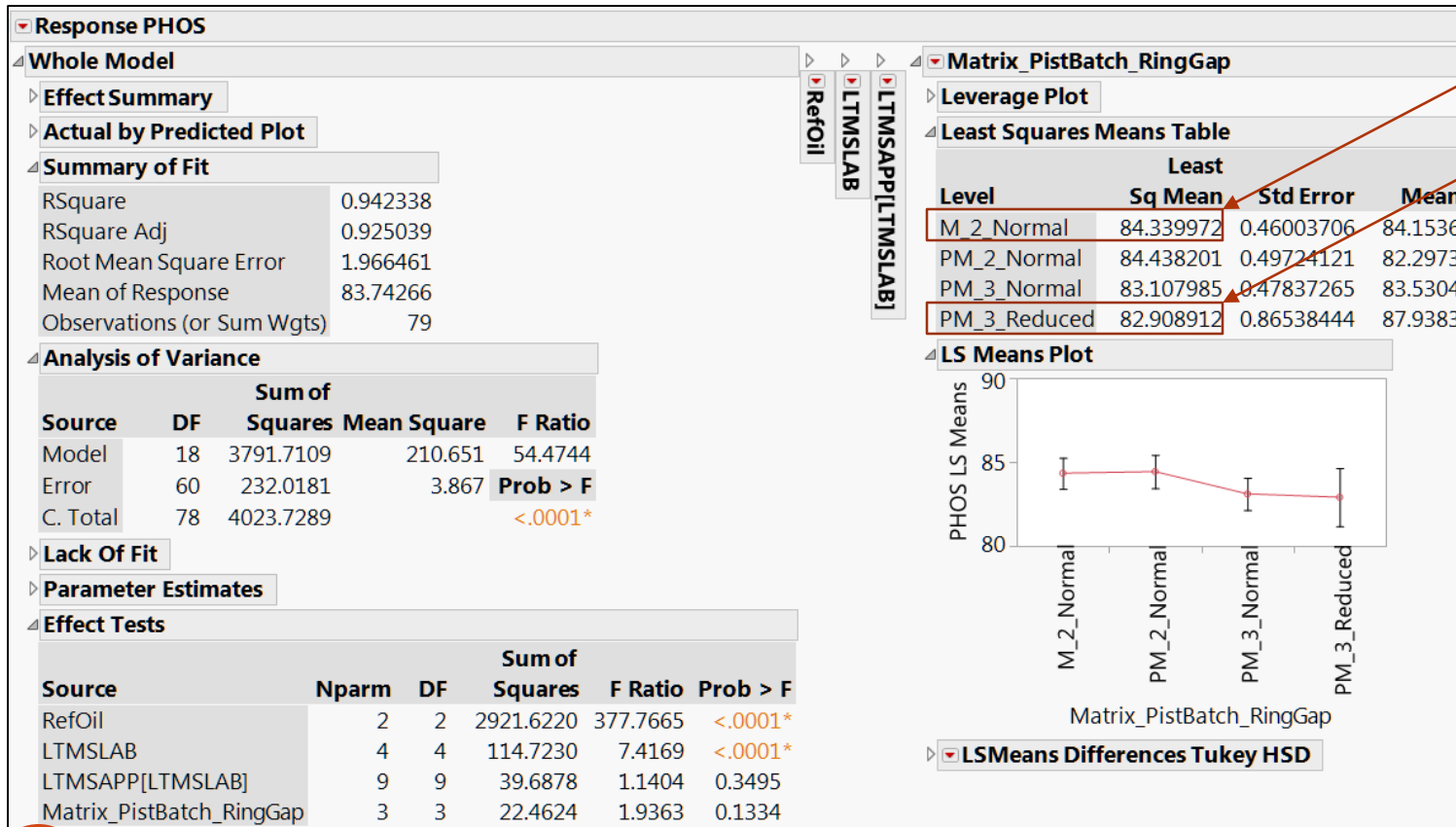


Legend:

“M” = Matrix, “PM” = PostMatrix
“2” or “3” = Piston batch
“Normal” or “Reduced” = Ring Gap

IIH Data Analysis

- Analysis of IIH Test Result Data for Phos parameter:
 - No statistical difference between M_BC2_Normal and PM_BC3_Reduced



Legend:
 "M" = Matrix, "PM" = PostMatrix
 "2" or "3" = Piston Batch
 "Normal" or "Reduced" = Ring Gap

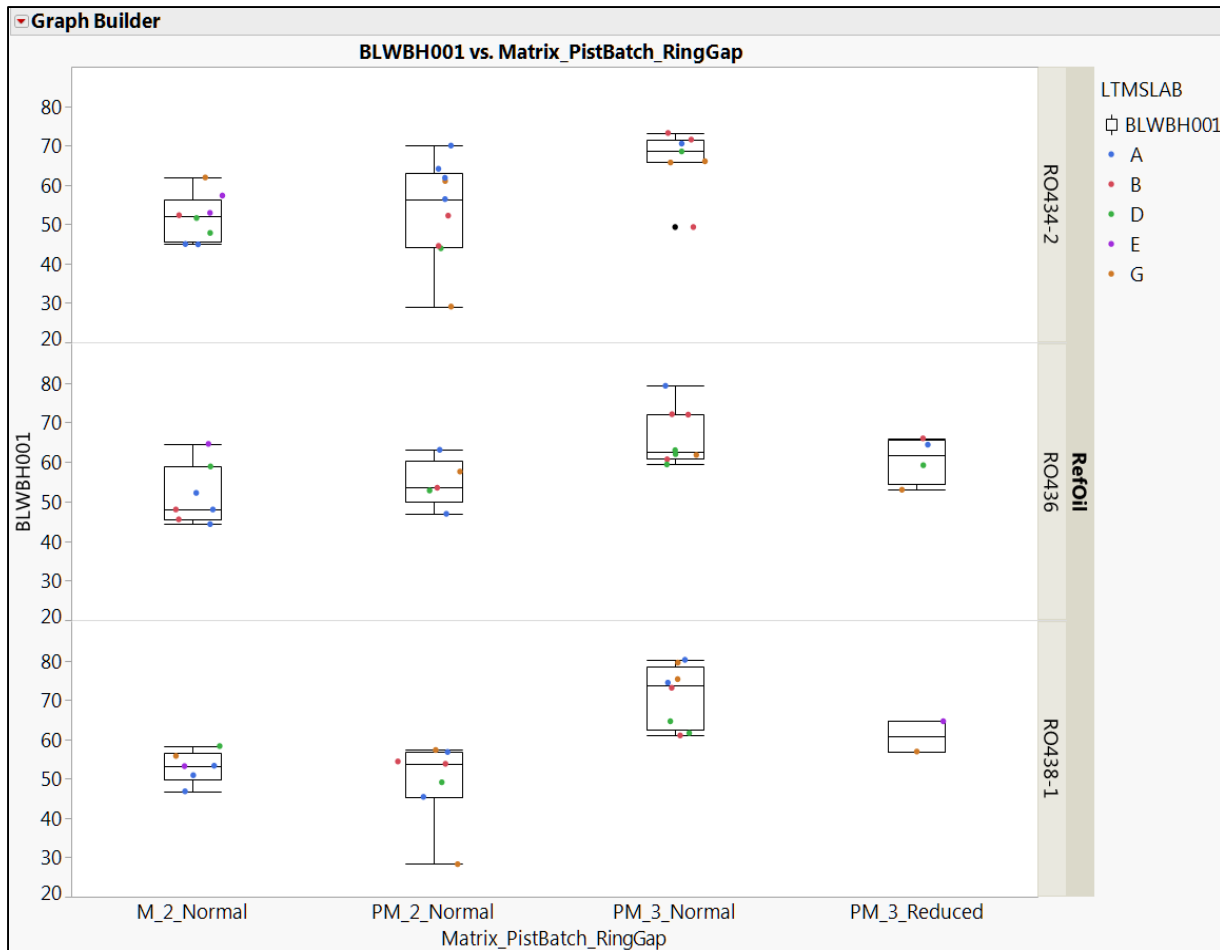
Blow-by-Hr1 Parameter Data Analysis

IIH Data Analysis

- Available Blow-by-Hr1 data for analysis:
 - Matrix_PistBatch2_NormalRingGaps n=21
 - PostMatrix_PistBatch2_NormalRingGaps n=21
 - PostMatrix_PistBatch3_NormalRingGaps n=23
 - PostMatrix_PistBatch3_ReducedRingGaps n=6

IIH Data Analysis

- Plot of raw IIH Test result data for Blowby-Hr1 parameter

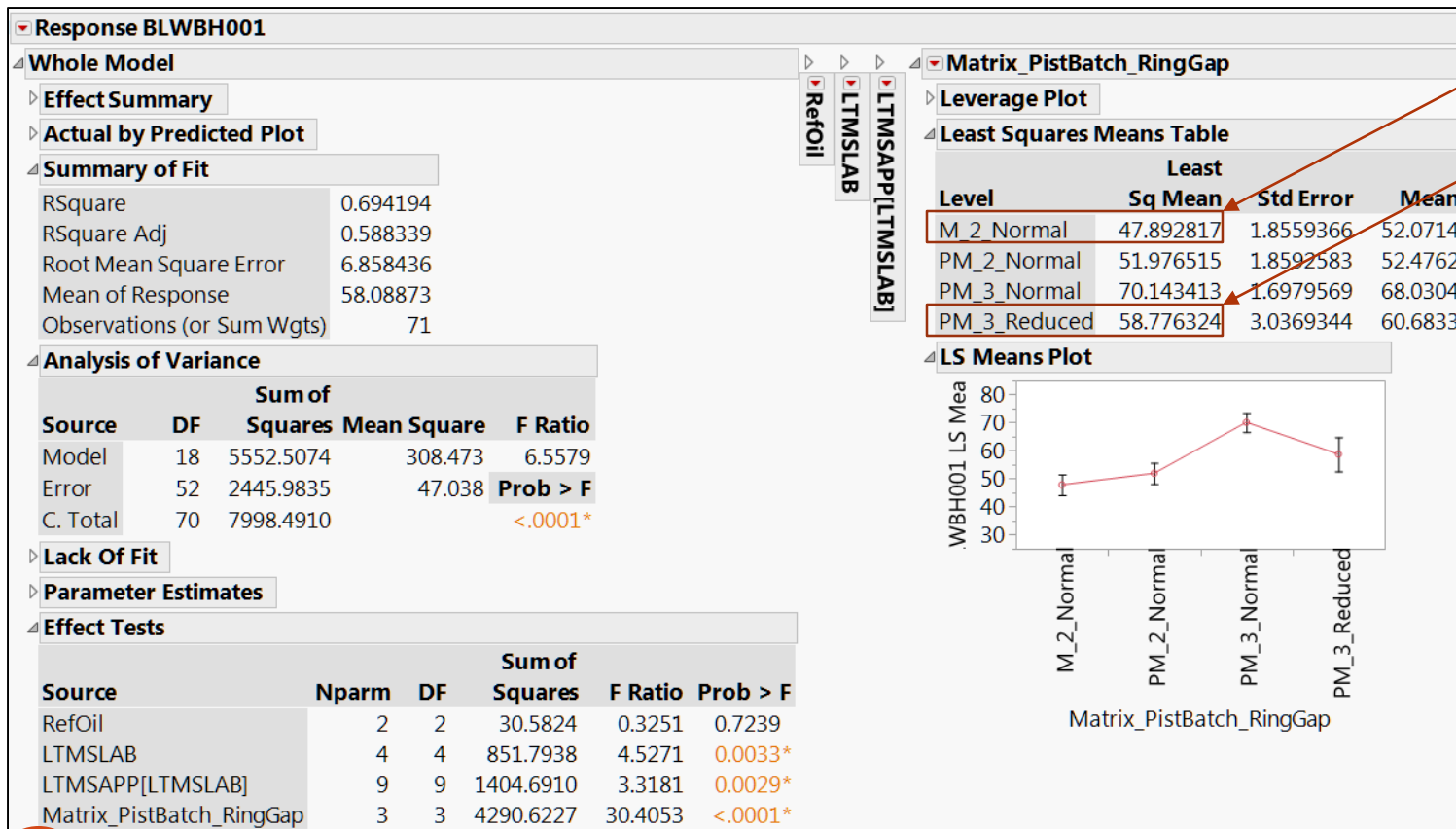


Legend:

“M” = Matrix, “PM” = PostMatrix
 “2” or “3” = Piston batch
 “Normal” or “Reduced” = Ring Gap

IIH Data Analysis

- Analysis of IIH Test Result Data for Blowby-Hr1 parameter:
 - $PM_3_Normal > M_2_Normal$, PM_2_Normal & $(PM_3_Normal > PM_3_Reduced)$
 - Statistical difference between $PM_BC3_Reduced > M_BC2_Normal$



Legend:
 "M" = Matrix, "PM" = PostMatrix
 "2" or "3" = Piston Batch
 "Normal" or "Reduced" = Ring Gap

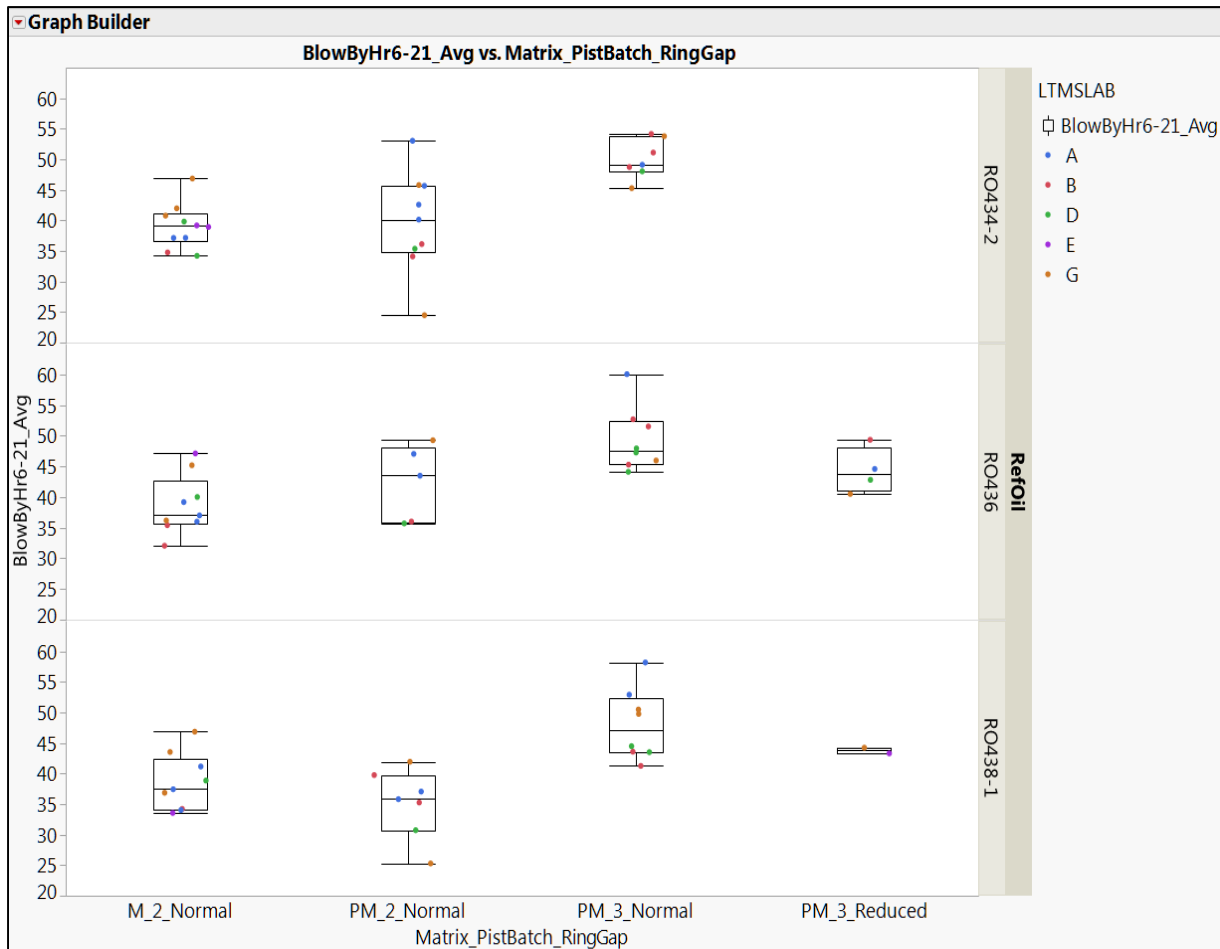
BlowbyHr6-21 Parameter Data Analysis

IIH Data Analysis

- Available BlowbyHr6-21 data for analysis:
 - Matrix_PistBatch2_NormalRingGaps n=28
 - PostMatrix_PistBatch2_NormalRingGaps n=21
 - PostMatrix_PistBatch3_NormalRingGaps n=23
 - PostMatrix_PistBatch3_ReducedRingGaps n=6

IIH Data Analysis

- Plot of raw IIH Test result data for Blowby-Hr6-21_Avg parameter

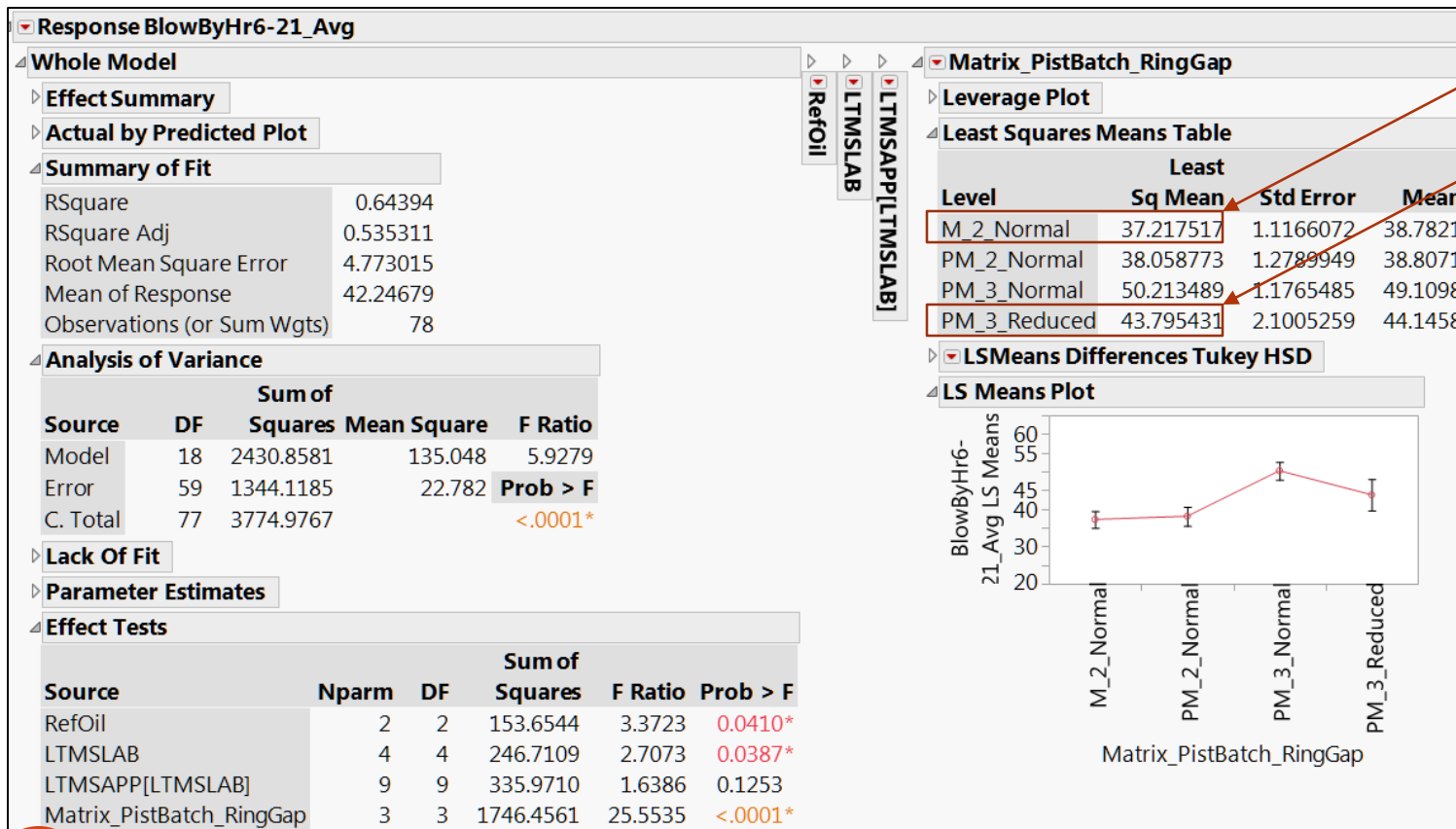


Legend:

“M” = Matrix, “PM” = PostMatrix
 “2” or “3” = Piston batch
 “Normal” or “Reduced” = Ring Gap

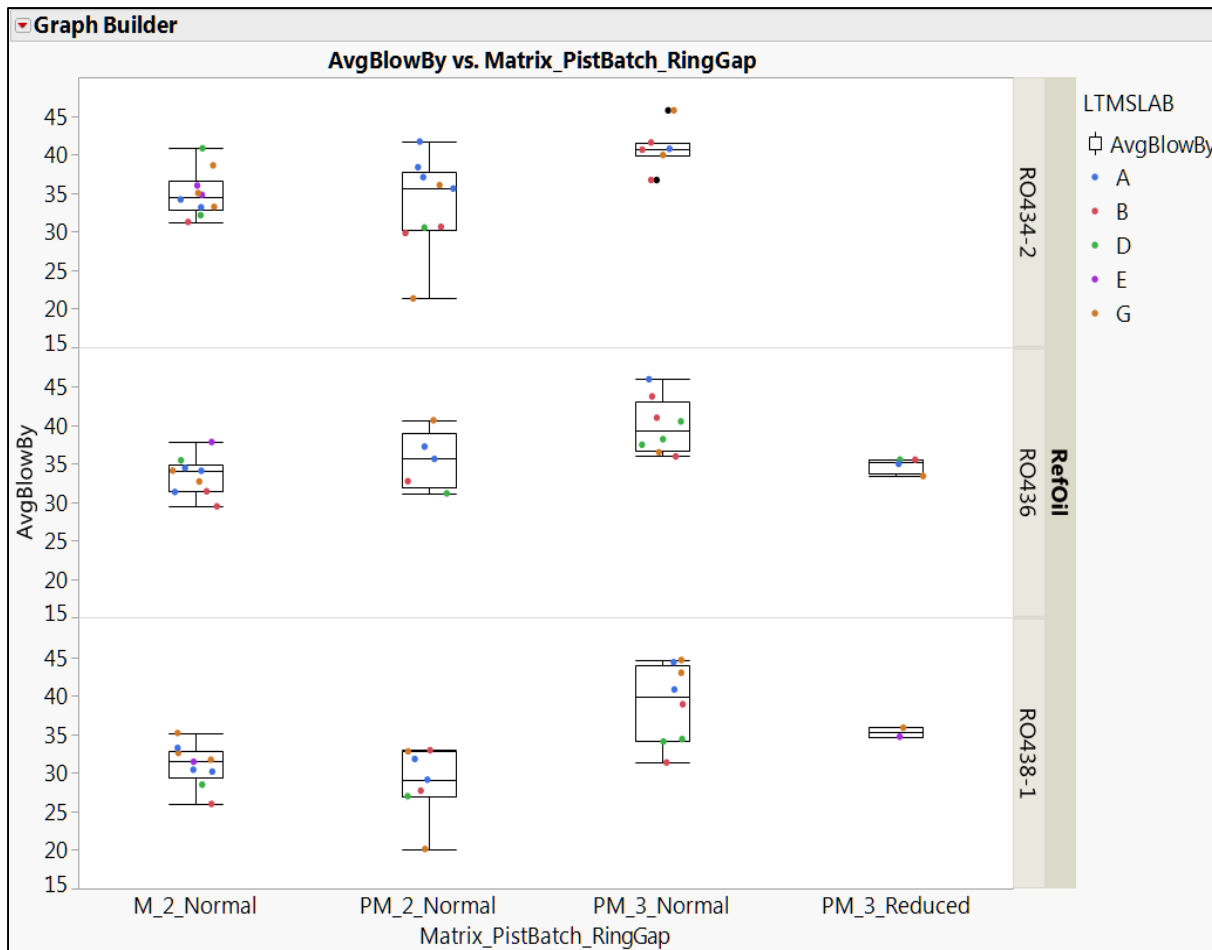
IIH Data Analysis

- Analysis of IIH Test Result Data for BlowByHr6-21 parameter:
 - (PM_3_Normal > M_2_Normal, PM_2_Normal) & (PM_3_Normal > PM_3_Reduced)
 - Statistical difference between PM_3_Reduced > M_2_Normal



IIH Data Analysis

- Plot of raw IIH Test result data for BlowbyAvg parameter



Legend:

“M” = Matrix, “PM” = PostMatrix
 “2” or “3” = Piston batch
 “Normal” or “Reduced” = Ring Gap

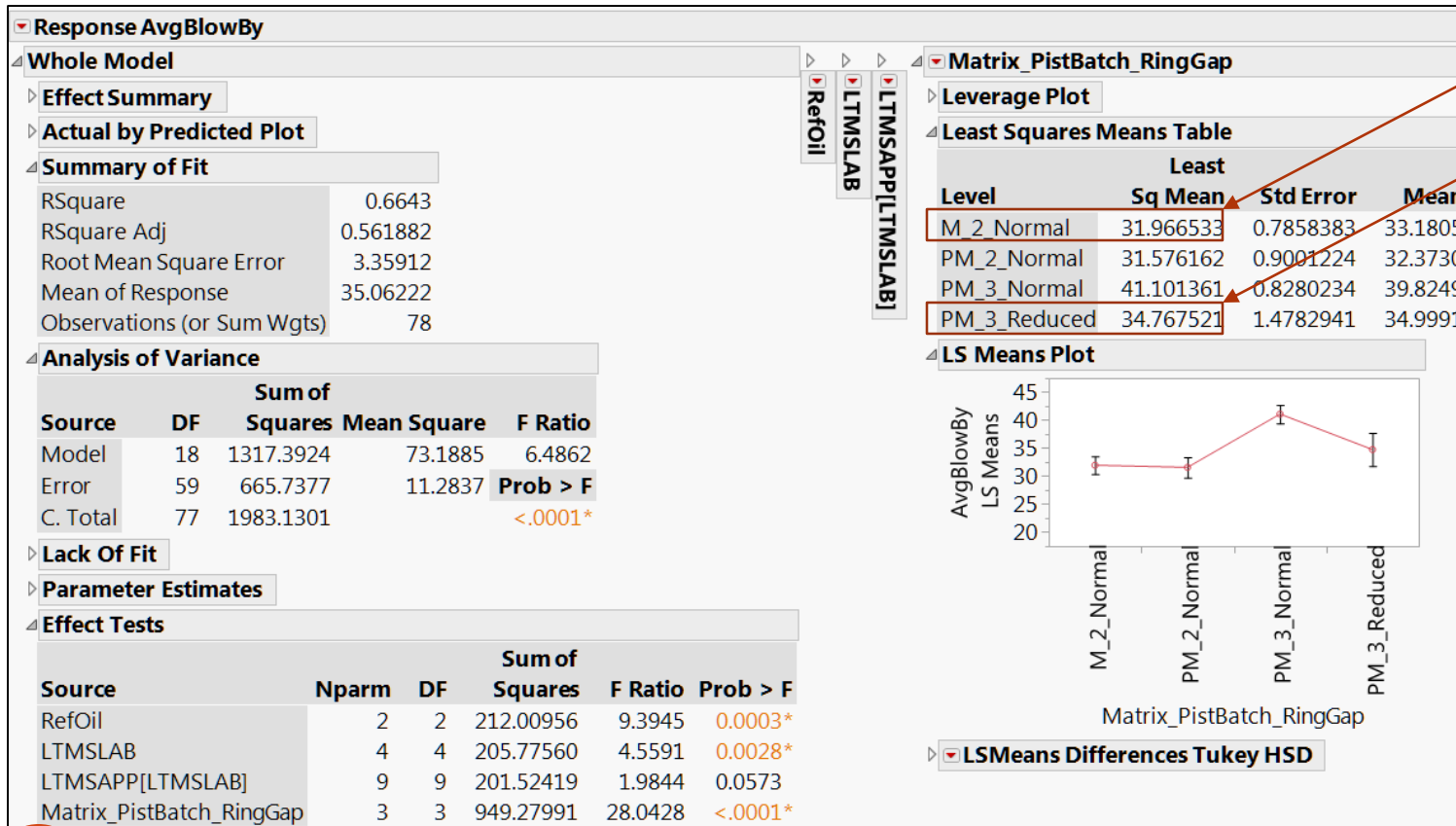
Blowby_Avg Parameter Data Analysis

IIH Data Analysis

- Available Blowby_Avg data for analysis:
 - Matrix_PistBatch2_NormalRingGaps n=28
 - PostMatrix_PistBatch2_NormalRingGaps n=21
 - PostMatrix_PistBatch3_NormalRingGaps n=23
 - PostMatrix_PistBatch3_ReducedRingGaps n=6

IIH Data Analysis

- Analysis of IIH Test Result Data for BlowbyAvg parameter:
 - (PM_3_Normal > M_2_Normal, PM_2_Normal) & (PM_3_Normal > PM_3_Reduced)
 - No statistical difference between PM_3_Reduced & M_2_Normal

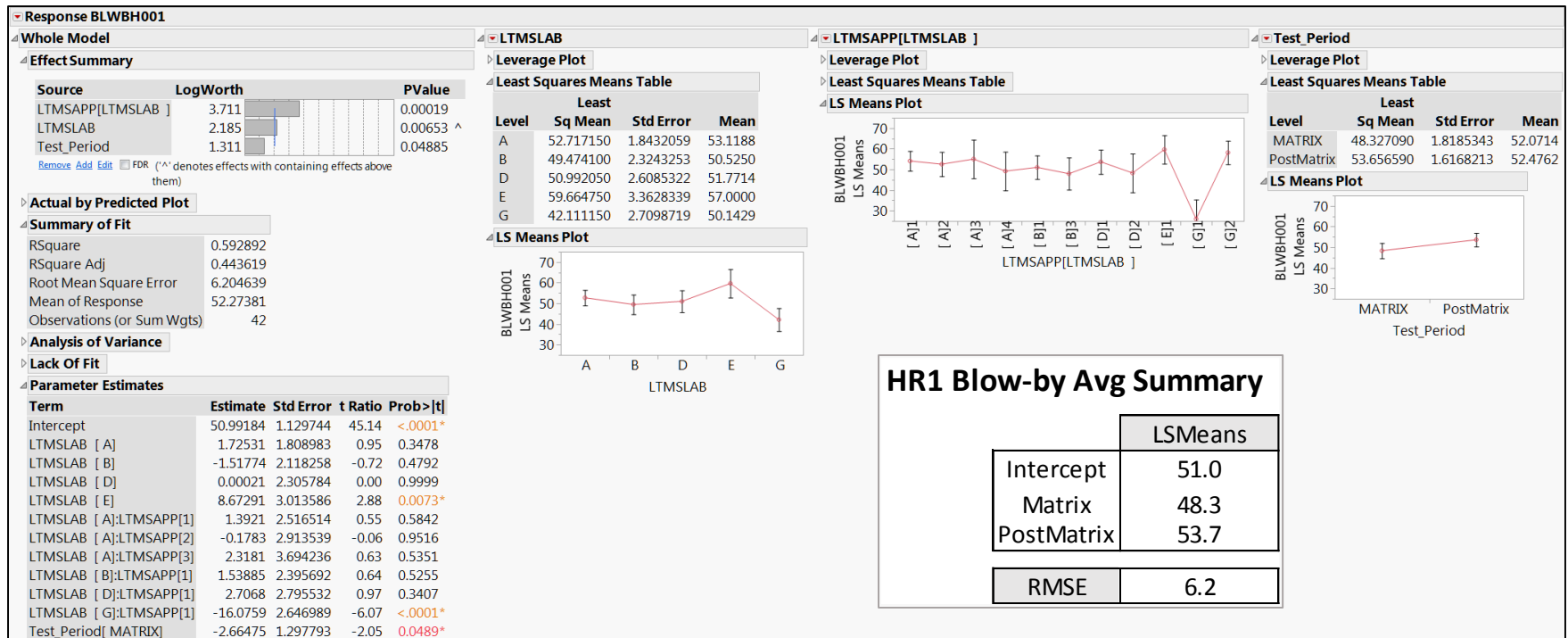


Legend:
 "M" = Matrix, "PM" = PostMatrix
 "2" or "3" = Piston Batch
 "Normal" or "Reduced" = Ring Gap

Appendix

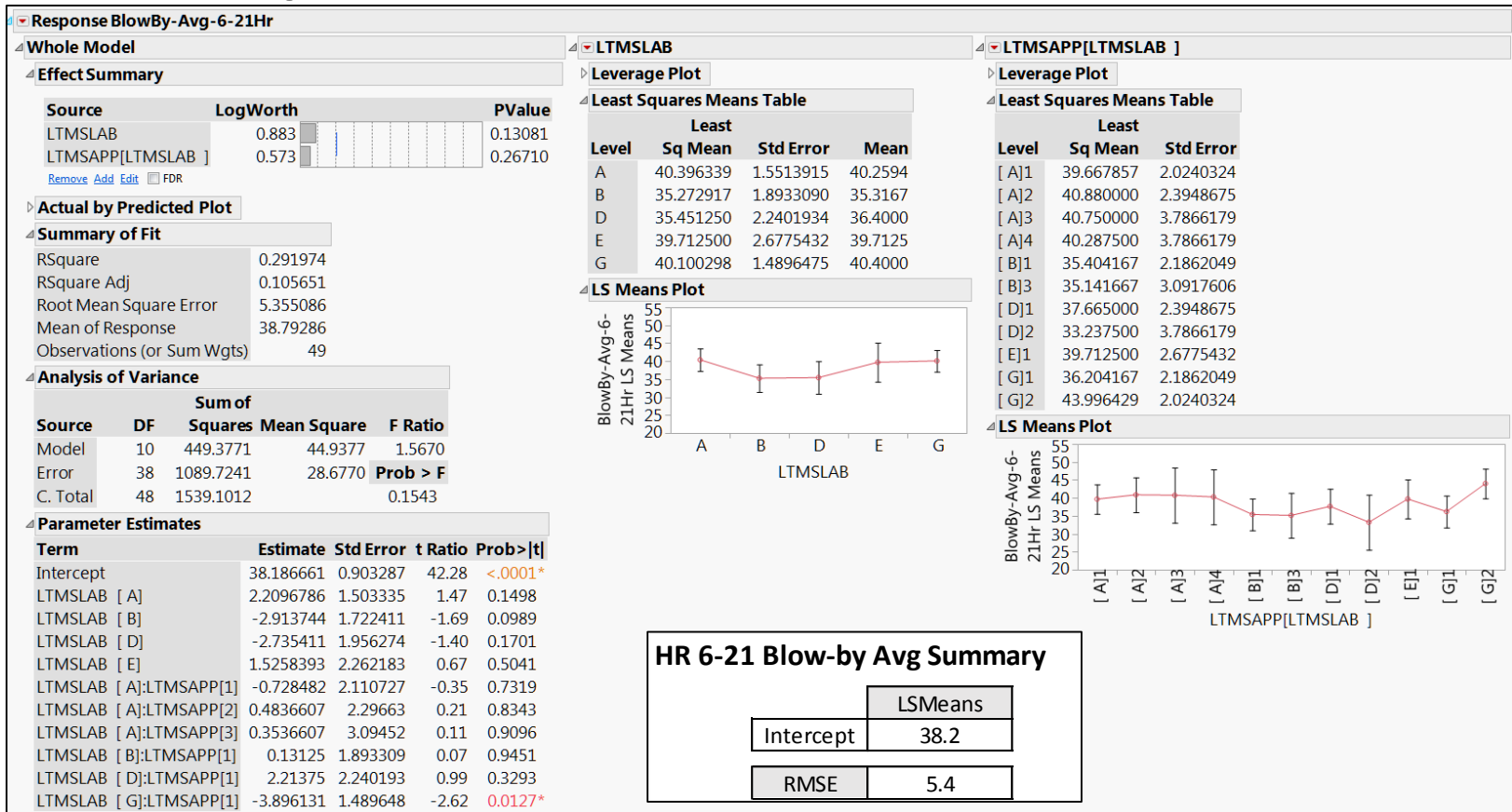
IIH Blow-by Analysis for BC2 Pistons

- Analysis of Hr 1 Average Blow-by (batch 2 pistons, exclusively)
 - Analysis shown below suggests that factors Lab, Stand(Lab), and Matrix is significant
 - Reference oil factor is not significant (& excluded from below analysis summary)
 - Blow-by Targets and precision summarized in below table



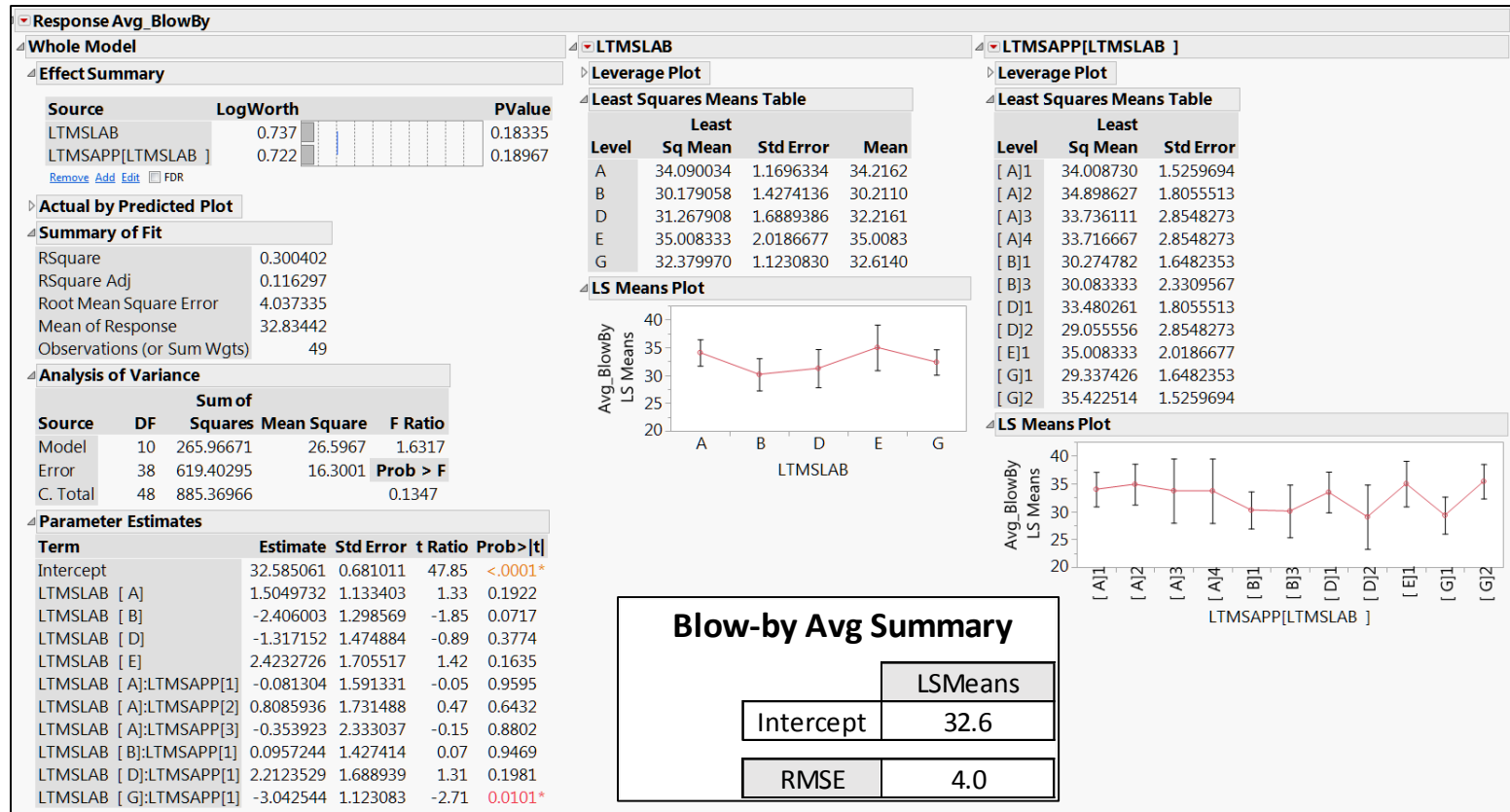
IIH Blow-by Analysis for BC2 Pistons

- Analysis of Hr 6-21 Average Blow-by (batch 2 pistons, exclusively)
 - Analysis shown below suggests that factors Lab & Stand(Lab) is significant ($p \leq 0.10$)
 - Reference oil & Matrix factor is not significant (& excluded from analysis summary)
 - Blow-by Target and precision summarized in below table



IIH Blow-by Analysis for BC2 Pistons

- Analysis of Average Blow-by (batch 2 pistons, exclusively)
 - Analysis shown below suggests that factors Lab & Stand(Lab) is significant ($p \leq 0.10$)
 - Reference oil & Matrix factor is not significant (& excluded from analysis summary)
 - Blow-by Target and precision summarized in below table



Seq. IIIH Severity Task Force

Motion and Action Items

March 1, 2017

Motions:

Motion #1: Jason Bowden / Addison Schweitzer: Jason Bowden / Addison Schweitzer: Task Force recommend to the Surveillance Panel that the schematic (shown in figure A3.1) for the canister in the blowby circuit be modified to be shown in a horizontal line. – **Passed - Unanimous**

Motion # 2: Jason Bowden / George Szappanos: Task Force recommends to the Seq. III Surveillance Panel that labs must run entire calibration period on same batch of critical parts the stand was referenced on. - **Motion passed with one waive.**

Action Items:

Action Item #1: Addison will develop a calibration procedure for the JTEC and have the Task Force review.

Action Item # 2: Labs to provide actual ring gaps to TMC for tests run in Task Force Ring Gap DOE and prior reference oil 436/438 runs on the stands used in in the DOE.

Action Item # 3: Jason Bowden to summarize Ring Gap DOE and prior Ref Oil results on each stand.

Action Item #4: Southwest to run BC4 piston screener test.

Action Item #5: OHT to donate one engine set of BC4 pistons to Southwest.

Prior Action Items-Ongoing:

- Confirm how the JTEC data is being collected. Ankit will survey the labs to have them provide the raw data that is being collected along with each labs practices for measuring barometric pressure, JTEC flow, temp, etc.)-Ankit Chaudhry – **Ongoing**
- Todd Dvorak will review honing analysis he prepared for the November 2016 Panel meeting comparing the correlation pre and post matrix by lab vs. blowby and output results – Todd Dvorak **Ongoing**
- Amol will survey the labs to determine how they are insulating the exhaust downpipes and how the exhaust systems are routed- Amol Savant- **Ongoing**
- Labs to provide results to the Task Force on prior 436 results in stand being used in Ring Gap DOE. Valvoline to report 438 results. – All Labs- **Ongoing** (Awaiting one MRV & PHOS).