



Test Monitoring Center

6555 Penn Avenue
Pittsburgh, PA 15206-4489
(412) 365-1000

MEMORANDUM: 02-068
DATE: September 6, 2002
TO: Cummins Surveillance Panel
FROM: Jeff Clark
SUBJECT: M11EGR Reference Test Targets

As approved by the Surveillance Panel, the ten test M11EGR reference test targets for TMC oil 830-2, which went into effect on August 30, 2002, are shown below.

Attached is the target dataset and plots showing the lab distributions of the data. Please note that the standard deviations shown are used for calculating laboratory severity adjustments. Please contact me if you have any questions.

M11EGR Test Targets, TMC Oil 830-2, 10** Tests

Parameter	Mean	Std. Dev.
Crosshead Weight Loss (mg)	13.0	3.0
Average Sludge Rating (merits)	8.30	0.35
Filter Plugging Delta P (trans. units)	11.7505	1.0140
Top Ring Weight Loss	131.3	21.1

**Total of ten tests on oils 830-1 and 830-2.

Attachments

JAC/jac/mem02-068.jac.doc

c: FMF

JLZ

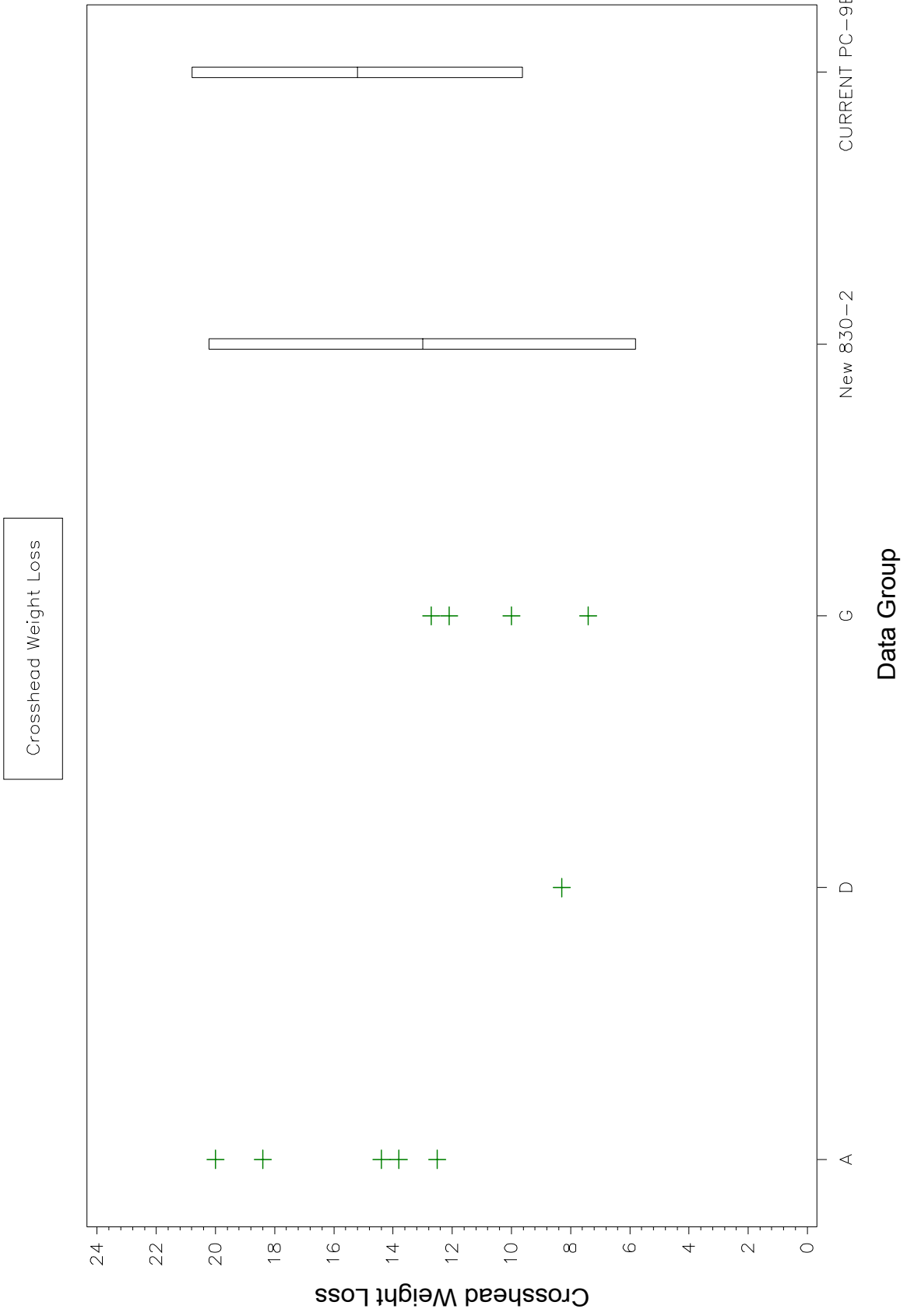
<ftp://ftp.astmtmc.cmu.edu/docs/diesel/cummins/memos/mem02-068.pdf>

Distribution: Email


M11EGR Target Dataset

<u>Lab</u>	<u>Stand</u>	<u>EOT Date</u>	<u>EOT Time</u>	<u>Validity</u>	<u>CMIR</u>	<u>Oil</u>	<u>CWL</u>	<u>FPD</u>	<u>ASR</u>	<u>TRWL</u>
A	5	20020407	6:59	AC	44099	830-1	14.4	127	8	115.7
A	4	20020415	20:42	AC	44100	830-1	20	130	8.2	112
A	3	20020420	20:21	AC	44314	830-1	18.4	157	7.9	121.7
G	3	20020502	6:13	AC	44102	830-1	12.1	148	8.4	134.9
A	7	20020616	16:17	AC	44673	830-2	12.5	154	8.2	134.9
A	6	20020628	14:50	AC	44674	830-2	13.8	127	7.9	121.7
G	1	20020705	11:30	OC	44671	830-2	7.4	113	8.8	161.5
G	2	20020712	8:28	AC	44672	830-2	10	109	8.2	167
D	1	20020730	6:26	OC	45360	830-2	8.3	192	8.8	101.8
G	1	20020815	8:21	AC	45187	830-2	12.7	133	8.7	141.8

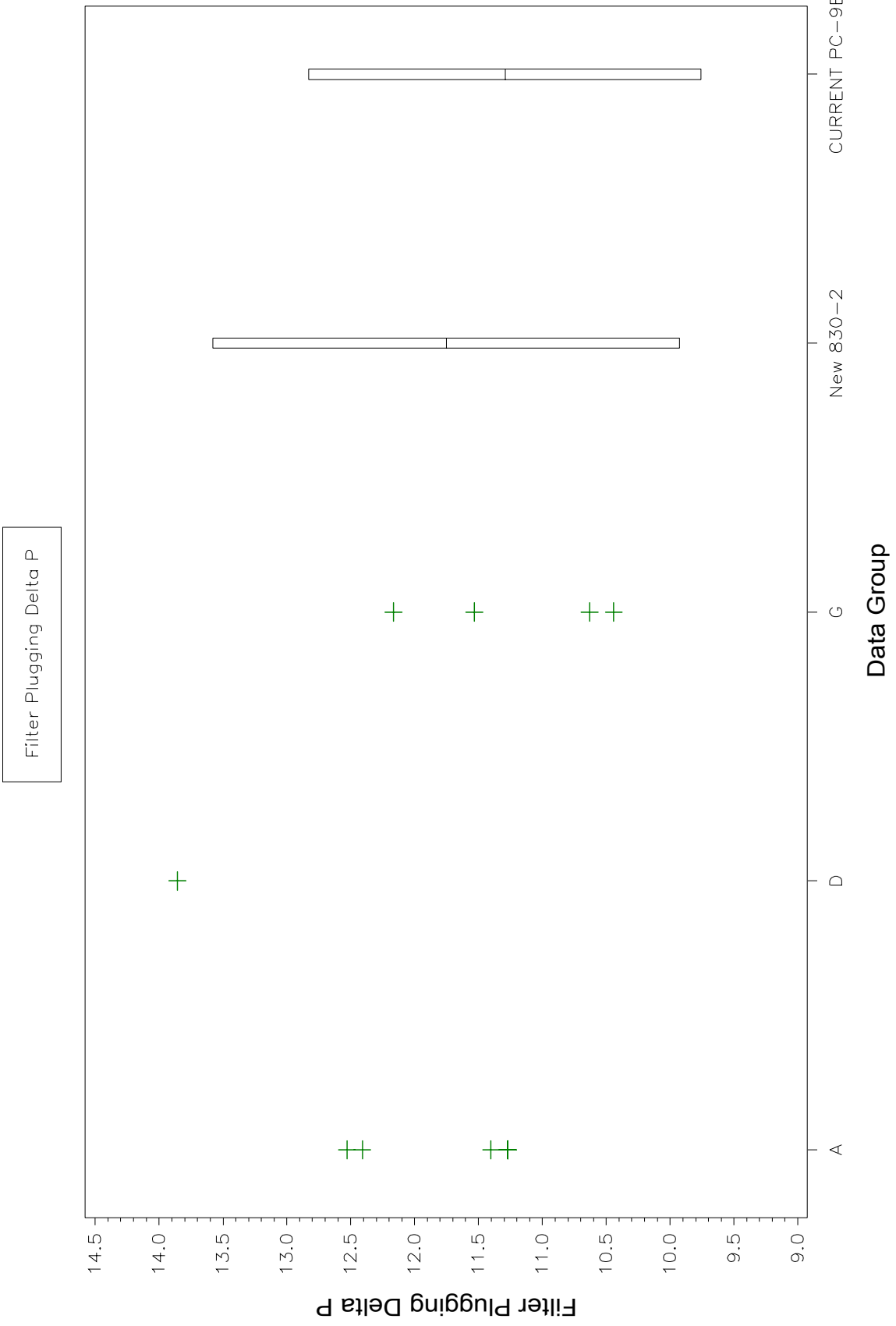
M11EGR: Reference Oil 830-2
Test Target Data Set and Shewart Severity Limits



M11EGR: Reference Oil 830-2
Test Target Data Set and Shewart Severity Limits



M11EGR: Reference Oil 830-2
Test Target Data Set and Shewart Severity Limits



M11EGR: Reference Oil 830-2
Test Target Data Set and Shewart Severity Limits

