



Test Monitoring Center

@ Carnegie Mellon University
6555 Penn Avenue, Pittsburgh, PA 15206, USA

<http://astmtmc.cmu.edu>
412-365-1000

MEMORANDUM: 13-065

DATE: November 19, 2013

TO: Yong-Li McFarland,
Chairwoman, Engine Oil Filterability Test Surveillance Panel

FROM: Michael T. Kasimirsky *Michael T. Kasimirsky*

SUBJECT: EOFT Testing from April 1, 2013 through September 30, 2013

A total of 117 EOFT tests were reported to the Test Monitoring Center during the report period from April 1, 2013 through September 30, 2013.

Please find attached a summary of testing activity this period.

MTK/mtk/astm1013.doc/mem13-065.mtk.doc

cc: F. M. Farber

J. A. Clark

EOFT Surveillance Panel

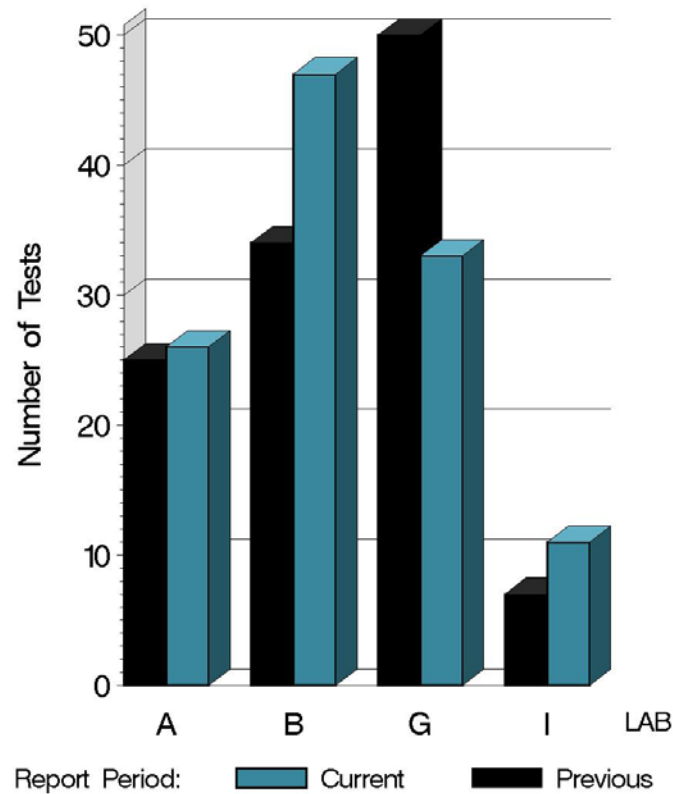
<ftp://ftp.astmtmc.cmu.edu/docs/bench/eoft/semiannualreports/eoft-10-2013.pdf>

Distribution: email

EOFT (D 6795)

Reporting Data	
Number of Labs	4

NUMBER OF TESTS REPORTED
BY LAB AND REPORT PERIOD



8/51:22 19NOV2013

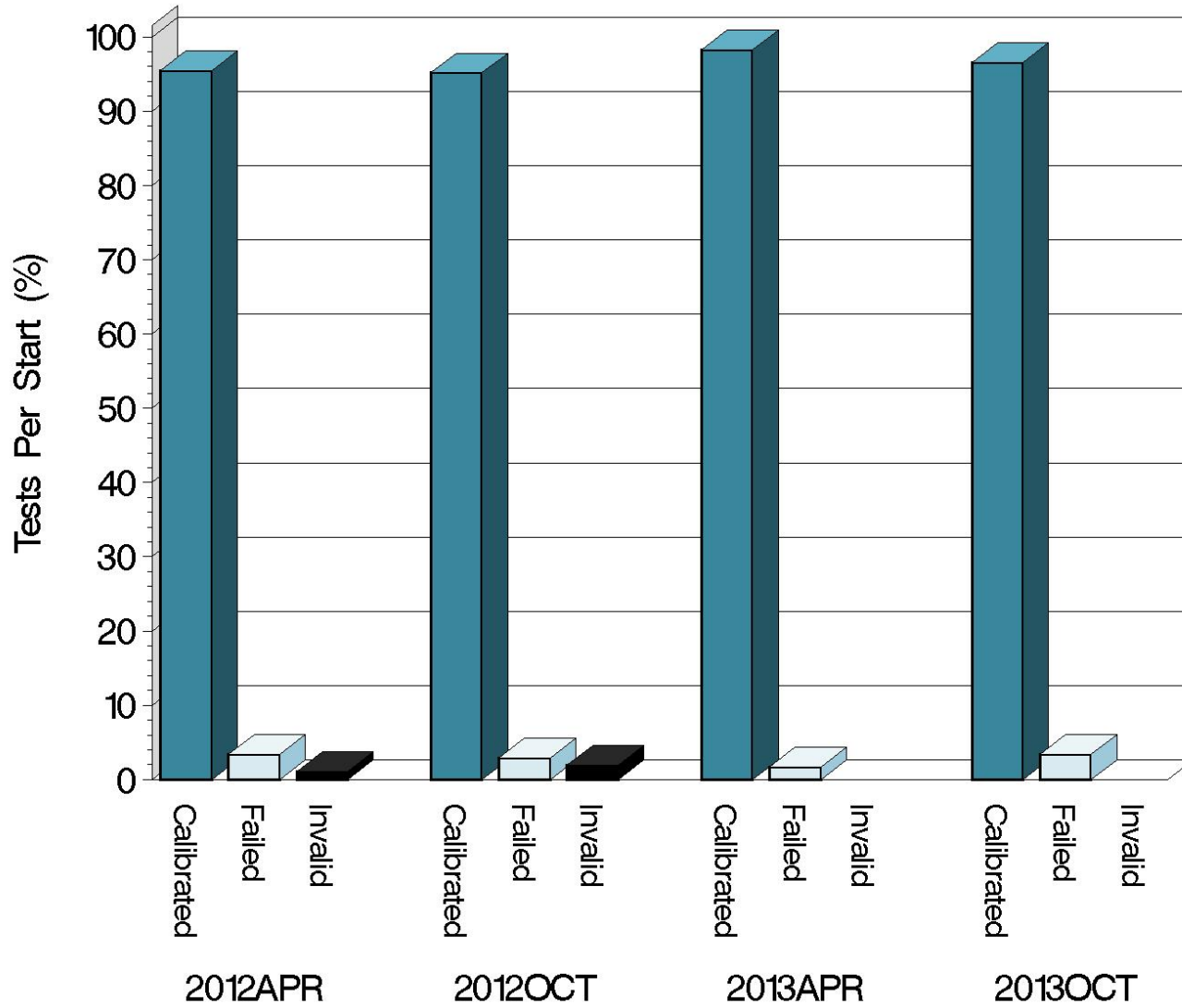
EOFT (D 6795)

Test Distribution by Oil and Validity

		Totals			
		78-1	78-2	This Period	Last Period
Accepted for Calibration	AC	6	107	113	114
Accepted for Target Generation	AG	0	0	0	0
Failed Acceptance Criteria	OC	0	4	4	2
Operationally Invalid (lab)	LC	0	0	0	0
Operationally Invalid (lab/TMC)	RC	0	0	0	0
Aborted Calibration	XC	0	0	0	0
Total		6	111	117	116

EOFT (D 6795)

CALIBRATION ATTEMPT SUMMARY



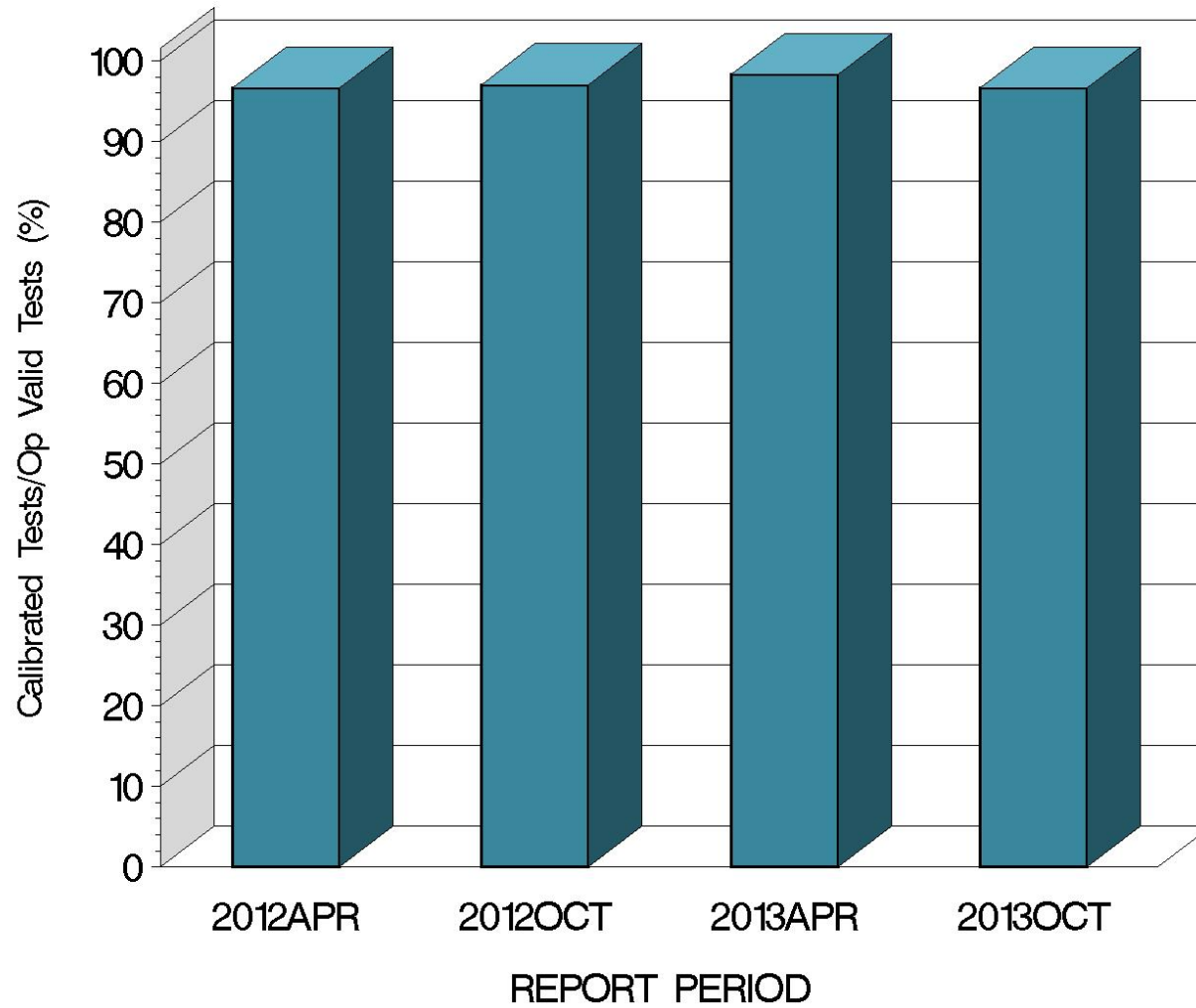
Resolution

Report Period

8:51:22 19NOV2013

EOFT (D 6795)

OPERATIONALLY VALID TESTS
MEETING ACCEPTANCE CRITERIA



8:51:22 19NOV2013

EOFT (D 6795)

CAUSES FOR LOST TESTS

Lab	Cause	Oil		Validity			Loss Rate		
		78-1	78-2	LC	RC	XC	Lost	Starts	%
-	No Lost Tests This Period	0	0	0	0	0	0	117	0%
	Lost	0	0	0	0	5			
	Starts	6	111	117	117	117			
	%	0%	0%	0%	0%	0%			

Lost tests are calibration attempts that were either aborted or operationally invalid

EOFT (D 6795)

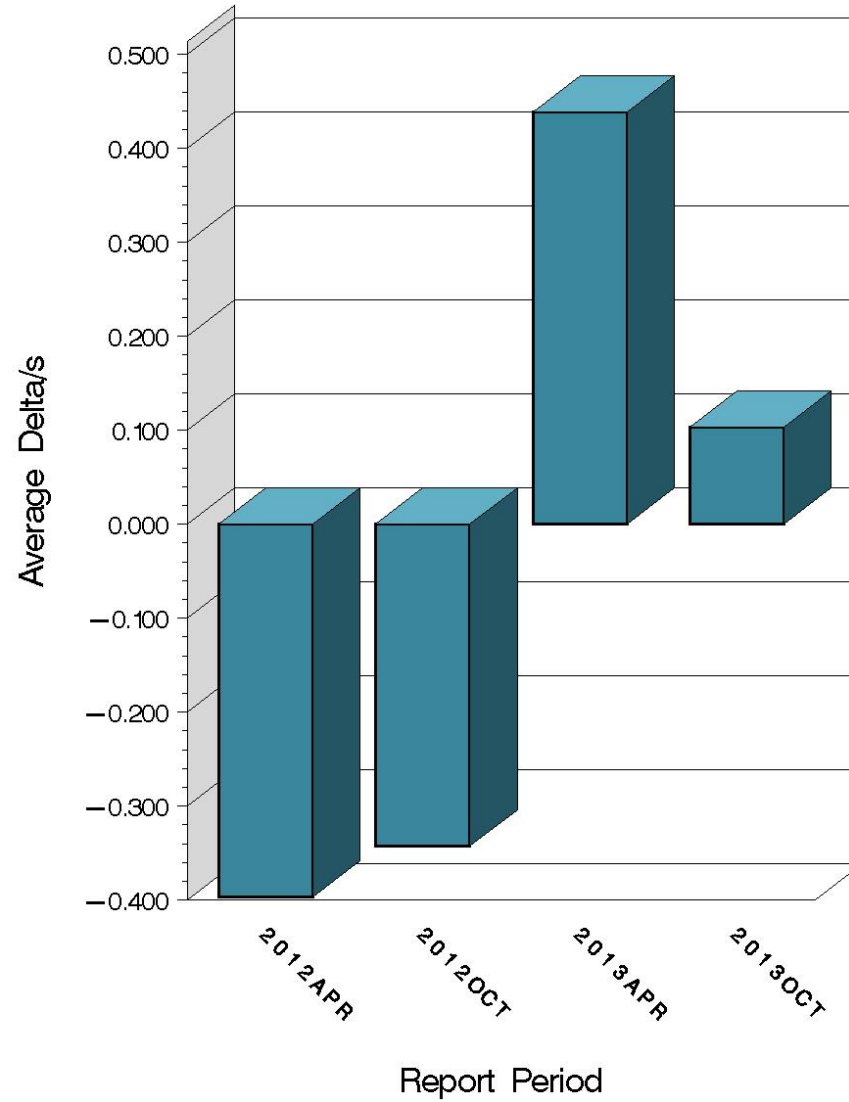
Average Δ /s By Laboratory		
Lab	n	CIFAYI
A	26	0.420
B	47	0.311
G	33	0.077
I	11	-1.456
Industry	117	0.103

Individual test results can be found on the TMC Web Page at the following link:

<ftp://ftp.astmtmc.cmu.edu/refdata/bench/eoft/data/>

EOFT (D 6795)

AVERAGE DELTA/S



8:51:22 19NOV2013

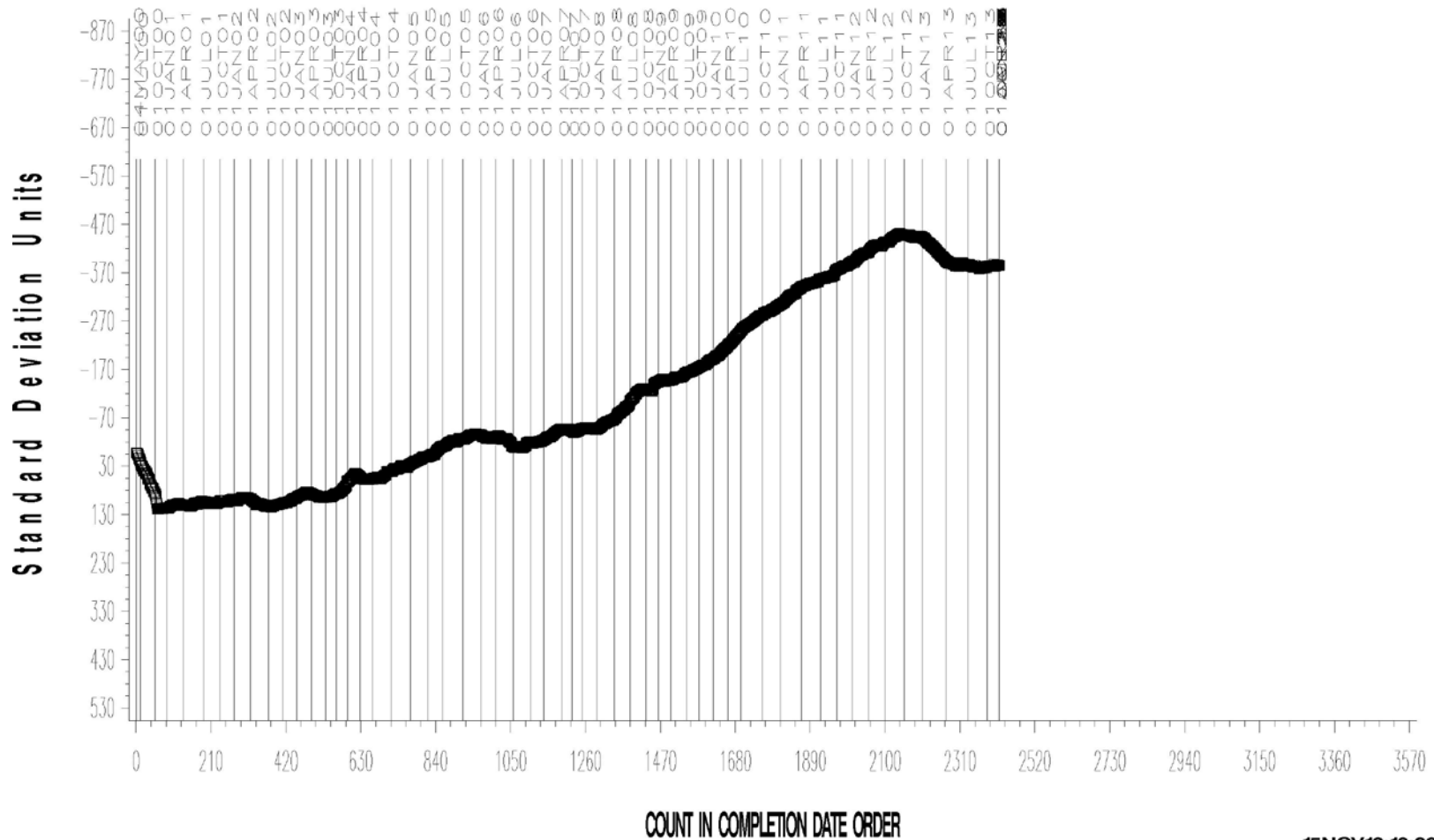
EOFT (D 6795)

EOFT INDUSTRY OPERATIONALLY VALID DATA



20 – 25 ML CHANGE IN FLOWRATE AVERAGE (%)

CUSUM Severity Analysis

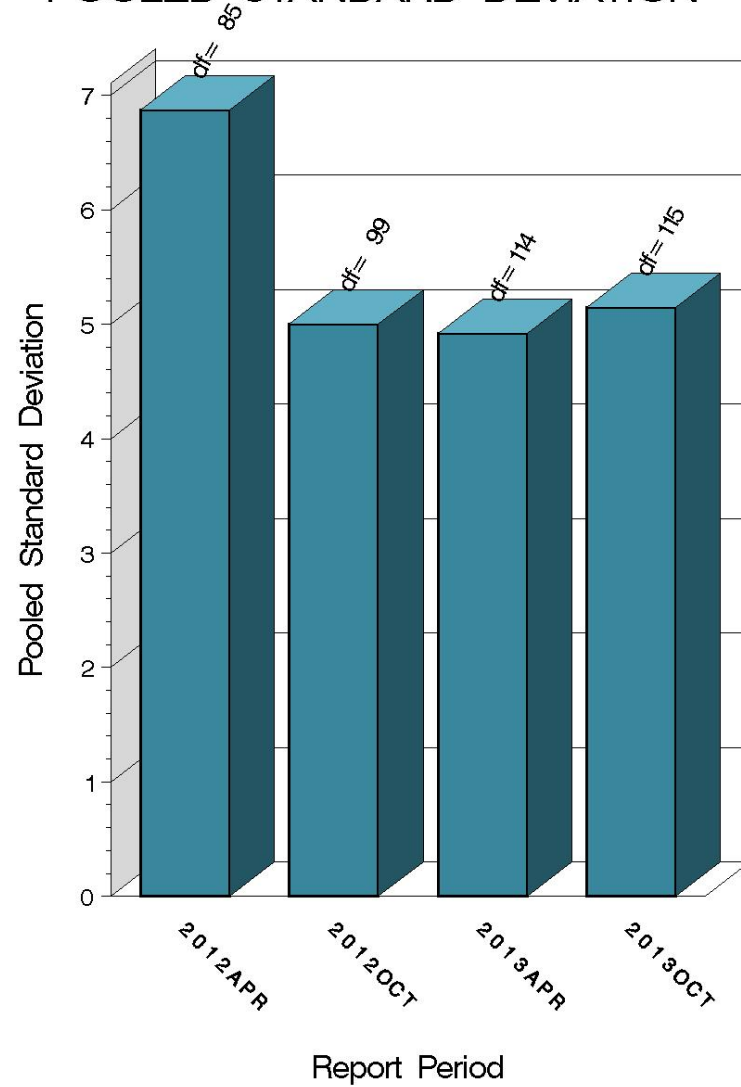


15NOV13:10:29



EOFT (D 6795)

POOLED STANDARD DEVIATION



8:51:22 19NOV2013

EOFT (D 6795)

SUMMARY OF SEVERITY & PRECISION

Severity

Over the course of this report period, CIFA severity, as measured by CUSUM plotting, was on target for the period, reversing the mild trend that has existed for several years in the test.

Precision

Pooled s for this period is 5.14.

Precision, as measured by pooled standard deviation, has degraded slightly compared to last period, but is still comparable to historical performance.

EOFT (D 6795)

INFORMATION LETTERS

No Information Letters were issued this period.

EOFT (D 6795)

STATUS OF REFERENCE OIL SUPPLY

Oil	Samples @ Labs	@ TMC	
		Samples (290 mL)	Gallons
78-1	0	0	0
78-2	62	1406	108.3
Total	62	1406	108.3