

Test Method D5967

Mack T-8

Version

Method:

Conducted For

T-8A:	V = Valid	The Reference Oil/Non-Reference Oil was evaluated in accordance with the test procedure.
T-8:	I = Invalid	The Reference Oil/Non-Reference was not evaluated in accordance with the test procedure
T-8E:	N = Not Interpretable	The Non-Reference Oil results cannot be interpreted and shall not be used in determining an average test result using multiple test criteria.

Stand:	Stand Run No.:	Engine No.:	Engine Hours:
End Of Test Date:		End Of Test Time:	
Oil Code/CMIR: ^A			
T-8 Formulation/Stand Code:			
T-8E Formulation/Stand Code:			
Alternate Codes:			

^A CMIR or Non-Reference Oil Code

Submitted By:

Testing Laboratory

Signature

Typed Name

Title

**Test Method D5967 – Mack T-8
Form 1
Test Result Summary**

T-8 Formulation/Stand Code:						Test Length: ^A				
T -8E Formulation/Stand Code:										
Reference Oil Test						Non-Reference Oil Test				
CMIR No.:						Oil Code:				
TMC Oil No.	Test Lab	Test Stand No.	Test Stand Run No.	Engine Block Serial No.	Rebuild Block Hours	Test Lab	Test Stand No.	Test Stand Run No.	Engine Block Serial NO.	Engine Block Hours
Date Test Started:		Date Test Completed:		EOT Time:		Date Test Started:		Date Test Completed:		EOT Time:
Laboratory Oil Code:						Laboratory Oil Code:				
SAE Viscosity:						SAE Viscosity:				

Viscosity Slope 100 - 150 h, cSt/h	Viscosity Slope 100 - 150 h, cSt/h
Viscosity Increase At 3.8% TGA, cSt	Viscosity Increase At 3.8% TGA, cSt
Correction Factor, Vis. Inc. at 3.8% TGA	Correction Factor, Vis. Inc. at 3.8% TGA
	Severity Adjustment For Viscosity Inc. At 3.8% TGA, cSt
Final Viscosity Increase At 3.8% TGA, cSt	Final Viscosity Increase At 3.8% TGA, cSt
Relative Viscosity At 4.8%, TGA (50% Loss)^B	Relative Viscosity At 4.8%, TGA (50% Loss)^B
Correction Factor, Relative Vis. (50% Loss)	Correction Factor, Relative Vis. (50% Loss)
	Severity Adjustment For Relative Viscosity
Final Relative Viscosity (50% Loss)	Final Relative Viscosity (50% Loss)
Relative Viscosity At 4.8%, TGA (100% Loss)^B	Relative Viscosity At 4.8%, TGA (100% Loss)^B
Correction Factor, Relative Vis. (100% Loss)	Correction Factor, Relative Vis. (100% Loss)
	Severity Adjustment For Relative Viscosity
Final Relative Viscosity (100% Loss)	Final Relative Viscosity (100% Loss)
TGA Soot % At 250 h	TGA Soot % At 250 h
TGA Soot % At 300 h	TGA Soot % At 300 h
Average Oil Consumption At 250 h (g/kW-h)	Average Oil Consumption At 250 h (g/kW-h)
Oil Filter Delta At 250 h, kPa	Oil Filter Delta At 250 h, kPa

^A Test length is discussed in sections 1.2, 4.1 A8.3.1 and A9.3.1

^B Relative viscosities are calculated using shear loss determined by D6278

TEST METHOD D5967
FORM 2
OPERATIONAL SUMMARY ^A

Laboratory	Start Date
Test Number ^B	
Oil Code	
T-8 Formulation/Stand Code:	
T-8E Formulation/Stand Code:	

TEST PARAMETER	SPECIFICATION	AVERAGE	STD. DEV.	MINIMUM	MAXIMUM
Engine Speed, r/min	1800 ± 5				
Torque, N-m	1369 – 1398				
Fuel Flow, kg/h	63.28 ± 0.63				
Humidity, g/kg	Report				
Blowby, L/min	Report				
TEMPERATURES	SPECIFICATION	AVERAGE	STD. DEV.	MINIMUM	MAXIMUM
Coolant Out, °C	85 ± 3				
Coolant In, °C	Report Only				
Oil, °C	100 - 107				
Fuel In, °C	40 ± 1				
Intake Air, °C	25 ± 3				
Intake Manifold, °C	43 ± 3				
Pre- Turb. (F), °C	602 - 632				
Pre-Turbo (R), °C	602 - 632				
TailPipe, °C	455 - 474				
PRESSURES	SPECIFICATION	AVERAGE	STD.DEV	MINIMUM	MAXIMUM
Oil Gallery, kPa	372 -441				
Crankcase, kPa	0.50 ±0.25				
Exhaust, kPa	3.1 ± 0.4				
Oil Filter Delta, kPa	138 Max.				
Inlet Air Res., kPa	2.5 ± 0.25				
Intake Manifold, kPa	186 - 199				
Compressor Discharge, kPa	Report				
Intercooler Delta, kPa	13.6 Maximum				

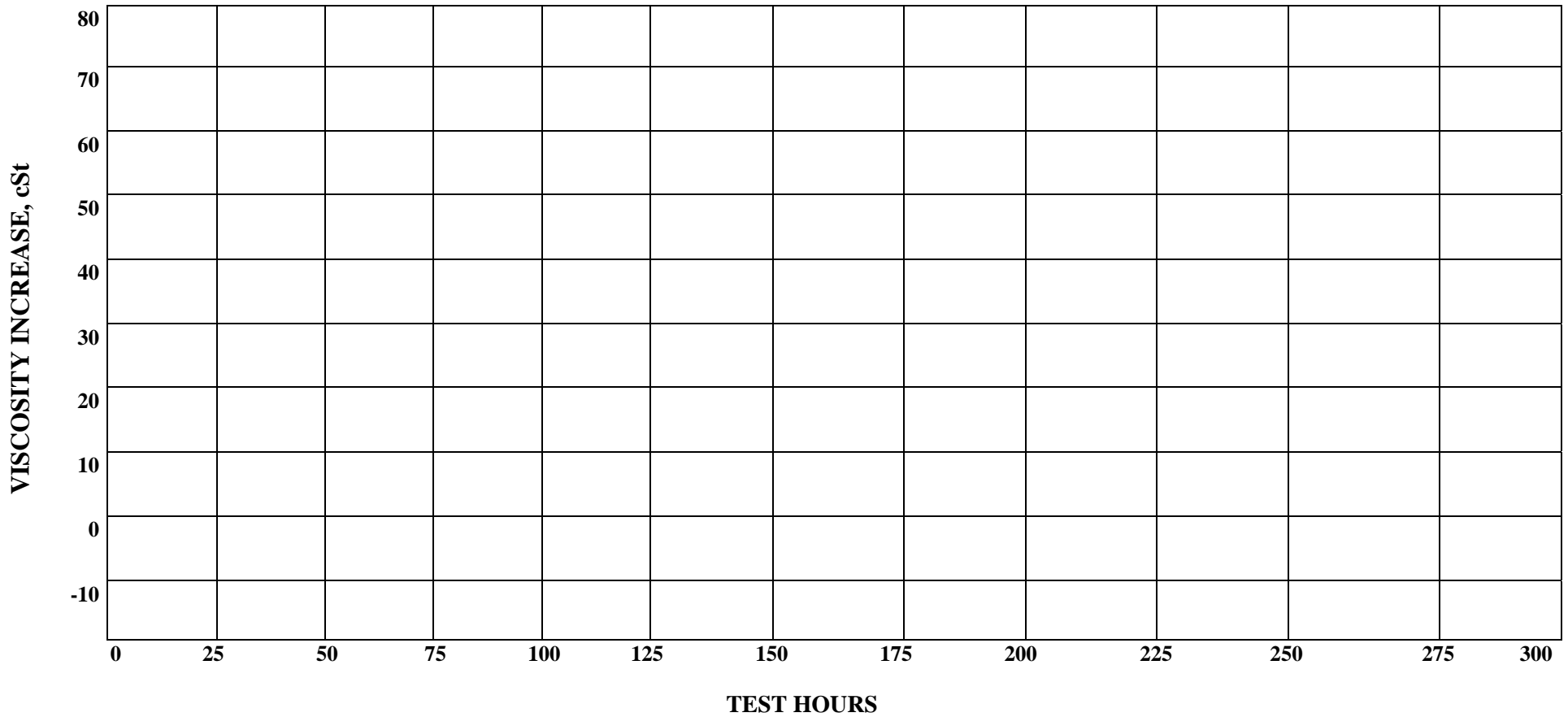
^A ALL DATA VALUES SHOWN ARE BASED ON TEST LENGTH REPORTED ON FORM1

^B TEST NUMBER IS: STAND – STAND RUN NO. – ENGINE SERIAL NO. – ENGINE HOURS

**TEST METHOD D5967
FORM 3**

VISCOSITY INCREASE VERSUS TIME

Laboratory	Start Date
Test Number ^B	Oil Code
T-8 Formulation/Stand Code:	
T-8E Formulation/Stand Code	



**TEST METHOD D5967
FORM 5
TEST FUEL ANALYSIS (LAST BATCH)**

Laboratory	Start Date
Test Number ^B	
Oil Code	
T-8 Formulation/Stand Code:	
T-8E Formulation/Stand Code:	
Supplier:	Batch Identifiers:

Measurement	Specs.	Analysis		Test Method
		NEW	EOT	
Total Sulfur, % wt	0.03 - 0.05			D 129
Gravity, °API	32-36			D 287 or D 4052
Hydrocarbon Composition				
Aromatics % vol	28 - 35			D 1319
Olefin	Report			D 1319
Saturates	Report			D 1319
Cetane Index	Report			D 4737
Cetane No.	42 - 48			D 613
Copper Strip Corrosion	3 max			D 130
Flash Point, °C	54 min			D 93
Cloud Point °C	-12 max			D 2500
Pour Point °C	-18 max			D97
Carbon Residue on 10% Residium, %	0.35 max			D 524 (10 % Bottoms)
Water & Sediment, % Vol	0.05 max			D 2709
Ash, % wt	0.01 max			D482
Viscosity, cSt @ 40 °C	2.0 - 3.2			D445
Distillation °C				
IBP	177 - 199			D 86
10%	210 - 232			D 86
50%	249 - 277			D 86
90%	299 - 327			D 86
EP	327 - 360			D 86

**TEST METHOD D5967
FORM 7
CHARACTERISTICS OF THE DATA ACQUISITION SYSTEM**

Laboratory	Start Date
Test Number ^B	
Oil Code	
T-8 Formulation/Stand Code:	
T-8E Formulation/Stand Code:	

PARAMETER (1)	SENSING DEVICE (2)	CALIBRATION FREQUENCY (3)	RECORD DEVICE (4)	OBSERVATION FREQUENCY (5)	RECORD FREQUENCY (6)	LOG FREQUENCY (7)	SYSTEM RESPONSE (8)
Temperatures							
OIL@ FILT.							
FUEL IN.							
INTAKE AIR							
INTAKE MAN							
PRE- TURB.							
COOL. OUT							
Other							
FUEL FLOW							
ENGINE RPM							
LOAD							
INLET RESTR							
EXH. PRESS.							
OIL GAL PRES							

LEUEND:

- (1) OPERATING PARAMETER
- (2) THE TYPE OF DEVICE USED TO MEASURE TEMPERATURE, PRESSURE OR FLOW
- (3) FREQUENCY AT WHICH THE MEASUREMENT SYSTEM IS CALIBRATED
- (4) THE TYPE OF DEVICE WHERE DATA IS RECORDED
 LG-HANDLOGSHEET
 DL -AUTOMATIC DATA LOGGER
 SC-STRIPCHARTRECORDER
 C/M -COMPUTER, USING MANUAL DATA ENTRY
 C/D -COMPUTER, USING DIRECT VO ENTRY
- (5) DATA ARE OBSERVED BUT ONLY IF RECORDED OFF SPEC.
- (6) DATA ARE RECORDED BUT ARE NOT RETAINED AT EOT
- (7) DATA ARE LOGGED AS PERMANENT RECORD, NOTE SPECIFY IF:
 SS -SNAPSHOT TAKEN AT SPECIFIED FREQUENCY
 AG/X AVERAGE OF X DATA POINTS AT SPECIFIED FREQUENCY
- (8) TIME FOR THE OUTPUT TO REACH 63.2% OF FINAL VALUE FOR STEP CHANGE AT INPUT

**TEST METHOD D5967
FORM 8
BUILD-UP AND HARDWARE INFORMATION**

Laboratory	Start Date
Test Number ^B	
Oil Code	
T-8 Formulation/Stand Code:	
T-8E Formulation/Stand Code:	

TIMING

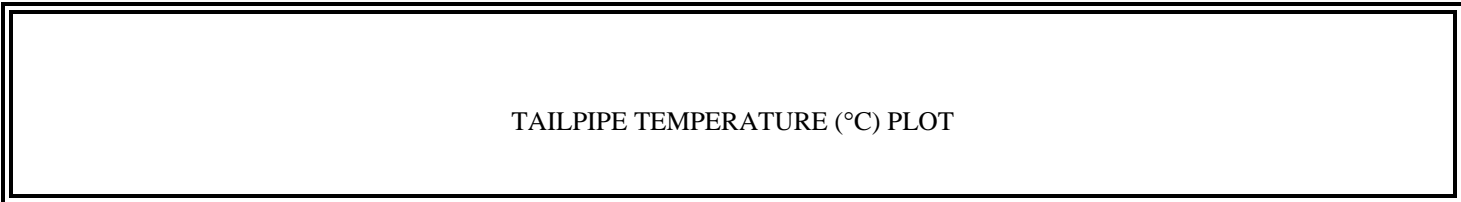
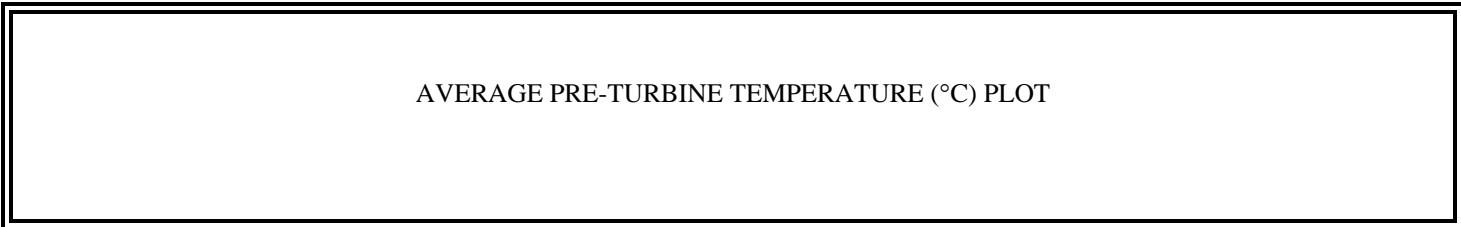
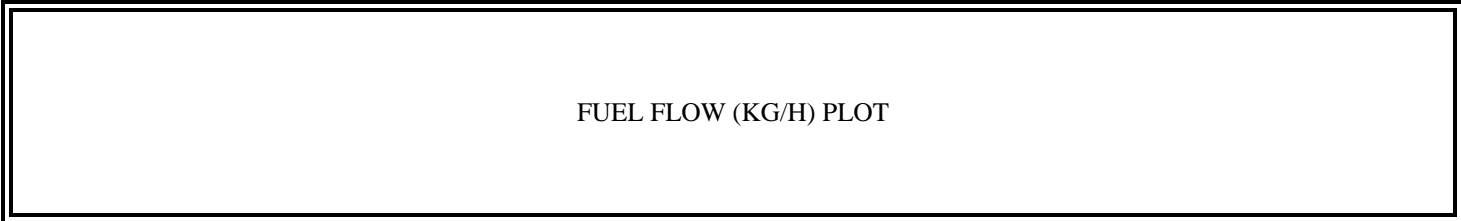
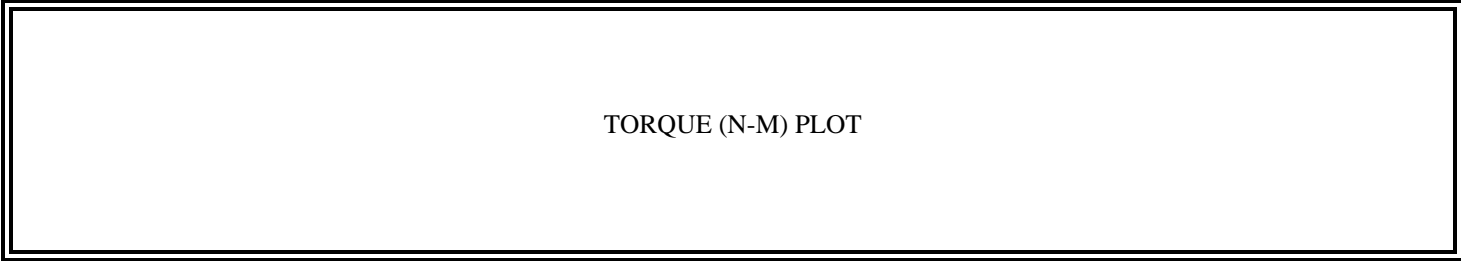
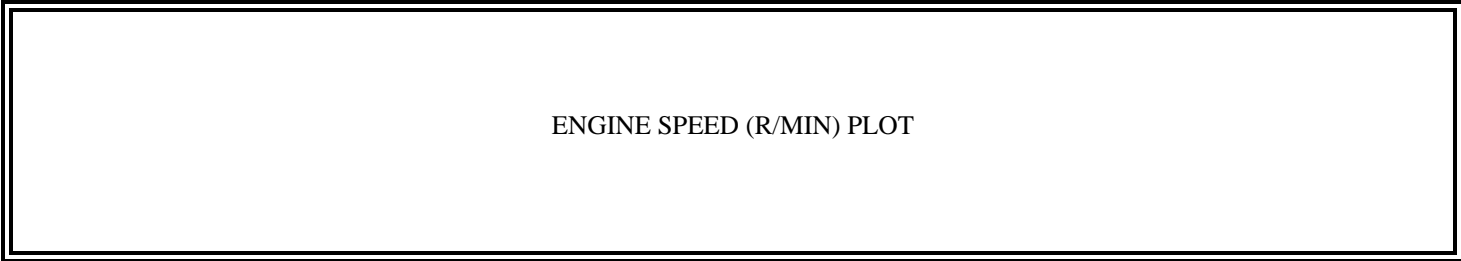
Lite/HPC Offset (deg)	
Piston Travel to TDC (deg)	
Initial Timing (deg)	
First Timing Change (deg)	
First Timing Change Hour (Hrs)	
Second Timing Change (deg)	
Second Timing Change Hour (Hrs)	

PARTS

Part	Part Number	Serial Number
Injection Pump		
Turbo Charger		
Cylinder Head (front)		
Cylinder Head (rear)		
Pistons		
Injection Nozzles		

**TEST METHOD D5967
FORM 9
OPERATIONAL DATA**

Laboratory	Start Date
Test Number ^B	
Oil Code	
T-8 Formulation/Stand Code:	
T-8E Formulation/Stand Code:	



**TEST METHOD D5967
FORM 10
OPERATIONAL DATA**

Laboratory	Start Date
Test Number ^B	
Oil Code	
T-8 Formulation/Stand Code:	
T-8E Formulation/Stand Code:	

COOLANT IN TEMPERATURE (°C) PLOT

COOLANT OUT TEMPERATURE (°C) PLOT

OIL TEMPERATURE (°C) PLOT

FUEL IN TEMPERATURE (°C) PLOT

**TEST METHOD D5967
FORM 11
OPERATIONAL DATA**

Laboratory	Start Date
Test Number ^B	
Oil Code	
T-8 Formulation/Stand Code:	
T-8E Formulation/Stand Code:	

INTAKE AIR TEMPERATURE (°C) PLOT

INTAKE MANIFOLD TEMPERATURE (°C) PLOT

OIL GALLERY PRESSURE (KPA) PLOT

OIL FILTER PRESSURE (KPA) PLOT

**TEST METHOD D5967
FORM 12
OPERATIONAL DATA**

Laboratory	Start Date
Test Number ^B	
Oil Code	
T-8 Formulation/Stand Code:	
T-8E Formulation/Stand Code:	

CRANKCASE PRESSURE (KPA) PLOT

EXHAUST PRESSURE (KPA) PLOT

INLET AIR RESTRICTION (KPA) PLOT

INTAKE MANIFOLD PRESSURE (KPA) PLOT

TEST METHOD D5967
Form 13
American Chemistry Council Code of Practice
Test Laboratory Conformance Statement

Test Laboratory					
Test Sponsor					
T8E Formulation / Stand Code					
Test Number					
Start Date		Start Time		Time Zone	

Declarations

- No. 1 All requirements of the ACC Code of Practice for which the test laboratory is responsible were met in the conduct of this test. Yes _____ No _____*
- No. 2 The laboratory ran this test for the full duration following all procedural requirements; and all operational validity requirements of the latest version of the applicable test procedure (ASTM or other) including all updates issued by the organization responsible for the test, were met.
 Yes _____ No _____*
- If the response to this Declaration is “No”, does the test engineer consider the deviations from operational validity requirements that occurred to be beyond the control of the laboratory?
 Yes _____* No _____
- No. 3 A deviation occurred for one of the test parameters identified by the organization responsible for the test as being a special case. Yes _____* No _____ (*This currently applies only to specific deviations identified in the ASTM Information Letter System*)

Check The Appropriate Conclusion

	Operational review of this test indicates that the results should be included in the Multiple Test Acceptance Criteria calculations.
	*Operational review of this test indicates that the results should not be included in the Multiple Test Acceptance Criteria calculations.

Note: *Supporting comments are required for all responses identified with an asterisk.*

Comments

Signature

Date

Typed Name

Title

TEST METHOD D5967
Form 13A
American Chemistry Council Code of Practice
Test Laboratory Conformance Statement

Test Laboratory					
Test Sponsor					
T8 Formulation / Stand Code					
Test Number					
Start Date		Start Time		Time Zone	

Declarations

No. 1 All requirements of the ACC Code of Practice for which the test laboratory is responsible were met in the conduct of this test. Yes_____ No_____*

No. 2 The laboratory ran this test for the full duration following all procedural requirements; and all operational validity requirements of the latest version of the applicable test procedure (ASTM or other) including all updates issued by the organization responsible for the test, were met.
 Yes_____ No_____*

If the response to this Declaration is “No”, does the test engineer consider the deviations from operational validity requirements that occurred to be beyond the control of the laboratory?
 Yes_____ * No_____

No. 3 A deviation occurred for one of the test parameters identified by the organization responsible for the test as being a special case. Yes_____ * No_____ (*This currently applies only to specific deviations identified in the ASTM Information Letter System*)

Check The Appropriate Conclusion

	Operational review of this test indicates that the results should be included in the Multiple Test Acceptance Criteria calculations.
	*Operational review of this test indicates that the results should not be included in the Multiple Test Acceptance Criteria calculations.

Note: *Supporting comments are required for all responses identified with an asterisk.*

Comments

Signature

Typed Name

Date

Title